

## SAMPLE APPROVE SHEET

Customer Name: \_\_\_\_\_

Product application: Sterilization / disinfection / purification

Productmodel: 6868SMD 4LENS 30도

Product encoding : SF4D6868UVC-270(30도)

Issue      Date : 2022-02-16

Lens Color Code	<b>C   Water Transparent</b>
	T   Colored Transparent
	D   White Diffused
	E   Colored Diffused

Customer confirmation	Checked by	Prepared by



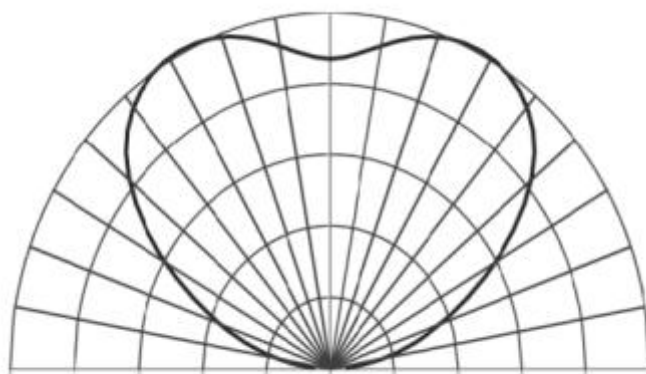
## Aatures

- Long service life
- High brightness
- Energy saving and environmental protection
- Low DC voltage operation
- Quick response
- Photometric tunable
- Short wavelength, strong penetration
- Strong antistatic ability
- Eutectic process
- RoHS compliant

## Applications

- All kinds of sterilization
- UV light therapy, beauty and manicure
- Anti-counterfeit detection
- Photocatalytic air purification
- UV curing
- Plant lighting
- Printing equipment

## Radiation Pattern:



**Typical Optical/ Electrical Characteristics @T<sub>J</sub>=25℃**

	project	Symbol	condition	minimum value	average value	Maximum value	Company
UVC (main)	Forward voltage	VF	IF=200mA	10	12	13	V
			IF=400mA	10	12	13	
	Reverse current	IR	VR=5v	--	--	5	μA
	Radiated power	φ V	IF=200mA	40	---	80	mW
			IF=400mA	80	---	130	
	Working current	IF	--	200	--	400	mA
	Peak wavelength	λ p	//	270	275	280	nm
angle		2θ1/2	IF=200mA	--	120	--	deg
Nodal temperature		T <sub>J</sub>	IF=200mA	--	125	--	℃
thermal resistance		Rth	IF=200mA	--	10		℃/W
Life Time		L70	IF=200mA	--	5000	--	Hour

Notes: 1. Tolerance of measurement of forward voltage ±0.1V.

2. Tolerance of measurement of peak Wavelength ±2.0nm.

3. Tolerance of measurement of luminous intensity ±5%.

**Absolute Maximum Rating**

Item	Symbol	Absolute Maximum Rating	Unit
Forward Current	IF	400	mA
Pulse Forward Current*	IFP	600	mA
Reverse Voltage	VR	5	V
Power Dissipation	PO	1.2	W
Operation Temperature	TOPR	-40~+80	℃
Storage Temperature	TSTG	-40~+100	℃
Lead Soldering Temperature*	TSOL	Max. 240℃ for 3sec Max.	

\*IFP Conditions: Pulse Width ≤ 10msec duty ≤ 1/10

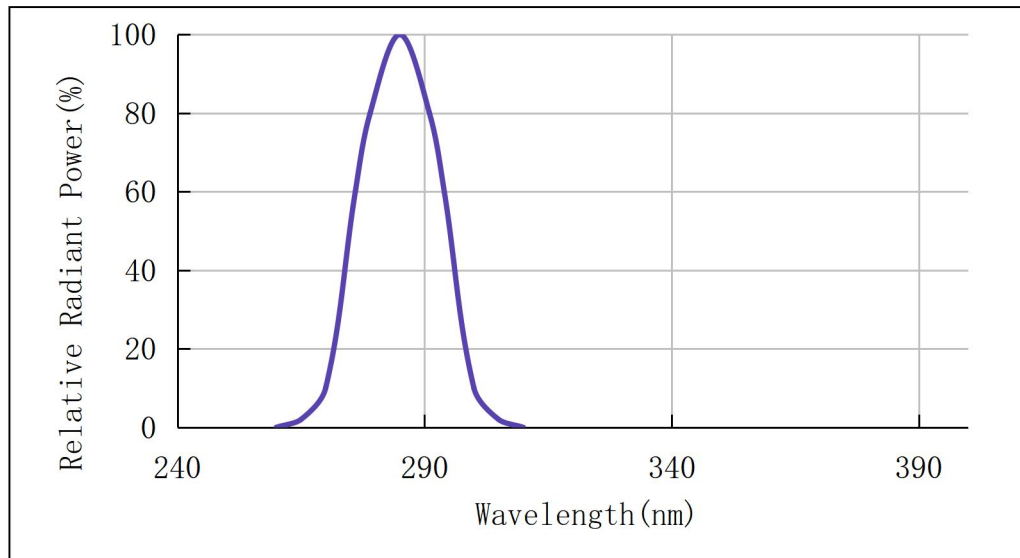
\* All high power emitter LED products mounted on aluminum metal-core printed circuit board, can be lighted directly, but we do not recommend lighting the high power products for more than 5 seconds without a appropriate heat dissipation equipment.

\* Re-flow, wave peak and soak-stannum soldering etc. is not suitable for High power integrated light source.

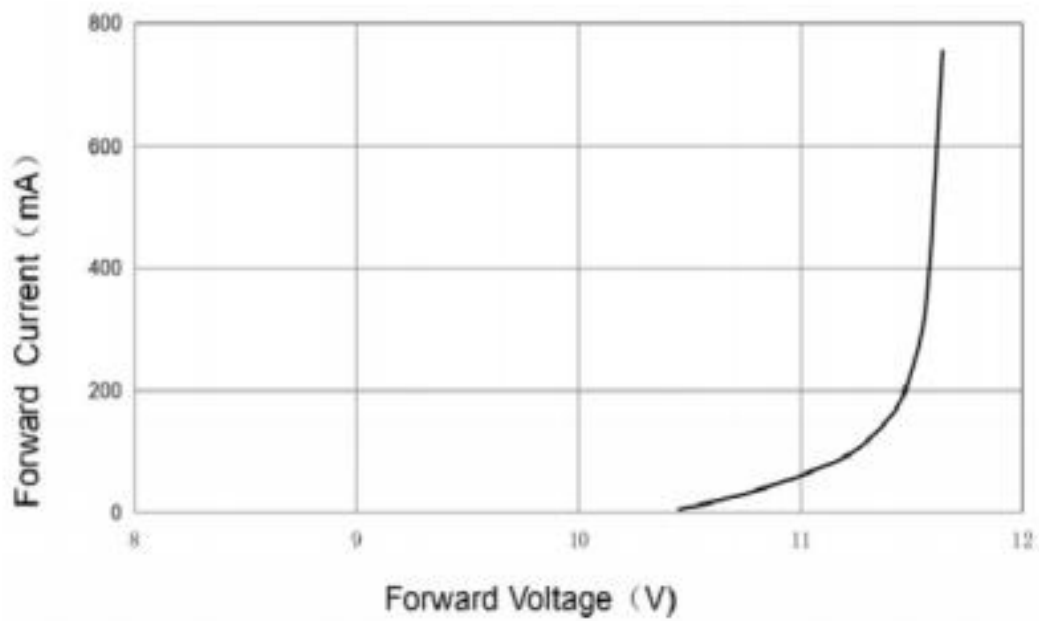
\* Suggest to solder it by professional high power LED soldering machine.

\* Can use invariable-temperature searing-iron with soldering condition : ≤ 260 degree less than 3 seconds.

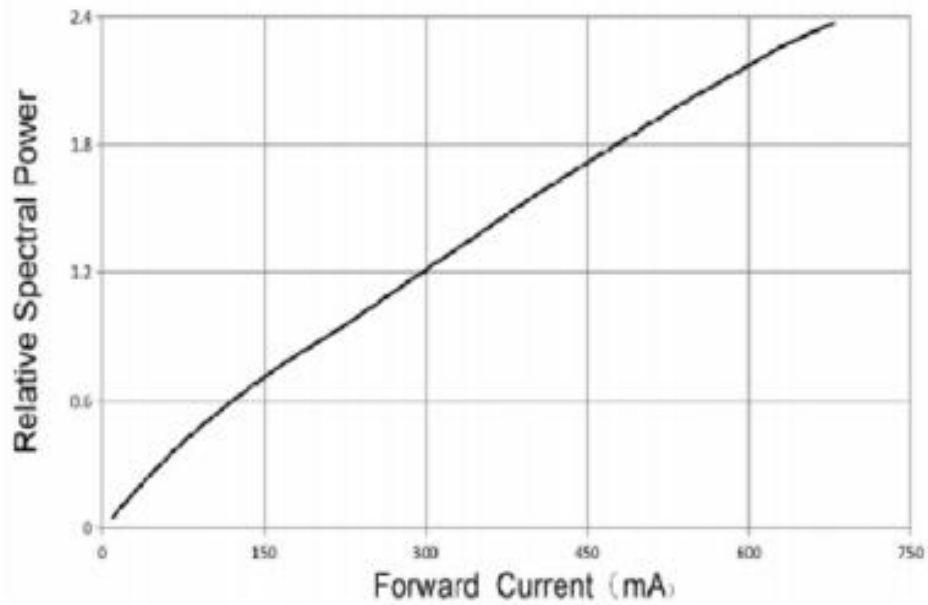
## Spectrum Distribution



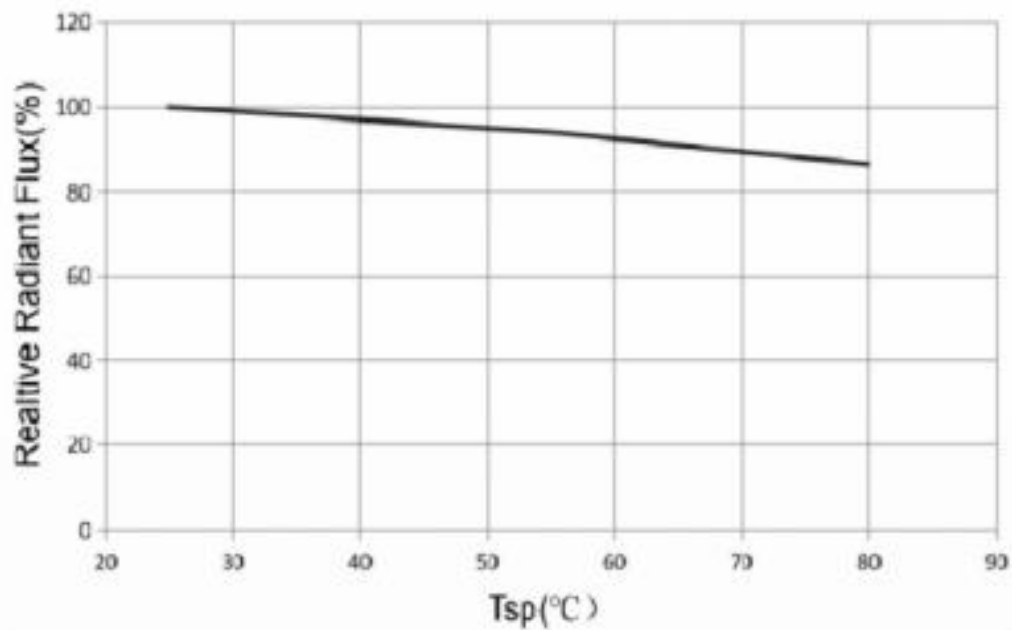
## Forward Current vs. Forward Voltage



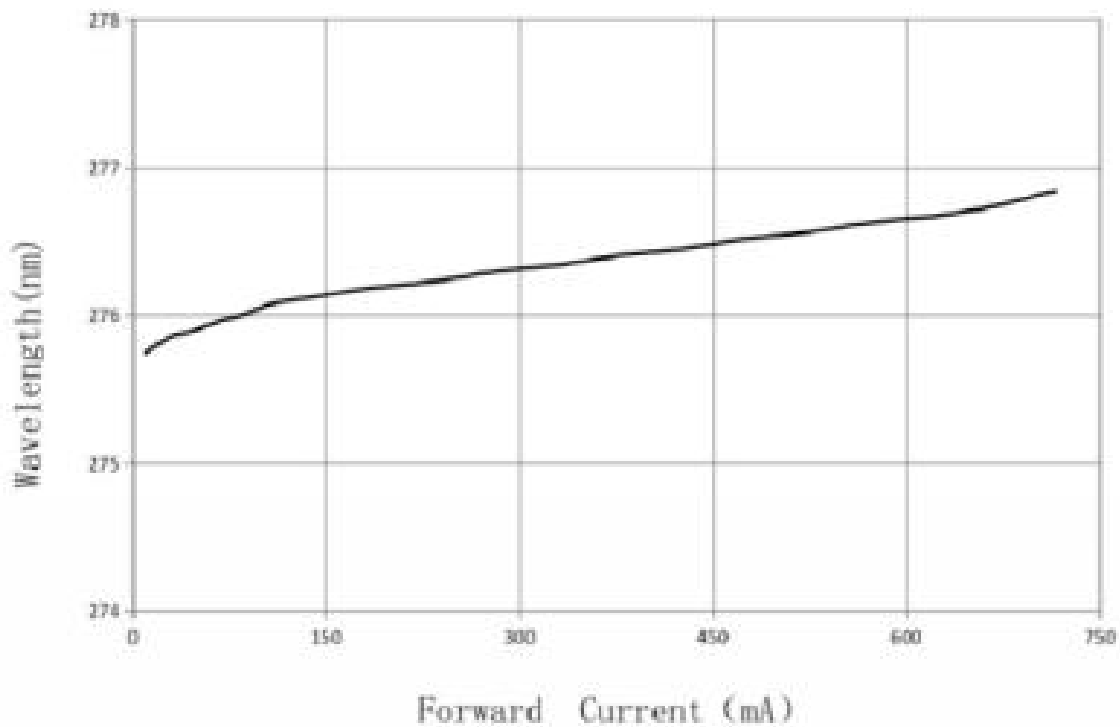
### Relative luminous Intensity vs Forward Current



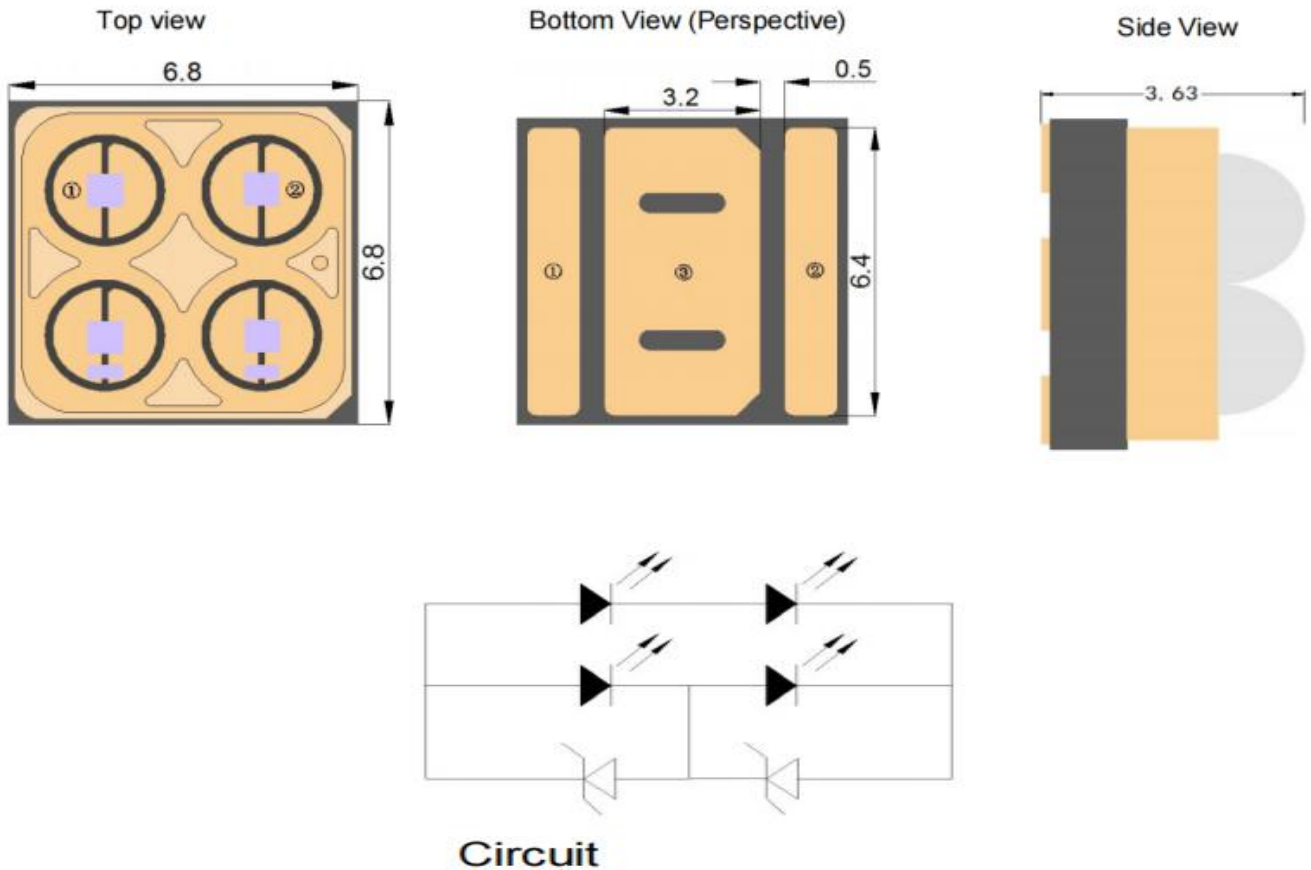
### Relative Light output vs Junction Temperature



# Current Derating Curve vs Ambient temperature

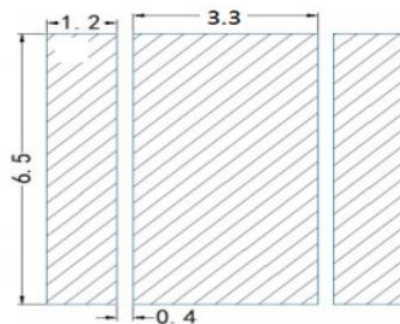


Package Dimensions (MM)



- Notes:
1. All dimension units are millimeters.
  2. All dimension tolerance is  $\pm 0.2\text{mm}$  unless otherwise noted.
  3. The brass column of heat sink of the high power LED is Anode. Please pay more attention to the necessary installation, when installing The heat dissipate on equipments and connecting the electric circuit in avoid of short circuit and destroying

Pad diagram: (MM)



### Product access and installation:

Before opening the electrostatic shielding bag, it is required to confirm whether the working table and production equipment are grounded. The operator shall wear electrostatic bracelet, gloves or fingertips for operation. After opening the package, the operator should use tweezers to hold both sides of the lamp bead to avoid direct contact with the front cover plate of the lamp bead. The workplace should be free of VOC pollution. Unnecessary pollution will lead to the strong absorption of the UV emitted from the front and affect the light power.

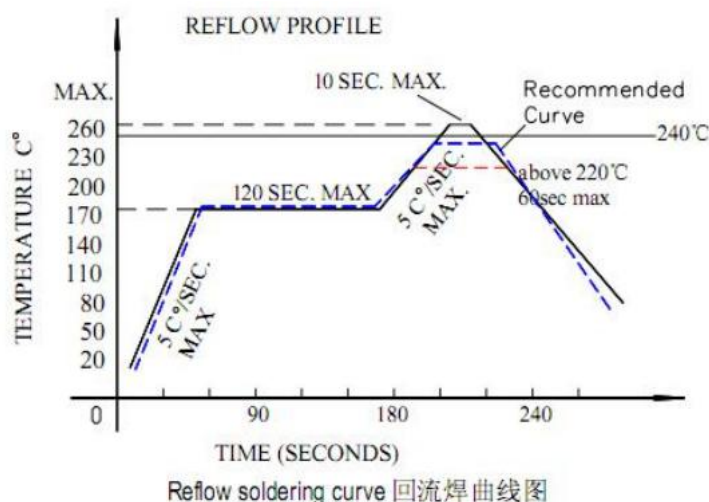
The lamp bead cover plate is a fragile component. Knocking, vibration, prying, clamp and other operations are easy to cause the cover plate to break and affect the use.

### \* welding of products:

It is recommended to use low temperature solder paste for reflow welding, and the temperature curve can refer to the following figure:

#### Note:

- 1) The actual temperature curve shall depend on the type, proportion and Different reflow soldering equipment, substrate materials, etc And adjustment;
- 2) It is recommended to do more tests before batch welding to ensure the best workers are used Art curve;
- 3) Improper return temperature and time may cause the bead surface The discoloration of the coating may cause the LED chip in the lamp bead to be desoldered and fail;
- 4) After reflow welding, the lamp beads should not be repaired again. When repair is inevitable, double head soldering iron must be used, and it is necessary to confirm in advance whether this way damages the characteristics of the lamp bead itself.





**specific definition of each temperature zone in the figure:**

Preheating zone: the heating rate is  $1.0-3.0\text{ }^{\circ}\text{C} / \text{s}$ , and the heating rate is too fast in the preheating zone, which is easy to make the mobility and composition of solder paste worsen, and easy to produce the phenomenon of tin explosion and solder bead.

Soakage zone: temperature  $110-130\text{ }^{\circ}\text{C}$ , time 90-100s, if the temperature is too low, there will be solder not melting after reflow (recommended temperature rise rate  $< 2\text{ }^{\circ}\text{C} / \text{S}$ )

Back welding area: the peak temperature shall be set at  $170-180\text{ }^{\circ}\text{C}$ . It is recommended to adjust the melting time above  $138\text{ }^{\circ}\text{C}$  to 50-80 seconds.

Cooling zone: cooling rate  $< 4\text{ }^{\circ}\text{C} / \text{S}$

**Special note:**

1 for any other matters not mentioned in this specification, please call our sales department.

2 important safety tips:

This product will produce deep ultraviolet after correct operation and power on, and direct irradiation may cause harm to human skin and eyes. It is recommended to wear protective clothing, gloves and goggles during operation / use. It is strictly prohibited to directly irradiate the ultraviolet without taking protective measures, and it is strictly prohibited to directly look at the ultraviolet without wearing protective glasses.



R other :

Product is not suitable to use in following conditions;

- Direct or indirect wet / damp conditions, such as rain, etc;
- in contact with sea water and erosive materials;
- Exposed to corrosive gases (e.g.,  $\text{Cl}_2$ ,  $\text{H}_2\text{S}$ ,  $\text{NH}_3$ ,  $\text{SO}_x$ ,  $\text{NO}_x$ , etc.);
- Exposed to dust, liquids or oils;