



## Data Sheet

---

Customer:

Part No:

CL-SFC508BYIRR-465,590,850,630-02

Sample No:

Description:

Item No:

Customer			
Check	Inspection	Approval	Date

## Features

- Package Size: 5.0(L) × 5.4(W) × 1.6(T)mm
- Silicone Packed
- Suitable for different working environment
- Super long lifetime: 50000HRs
- Anti UV
- White colors are available in(2300K- 25000K)
- Wide viewing angle ( $2\theta\ 1/2=120^\circ$ )

## Applications

- Indoor lighting: Fluorescent lamp, tube
- Commercial illumination and displays: Advertising words, light box
- LCD Backlighting
- Decorative lighting: light strip
- Automotive interior auxiliary lighting
- Other illumination and displays

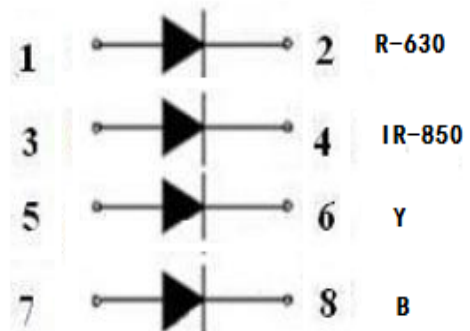
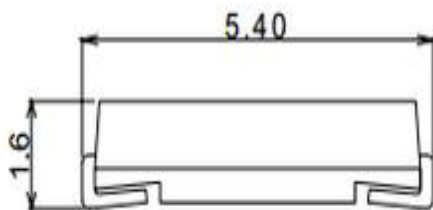
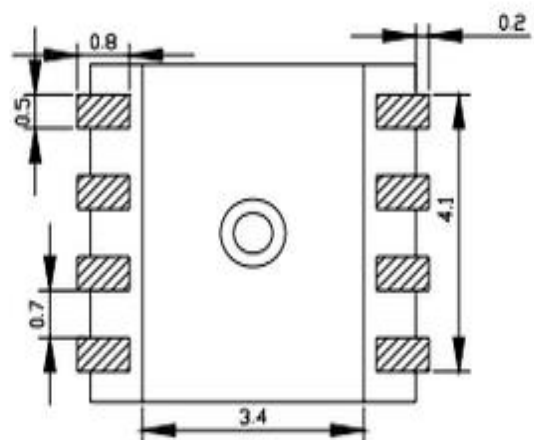
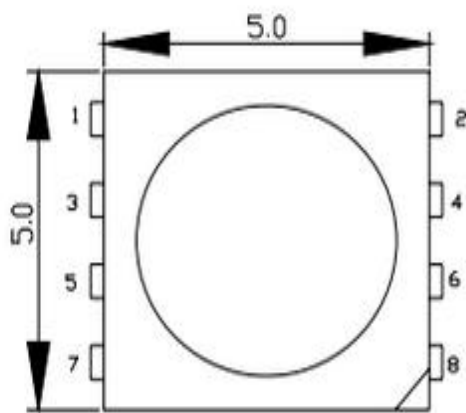
## Device Selection Guide

ITEM	MATERIALS
Resin	Silicon
Bonding wire	25 Em Au
Lens color	Water Clear
Dice	InGaN

## REFLECTOR COATING TYPE HIGH-PERFORMANCE

LEDs SMD LED

High Performance SMD Single-Color Top LEDs



### NOTES:

- 1、 All dimensions are in millimeters (inches);
- 2、 Tolerances are 0.2mm (0.008inch) unless otherwise noted

## Absolute maximum ratings

(TA=25°C)

Paramete	Symbol	Rat	Unit
Forward current	I F	20	mA
Reverse voltage	VR	5	V
Power dissipation	Pd	200	mW
Operating Temperature	TOP	-20 ~+80	°C
Storage Temperature	Tstg	-40 ~+80	°C
Peak Forward Current ( Duty 1/10 @ 1KHz)	IFP	20	mA
Lead Soldering Temperature (5mm From Body)	TSOI	260°C For 5 Seconds)/°C	

## Electro-optical characteristics

(T A =25°C)

Parameter	Test Condition	Symbol	Value			Unit
			Min	Avg	Max	
Forward voltage	I F =20mA B	Vf	2.8	---	3.3	V
	I F =20mA Y	Vf	1.8	---	2.2	V
	I F =20mA IR	Vf	1.4	---	1.8	V
	I F =20mA R	Vf	1.9	---	2.2	V
Wavelength	Wd =20mA B	nm	460	465	470	nm
	Wd =20mA Y	nm	588	590	592	nm
	Wp =20mA IR	nm	845	850	855	nm
	Wp =20mA R	nm	620	625	630	nm
Luminous intensity	Iv =20mA B	mcd	200	---	400	mcd
	Iv =20mA Y	mcd	100	---	200	mcd
	Iv =20mA IR	mcd	10	---	20	mW
	Iv =20mA R	mcd	100	---	200	mcd
Viewing Angle		2θ1/2		120		deg
Reverse Current		IR			10	EA



## Reliability Test Items And Conditions

TestItems	Reference	Test Conditions	Time	Quantity	Criterion
Thermal Shock	MIL-STD-202G	-40℃ (30min) -100℃ (30min)	100Cycles	22	0/22
Temperature	JEITA ED-4701 200 203	-10℃~65℃; 0%~90%RH	10cycles	22	0/22
High temperature storage	JEITA ED -4071 200 201	Ta=100℃	1000H	22	0/22
Low temperature storage	JEITA ED -4071 200 202	Ta=-40℃	1000H	22	0/22
High temperature high humidity storage	JEITA ED -4071 100 103	Ta=60℃; RH=90%	1000H	22	0/22
High temperature life	JESD22-A108D	Ta=80℃	1000H	22	0/22
Normal temperature life test	JESD22-A108D	Ta=25℃ IF=150mA	1000H	22	0/22
Resistance to soldering heat	GB/T 4937, II, 2.2&2.3	Tsol*=(240±5)℃ 10secs	2 times	22	0/22

## Criteria For Judging Damage

Test Items	Symbol	Test Conditions	Criteria For Judging Damage
Forward Voltage	V F	I F =I FT	Initial Data±10%
Reverse Current	I R	V R =5V	I R ≤10uA
Luminous Intensity	I V	I F =I FT	Average I V attenuation ≤ 30%; single I V attenuation ≤ 50%
Resistance to soldering heat			No cracks inside the material, no material bursting, peeling, no death light

\*Note Tsol-Temperature of tin liquid

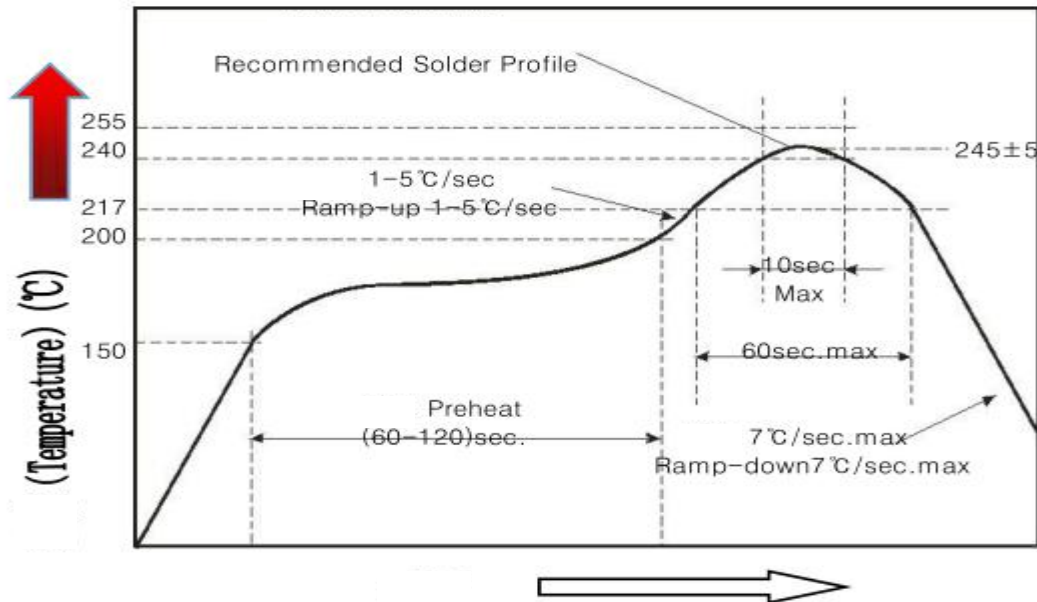
Useful hint:

### 1、 Hand Soldering

A soldering iron of less than 20W is recommended to be used in Hand Soldering. Please keep the temperature of the soldering iron under  $360^{\circ}\text{C}$  while soldering. Each terminal of the LED is to go for less than 3 second and for one time only.

Be careful because the damage of the product is often started at the time of the hand soldering.

2. Reflow Soldering: Use the conditions shown in the under Figure of Pb-Free Reflow Soldering



- Reflow soldering only allowed to do once
- Stress on the LEDs should be avoided during heating in soldering process
- After soldering, do not deal with the product before its temperature drops down to room temperature.

## **Precautions(1)**

### **1. Storage**

**Moisture proof and anti-electrostatic package with moisture absorbent material is used, to keep moisture to a minimum.**

**Before opening the package, the product should be kept at 30°C or less and humidity less than 60% RH, and be used within a year.**

**After opening the package, the product should be stored at 30°C or less and humidity less than 10%RH, and be soldered within 24 hours (1day). It is recommended that the product be operated at the workshop condition of 30°C or less and humidity less than 60%RH.**

**●If the moisture absorbent material has faded away or the LEDs have exceeded the storage time, baking treatment should be performed based on the following condition:  $(70 \pm 5)^{\circ}\text{C}$  for 24 hours.**

### **2. Static Electricity**

**Static electricity or surge voltage damages the LEDs. Damaged LEDs will show some unusual characteristic such as the forward voltage becomes lower, or the LEDs do not light at the low current. even not light.**

**All devices, equipment and machinery must be properly grounded. At the same time, it is recommended that wrist bands or anti-electrostatic gloves, anti-electrostatic containers be used when dealing with the LEDs.**

## **Precautions (2)**

### **3. Vulcanization**

**LED curing is due to sulfur being in bracket and the +1 price of silver in the chemical reaction generated  $\text{Ag}_2\text{S}$  in the process. It will lead to the capacity of reflecting of silver layer reducing, light color temperature drift and serious decline ,seriously affecting the performance of the product. So we should take corresponding measures to avioding vulcanization, such as to avoid using sulphur volatile substances and keeping away from high sulphur content of the material.**

### **4.Safety Advice For Human Eyes**

**Viewing direct to the light emitting center of the LEDs, especially those of great Luminous Intensity will cause greathazard to human eyes. Please be careful.**