



Data Sheet

Customer:

Part No:

CL-5014UBC1A-J(420-425nm)

Sample No:

Description:

5Ø Lamp Blue Color

Item No:

Customer			
Check	Inspection	Approval	Date



Features

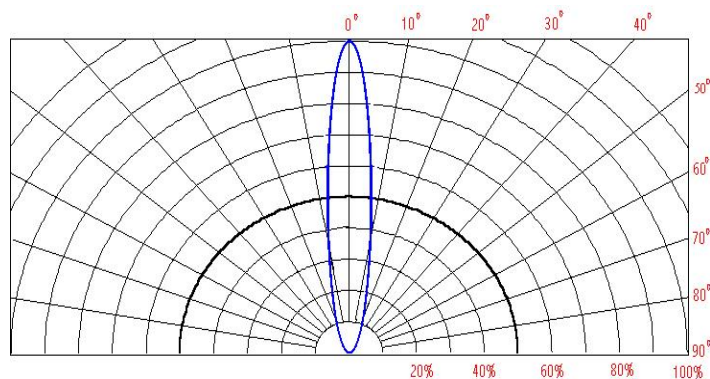
- Long operating life
- Highest flux
- Wide range of colors:2500K-25000K
- Lambertian radiation pattern
- More energy efficient than incandescent and most halogen lamps
- Low voltage DC operated
- Cool beam, safe to the touch
- Instant light (less than 100ns)
- Fully dimmable
- No UV
- Superior ESD protection
- Eutectic die band
- RoHS compliant

Applications

- Reading lights (car, bus, aircraft)
- LCD Backlights/light Guides
- Fiber optic alternative/ Decorative / Entertainment
- Mini-accent/Up lighters/Down lighters/
Orientation
- Indoor/Outdoor commercial and Residential
Architectural
- Cove/Under shelf/Task
- Bollards/Security/Garden
- Portable (flashlight, bicycle)
- Edge-lit signs (Exit, point of sale)
- Automotive Exit (Stop-Tail-Turn,CHMSL,
Mirror Side Repeat)
- Traffic signaling / Beacons / RailCrossing

and Wayside

Radiation Pattern



Typical Optical/ Electrical Characteristics @T_J=25°C

Item	Symbol	Condition	Min.	Typ.	Max.	Unit
Forward Voltage	V _F	I _F =20mA	2.8	---	3.4	V
Reverse Current	I _R	V _R =5v	--	--	10	μA
50% Power Angle	2θ _{1/2}	I _F =20mA	---	15	---	deg
Luminous Intensity	φ _V	I _F =20mA	800	--	1600	mcd
Recommend Forward Current	I _F	--	--	20	--	mA
Chromaticity	λ _P	I _F =20mA	420	--	425	nm
Junction temperature	T _J	I _F =20mA	--	125	--	°C
Thermal Resistance,Junction to Case	R _{JP}	I _F =20mA	--	8	--	°C/W

Notes:1.Tolerance of measurement of forward voltage±0.1V.
2.Tolerance of measurement of peak Wavelength±2.0nm.
3.Tolerance of measurement of luminous intensity±5%.

Absolute Maximum Rating

Item	Symbol	Absolute Maximum Rating	Unit
Forward Current	I _F	30	mA
PulseForward Current*	I _{FP}	100	mA
Reverse Voltage	V _R	5	V
Power Dissipation	P _D	120	mW
OperationTemperature	T _{OPR}	-40~+80	°C
Storage Temperature	T _{STG}	-40~+100	°C
Lead Soldering Temperature*	T _{SOL}	Max. 260°C for 5sec Max.	

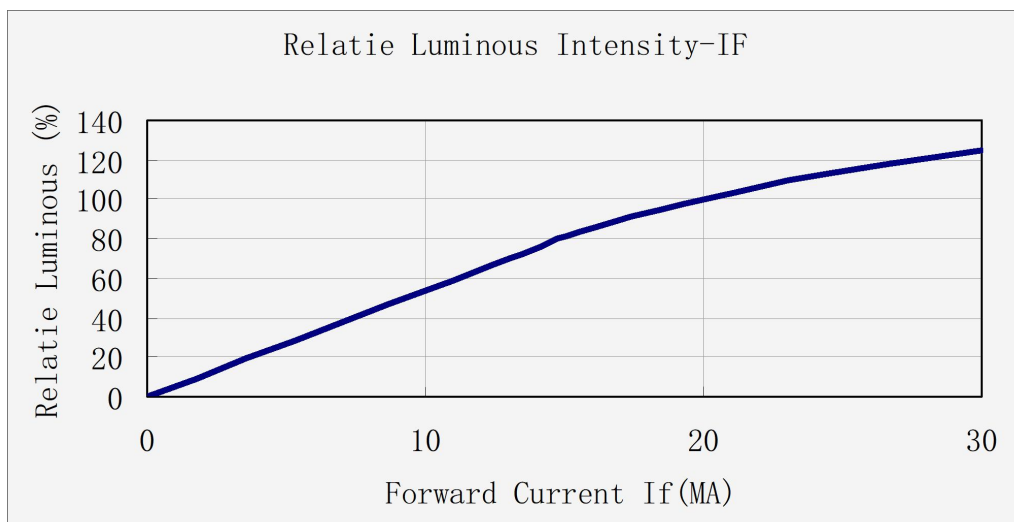
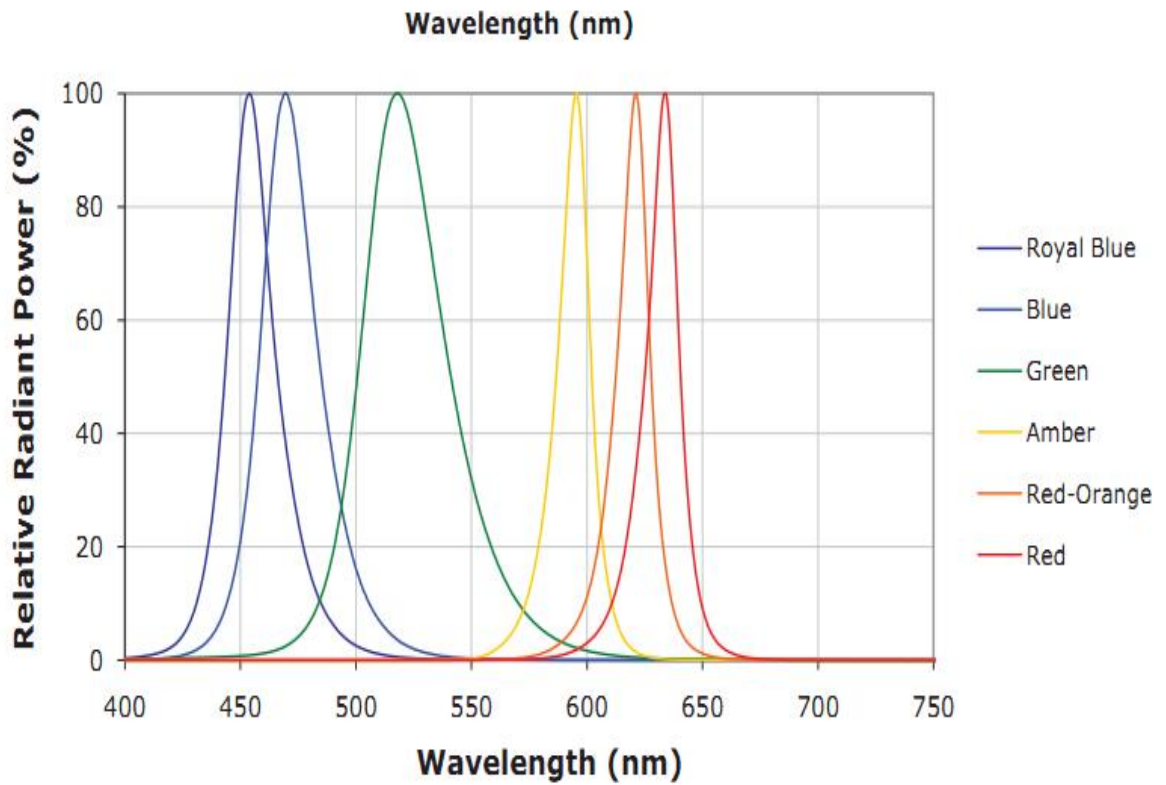
*IFP Conditions: Pulse Width≤10msec duty≤1/10

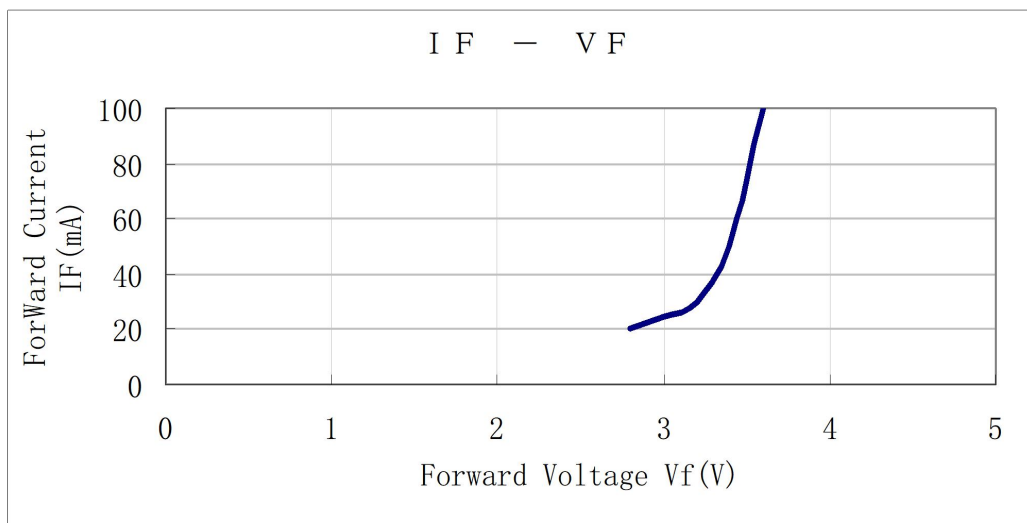
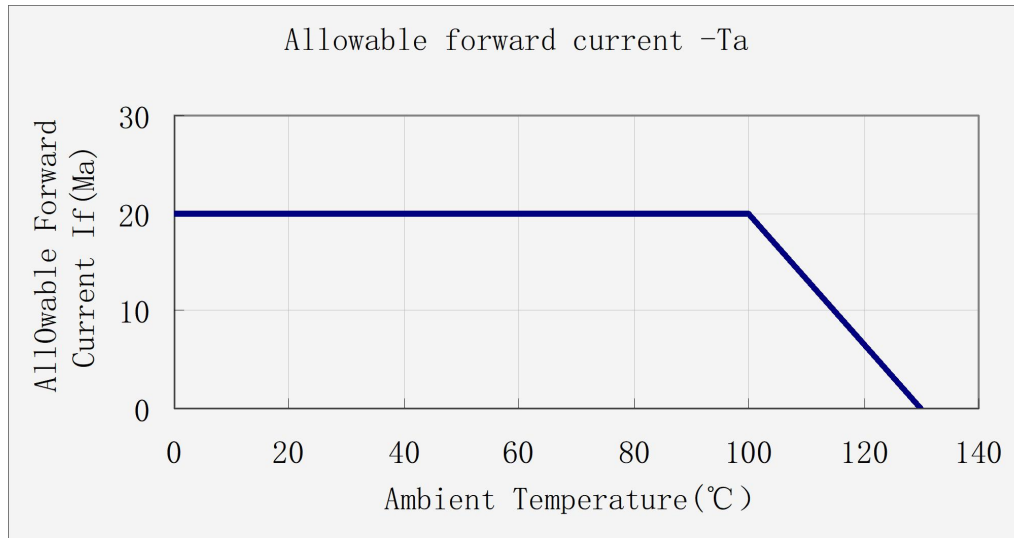
* All high power emitter LED products mounted on aluminum metal-core printed circuit board, can be lighted directly, but we do not recommend lighting the high power products for more than 5 seconds without a appropriate heat dissipation equipment.

*Re-flow,wave peak and soak-stannum soldering etc.is not suitable for High power integrated light source.

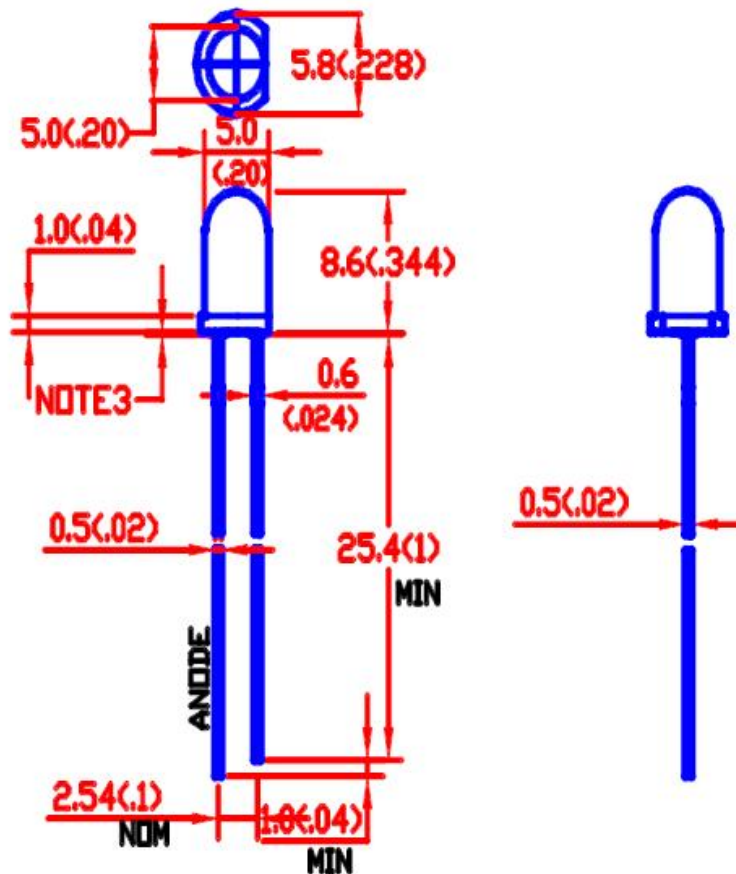
*Suggest to solder it by professional high power LED soldering machine.

*Can use invariable-temperatur e searing-iron with soldering condition :≤260 degree less than 3 seconds.





Package Dimensions (MM)

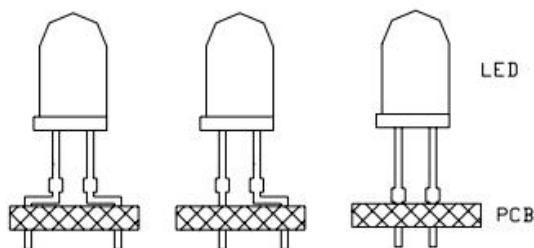


- Notes:
1. All dimension units are millimeters.
 2. All dimension tolerance is $\pm 0.2\text{mm}$ unless otherwise noted.
 3. The brass column of heat sink of the high power LED is Anode. Please pay more attention to the necessary installation, when installing The heat dissipate on equipments and connecting the electric circuit in avoid of short circuit and destroying

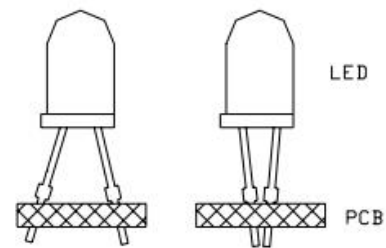
Package Adhesive Pipe (units:mm)

Note:

- 1 LED bracket forming method: The pin of LED can be bent where is at least 2mm out of LED colloid; Finishing the forming of LED bracket must be before soldering; Guarantee the gap between two pin of LED tallys with LED pads in PCB when forming;
- 2 Manual soldering: The tip temperature of soldering iron don't exceed 300℃; soldering time don't exceed 3s and soldering position must be 3mm out of led colloid;
- 3 Static electricity and high volt can damage LED, The production whose Die material is InGaN must strictly required ESD, Must put on static glove and static fillet, soldering tool and the cover of device must connect the ground, soldering condition follows the related stating of production specification manual.
- 4 Protecting countermeasure when over current: Need add the protecting resistor in circuit in order to avoid damaging led due to big current and voltage fluctuation
- 5 LED installation method: LED can be stored for a year under the condition, the temperture of 5℃~35℃ and humidity of RH60%, These production must be re-inspected and tested before use if their storage time exceed a year.
- 6 If LED is exposed in air for a week under the condition, the temperature of 5℃~35℃, humidity of RH60%, must place the LED in the ambience of 65℃ ±5℃ for 24 hours .



正确方式



错误方式