



## Data Sheet

---

Customer: \_\_\_\_\_

Part No: \_\_\_\_\_

CLD-3621AUW-11T

Sample No: \_\_\_\_\_

Description: \_\_\_\_\_

0.36 inch 2 Digit White Color

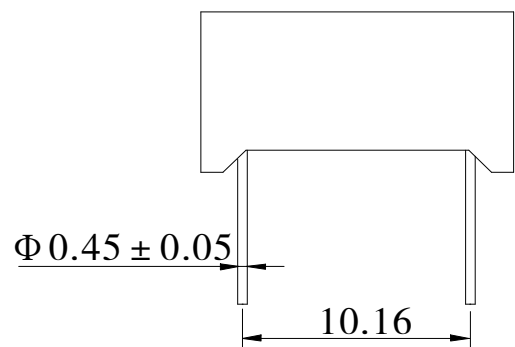
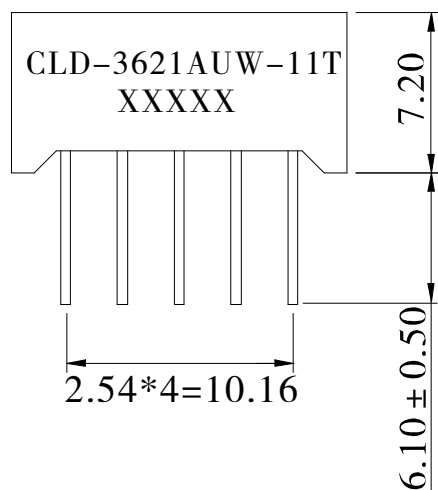
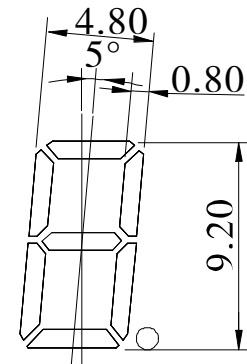
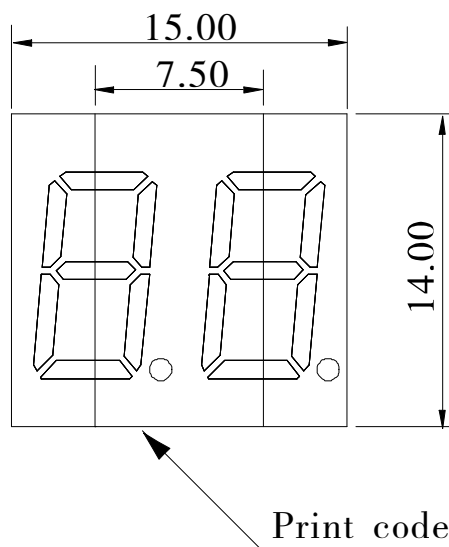
Item No: \_\_\_\_\_

Customer			
Check	Inspection	Approval	Date

Descriptions

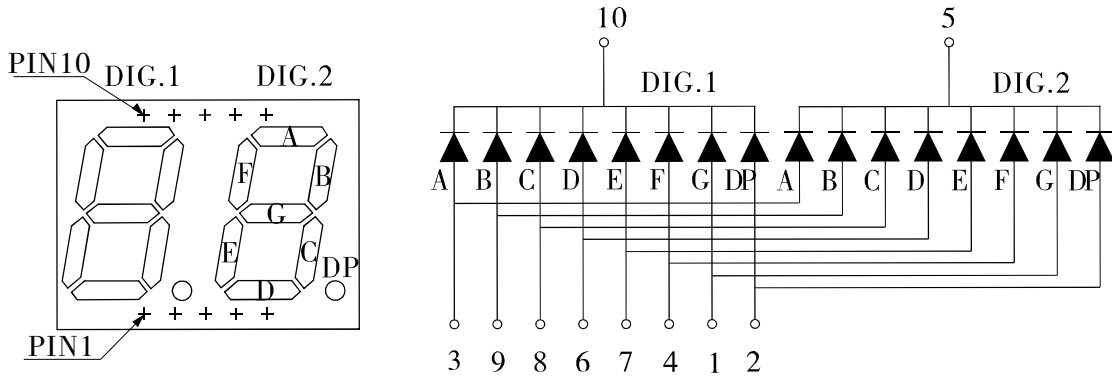
1. Emitting color: White
2. Lens color: Yellow Diffused
3. Surface black color : Black
4. Dice material: InGaN/GaN

Outline drawing



Tolerance is ± 0.25mm unless otherwise noted

Internal Circuit Diagram (C.C.)



s

FILM

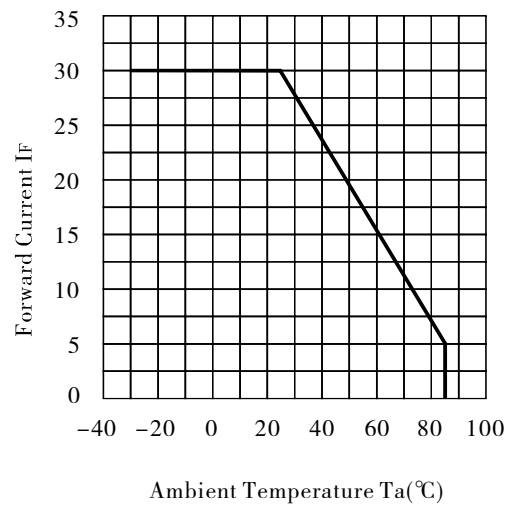
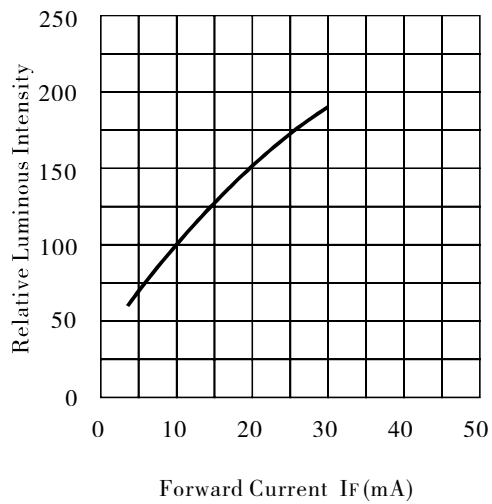
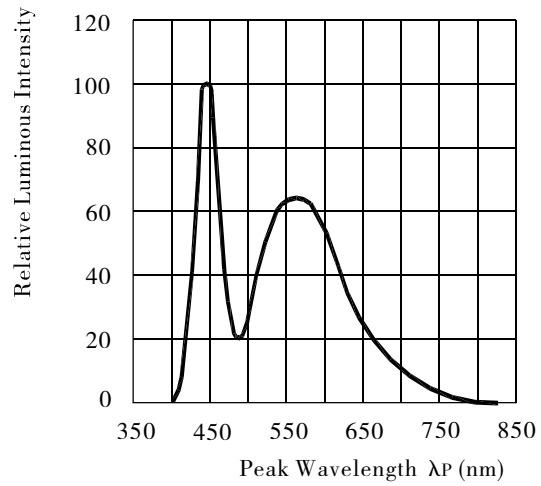
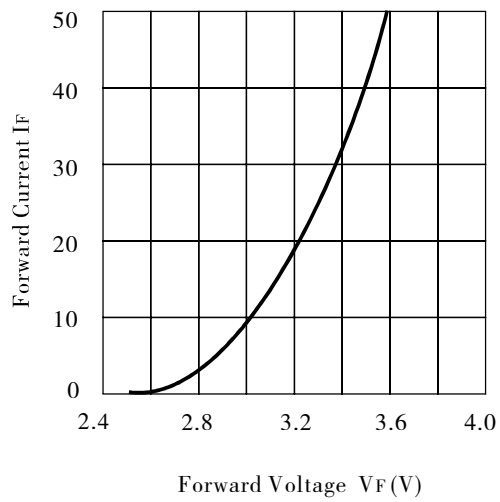


**Electrical optical characteristics ( Ta=25°C )**

Parameter	Symbol	White			Unit	Test Condition
		Min	Typ	Max		
Forward Voltage	$V_F$	---	3.2	3.6	V	IF=20mA
Luminous Intensity	$I_V$	19.0	37.2	---	mcd	IF=10mA
Chromaticity Coordinates	X	---	0.28	---	---	IF=20mA
	Y	---	0.27	---		
Reverse Leakage Current	$I_R$	---	---	50	$\mu A$	$V_R=5V$

**Absolute maximum parameters ( Ta=25°C )**

Parameter	Symbol	Condition	Rating	Unit
Power Dissipation	PD	---	100	mW
Reverse Voltage	VR	---	5	V
Forward Average Current	IF	---	30	mA
Temperature coefficient	I/C	---	0.4	mA/°C
Pulse Current	IFP	Duty=1/10,1kHz	100	mA
Operating Temperature Range	Topr	---	-25 ~ +85	°C
Storage Temperature Range	Tstg	---	-30 ~ +100	°C
Soldering Condition	Tsd	---	265°C/5sec	°C

Typical Electro–Optical characteristic curves (  $T_a=25^\circ\text{C}$  )


## Reliability test conditions

Test Item	Test Condition	Result	Judgment criteria
Consecutive operating life test	IF=20mA, T=25°C, t=168h	0/12	Forward Voltage $V_F(V) = \text{Upper Limit} \times 1.2$ Reverse Leakage Current $I_R(\mu A) = \text{Upper Limit} \times 2.0$ Luminous Intensity $I_v$ (mcd) = Lower Limit $\times 0.7$
High temperature storage life test	T=100°C, t=168h	0/12	
Low temperature storage life test	T=-25°C, t=168h	0/12	
high Temperature humidity storage life test	T=85 ± 2°C, RH=85% ± 3, t=168h	0/12	
Temperature cycle test	-25°C~25°C~100°C, 30min 5min 30min 10cycles	0/12	
Thermal shock test	100°C 0°C 5min 5min 20 cycles	0/12	
Soldering heat test	T=260 ± 5°C, t=10s ± 1s	0/12	
Solderability test	T=230 ± 5°C, t=5s ± 0.5s	0/12	Steeped Part ≥ 95%
Fall test	h=100cm, Free fall, 3times	0/12	Intact
Terminal strength test	W=9.8N, t=30 ± 5s	0/12	
Lead Bending test	W=4.9N, 2times	0/12	