



GAIA TECH

Data Sheet

Customer:

Part No:

Sample No:

Description:

Item No:

GTT-0903-3V

BUZZER

Customer			
Check	Inspection	Approval	Date

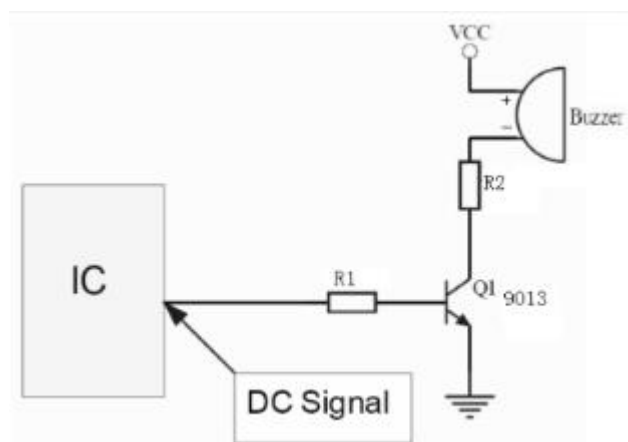
General specification

Item		Spec	Condition
1	Rated voltage	3VDC	
2	Operation voltage	2~5VDC	
3	Sound Pressure Level=SPL	Min 85dB	Standard State,Standard Drive Circuit. Rated voltage,Distance at 0.1m
4	Average consumption current	Max 40mA	
5	Oscillation frequency	2900±300Hz	
6	Response time	Max 50mS	
7	Range of operation temperature	-20~+70°C	
8	Range of preservation temperature	-30~+85°C	
9	Terminal strength	10N	Pull load on the direction of the terminal axis
10	Externals size	Φ9x5.5	Refer to the attached drawing
11	Mass	1.5g	

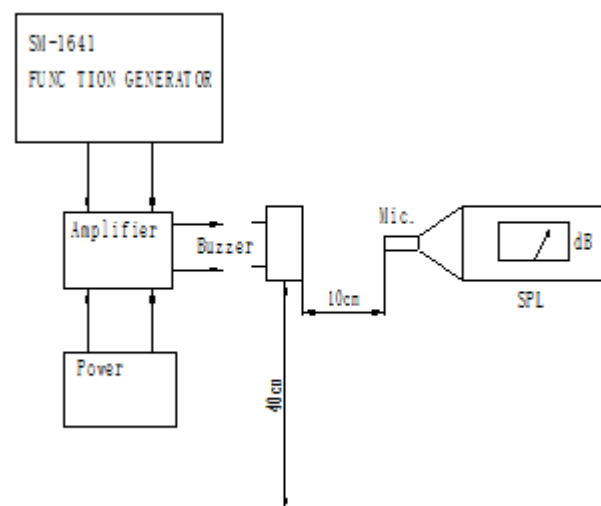
Electrical And Acoustical Measuring Condition

Recommended Driving Circuit

Resonant frequency, 1/2 duty cycle. Square wave.
Signal amplitude should be large enough to saturate the transistor.

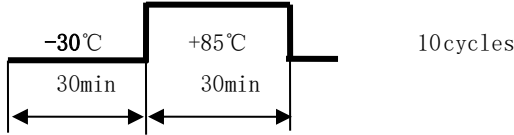
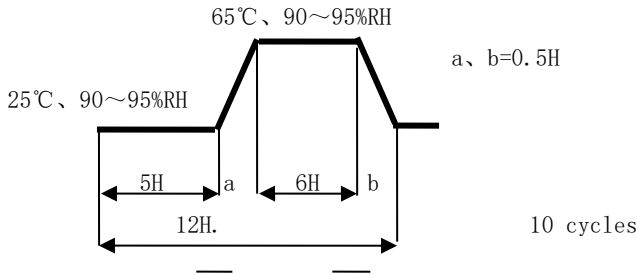


Recommended Setting



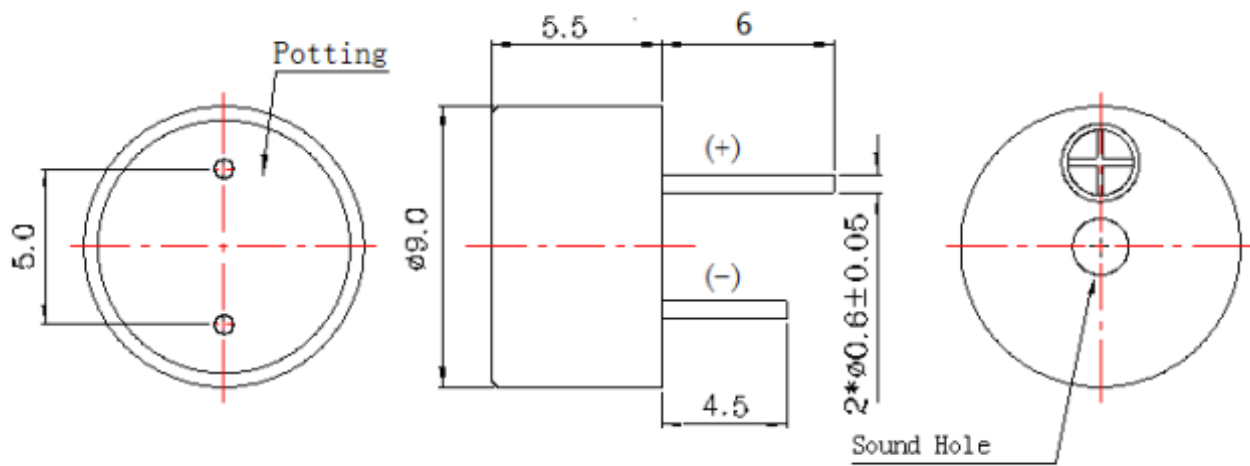


Reliability specification

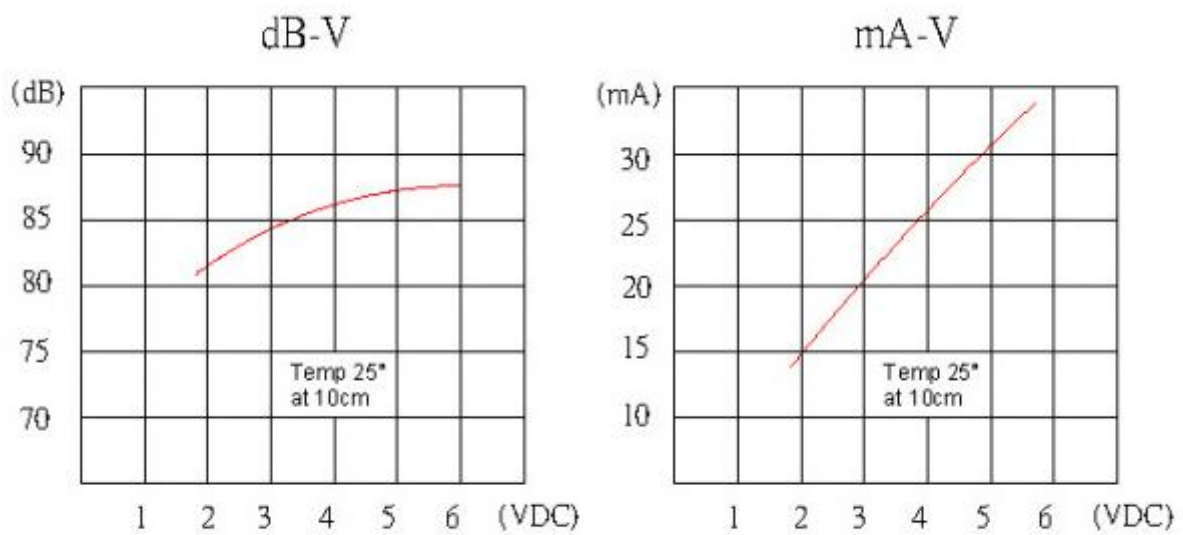
Item		Test condition	Criteria	Reference specifications
1	High temperature Preservation	Exposure to +85℃ for 96 hrs.	After the test the part shall meet specifications without any degradation in appearance And performance except SPL. SPL shall be 75 dB More. (at 2900±300 Hz)	GB/T 2423.2
2	Low temperature preservation	Exposure to -30℃ for 96 hrs.		GB/T 2423.1
3	Thermal Shock			GB/T 2423.4
4	Thermal, Humidity Shock			
5	Ordinary Temp. Life	Driving the sounder at 5VDC for 1000hrs in the room temperature (25℃±10℃)		
6	High Temp. Life	Driving the sounder at 5VDC for 500hrs in the low temperature (+85℃)		
7	Low Temp. Life	Driving the sounder at 5VDC for 500hrs in the low temperature (-30℃)		
8	Lead strength	Pull load on the direction of the terminal axis for 10±1 sec.		GB/T 2423.29
9	Vibration	10~55~10Hz Sinewave, Sweep 1 min, Amplitude 1.52mm Max 91m/S ² X, Y, Z 3Direction 2hrs each, Total 6hrs		GB/T 2423.10
10	Free drop	Free drop, 70cm height, on wood board (t40mm) X, Y, Z 3 Direction 1time each, total 3times.	Exclude bending of Pin	GB/T 2423.8
11	Solder heat resistance	Soldering into solder bath: Solder Temp. 250±5℃ Soaking Time: 3±0.2sec	After the test the part Shall meet specifications without any degradation in appearance and performance	GB/T 2423.28
12	Washability	Solvent: deionized water, Solvent temp: 55±5℃ Soaking time: 5±0.5minutes		
13	Solderability	Pretreatment: 40℃, 90~95%RH*240hrs Soldering into solder bath: Solder Temp. 370±5℃ Soaking Time: 6±0.5sec	95% surface of lead pins must be covered with fresh solder and no soldering holes Should be found	GB/T 2423.28

Dimension (UNT: mm)

Tolerance: $\pm 0.5\text{mm}$ Except Specified



Frequency Curve



3Vo-p 50% duty Square wave, 10cm

Packing Method



QTY:100PCS



QTY:1000PCS



QTY:5000PCS