


Flat front panels for handles



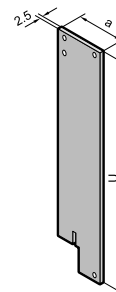
For type I, II extractor handle or type IV, IVs or VII injector/extractor handle

Material

2,5 mm Aluminium
Anodised

Detailed drawing front panel

see page 165




+ Also required

From front panel widths of 4 HP (at 3 U) and 8 HP (at 6 U):
Collar screws and plastic collars, packs of 100 sets,
order no. 3658.160, see page 202
For 3 U front panels:
PCB holder set, see page 177

HP	a mm	Order No.		
		3 U	6 U	9 U
4	20.0	3685.500	3685.508	3685.516
5	25.1	3685.501	3685.509	3685.517
6	30.2	3685.502	3685.510	3685.518
7	35.3	3685.503	3685.511	3685.519
8	40.3	3685.504	3685.512	3685.520
10	50.5	3685.505	3685.513	3685.521
12	60.7	3685.506	3685.514	3685.522

U-channel front panels for handles



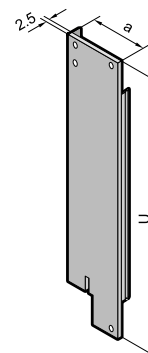
For type I, II extractor handle or type IV, IVs or VII injector/extractor handle

Material

2,5 mm extruded aluminium section
clear-chromated

Detailed drawing front panel

see page 166



+ Also required

From front panel width 4 HP (for 3 U) and 8 HP (for 6 U):
Slotted centering screws, packs of 100,
order no. 3687.050, see page 203
Posidrive centering screws, packs of 100,
order no. 3687.051, see page 203
EMC gaskets, see page 146
For 3 U front panels:
PCB holder set, see page 177

HP	a mm	Order No.		
		3 U	6 U	9 U
4	20.0	3685.524	3685.532	3685.540
5	25.1	3685.525	3685.533	3685.541
6	30.2	3685.526	3685.534	3685.542
7	35.3	3685.527	3685.535	3685.543
8	40.3	3685.528	3685.536	3685.544
10	50.5	3685.529	3685.537	3685.545
12	60.7	3685.530	3685.538	3685.546