

2477170-1 ✓ ACTIVE




SMC

TE Internal #: 2477170-1

SMC Connector, Jack, 50 ohm, Threaded, 10 GHz, Cable-to-Board,
1 Position, Printed Circuit Board, Panel Mount & Board Mount, SMC

[View on TE.com >](#)

Connectors > RF Connectors > Coax Connectors



RF Interface: **SMC**

RF Connector Style: **Jack**

RF Connector Mated Outer Diameter (Approximate): **7.06 mm [.275 in]**

Impedance: **50 Ω**

RF Connector Coupling Mechanism: **Threaded**

Features

Product Type Features

RF Interface	SMC
RF Connector Style	Jack
Connector System	Cable-to-Board
Sealable	No
Connector & Contact Terminates To	Printed Circuit Board

Configuration Features

PCB Mount Orientation	Right Angle
Number of Positions	1
Number of Coaxial Contacts	1

Electrical Characteristics

Impedance	50 Ω
-----------	-------------

Body Features

Body Underplating Material	Nickel
Body Material	Brass



Body Material Finish	Plated
----------------------	--------

Body Plating Material	Gold
-----------------------	------

Contact Features

Outer Contact Plating Material	Gold (Au)
--------------------------------	-----------

RF Connector Contact Configuration	Captivated
------------------------------------	------------

RF Connector Center Contact Underplating Material	Nickel
---	--------

RF Connector Center Contact Plating Thickness	.762 μm [30 μin]
---	---

RF Connector Center Contact Plating Material	Gold (Au)
--	-----------

RF Connector Center Contact Material	Brass
--------------------------------------	-------

Termination Features

Termination Method to PCB	Through Hole - Solder
---------------------------	-----------------------

Termination Post & Tail Length	3.94 mm[.155 in]
--------------------------------	------------------

Mechanical Attachment

Panel Attachment Style	Front Mount
------------------------	-------------

Panel Mount Feature Type	Lockwasher and Nut
--------------------------	--------------------

RF Connector Coupling Mechanism	Threaded
---------------------------------	----------

Connector Mounting Type	Panel Mount & Board Mount
-------------------------	---------------------------

RF Contact Captivation Method	Mechanical
-------------------------------	------------

Detent	Without
--------	---------

Dimensions

Panel Thickness (Recommended)	2.36 mm[.093 in]
-------------------------------	------------------

Product Length	20.16 mm[.794 in]
----------------	-------------------

Mounting Post Length	3.94 mm[.155 in]
----------------------	------------------

Profile Height from PCB	7.76 mm[.306 in]
-------------------------	------------------

RF Connector Mated Outer Diameter (Approximate)	7.06 mm[.275 in]
---	------------------

Usage Conditions

Operating Temperature Range	-65 – 165 $^{\circ}\text{C}$ [-85 – 329 $^{\circ}\text{F}$]
-----------------------------	--

Operation/Application

Operating Frequency Range	10 GHz
---------------------------	--------

Packaging Features

Packaging Quantity	1
--------------------	---

Packaging Method	Bag
------------------	-----



Other

Number of Panel Mounting Holes	1
Lockwasher Material	Brass
Dielectric Material	Polytetrafluoroethylene (PTFE)

Product Compliance

[For compliance documentation, visit the product page on TE.com>](#)

EU RoHS Directive 2011/65/EU	Compliant with Exemptions
EU ELV Directive 2000/53/EC	Not Yet Reviewed
China RoHS 2 Directive MIIT Order No 32, 2016	有害物质含量超出标准 Restricted Substance(s) Above Threshold
EU REACH Regulation (EC) No. 1907/2006	Current ECHA Candidate List: JUNE 2025 (250) Candidate List Declared Against: JUNE 2025 (250) SVHC > Threshold: Pb (3.42% in Component Part) Article Safe Usage Statements: Do not eat, drink or smoke when using this product. Wash thoroughly after handling. Recycle if possible and dispose of the article by following all applicable governmental regulations relevant to your geographic location.
Halogen Content	Low Bromine/Chlorine - Br and Cl < 900 ppm per homogenous material. Also BFR /CFR/PVC Free
Solder Process Capability	Not reviewed for solder process capability


Product Compliance Disclaimer

This information is provided based on reasonable inquiry of our suppliers and represents our current actual knowledge based on the information they provided. This information is subject to change. The part numbers that TE has identified as EU RoHS compliant have a maximum concentration of 0.1% by weight in homogenous materials for lead, hexavalent chromium, mercury, PBB, PBDE, DBP, BBP, DEHP, DIBP, and 0.01% for cadmium, or qualify for an exemption to these limits as defined in the Annexes of Directive 2011/65/EU (RoHS2). Finished electrical and electronic equipment products will be CE marked as required by Directive 2011/65/EU. Components may not be CE marked. Additionally, the part numbers that TE has identified as EU ELV compliant have a maximum concentration of 0.1% by weight in homogenous materials for lead, hexavalent chromium, and mercury, and 0.01% for cadmium, or qualify for an exemption to these limits as defined in the Annexes of Directive 2000/53/EC (ELV). Regarding the REACH Regulations, TE's information on SVHC in articles for this part number is still based on the European Chemical Agency (ECHA) 'Guidance on requirements for substances in articles' (Version: 2, April 2011), applying the 0.1% weight on weight concentration threshold at the finished product level. TE is aware of the European Court of Justice ruling of September 10th, 2015 also known as O5A (Once An Article Always An Article) stating that, in case of 'complex object', the threshold for a SVHC must be applied to both the product as a whole and simultaneously to each of the articles forming part of its composition. TE has evaluated this ruling based on the new ECHA "Guidance on requirements for substances in articles" (June 2017, version 4.0) and will be updating its statements accordingly.

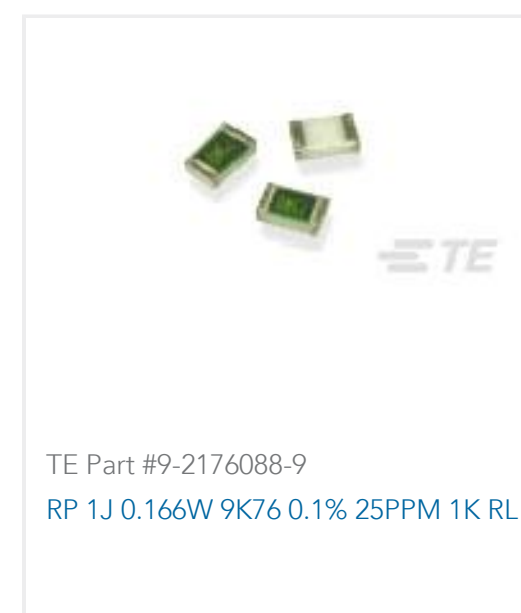
Compatible Parts



Also in the Series | SMC



Customers Also Bought





Documents

Product Drawings

[SMC Jack RA Panel Mnt Thru Hole 10 GHz](#)

English

CAD Files

Customer View Model

[ENG_CVM_CVM_2477170-1_1.2d_dxf.zip](#)

English

Customer View Model

[ENG_CVM_CVM_2477170-1_1.3d_igs.zip](#)

English

Customer View Model

[ENG_CVM_CVM_2477170-1_1.3d_stp.zip](#)

English

[3D PDF](#)

3D

By downloading the CAD file I accept and agree to the [Terms and Conditions](#) of use.

Datasheets & Catalog Pages

[SMC-Connectors-Product-Extension-en-flyer](#)

English

Product Specifications

[Product Specification](#)

English