2132415-4

Economy Power 2.5

TE Internal #: 2132415-4

TE Internal Description: EP2.5 Shrouded HDR ASSY 4P VERT w/o boss

View on TE.com >

Connectors > PCB Connectors > PCB Headers & Receptacles







PCB Connector Type: **PCB Mount Header**

PCB Mount Orientation: **Vertical**

Connector System: **Wire-to-Board**

Number of Positions: **4**

Centerline (Pitch): **2.5 mm [.098 in]**

Features

Product Type Features

PCB Connector Type	PCB Mount Header
Connector System	Wire-to-Board
Header Type	Fully Shrouded
Sealable	No
Connector & Contact Terminates To	Printed Circuit Board
Connector Product Type	Connector Assembly

Configuration Features

Connector Contact Load Condition	Fully Loaded
PCB Mount Orientation	Vertical
Number of Positions	4
Number of Rows	1

Electrical Characteristics

Operating Voltage	250 VAC

Body Features

Primary Product Color	Natural

Contact Features

Mating Pin Diameter	.6 mm[.024 in]
PCB Contact Termination Area Plating Material Thickness	2.032 µm[80 µin]
Contact Shape & Form	Round
Contact Layout	Inline
Contact Mating Area Length	3.6 mm[.142 in]
Contact Base Material	Brass
Contact Mating Area Plating Material	Tin (Sn)
Contact Mating Area Plating Material Finish	Bright
Contact Mating Area Plating Material Thickness	2 – 5 µm[80 – 200 µin]
Contact Type	Pin
Contact Current Rating (Max)	4.2 A
PCB Contact Termination Area Plating Material	Tin

Termination Features

Termination Post & Tail Diameter	.6 mm[.024 in]
Termination Post & Tail Length	3.4 mm[.134 in]
Termination Method to PCB	Through Hole - Solder

Mechanical Attachment

Mating Retention Type	Latch
Mating Alignment Type	Polarization
PCB Mount Retention Type	Kinked Legs
PCB Mount Alignment	Without
Mating Retention	With
PCB Mount Retention	With
Connector Mounting Type	Board Mount
Mating Alignment	With

Housing Features

Centerline (Pitch)	2.5 mm[.098 in]
Housing Material	PBT GF

Dimensions

Connector Width	6.4 mm[.252 in]

PCB Thickness (Recommended)	1.6 mm[.063 in]
Connector Height	8.8 mm[.346 in]
Connector Length	15 mm[.59 in]

Usage Conditions

Operating Temperature Range	-55 – 105 °C[-67 – 221 °F]

Operation/Application

Circuit Application	Power & Signal

Industry Standards

Glow Wire Rating	Standard Part - Not Glow Wire
UL Flammability Rating	UL 94V-0

Packaging Features

Packaging Quantity	600
Packaging Method	Bag

Product Compliance

For compliance documentation, visit the product page on TE.com>

EU RoHS Directive 2011/65/EU	Compliant
EU ELV Directive 2000/53/EC	Out of Scope
China RoHS 2 Directive MIIT Order No 32, 2016	有害物质含量符合标准要求 No Restricted Substance(s) Above Threshold
EU REACH Regulation (EC) No. 1907/2006	Current ECHA Candidate List: JUNE 2025 (250) Candidate List Declared Against: JUNE 2025 (250) Does not contain REACH SVHC
Halogen Content	Not Low Halogen - contains Br or Cl > 900 ppm.
Solder Process Capability	Wave solder capable to 265°C

Product Compliance Disclaimer

This information is provided based on reasonable inquiry of our suppliers and represents our current actual knowledge based on the information they provided. This information is subject to change. The part numbers that TE has identified as EU RoHS compliant have a maximum concentration of 0.1% by weight in homogenous materials for lead, hexavalent chromium, mercury, PBB, PBDE, DBP, BBP, DEHP, DIBP, and 0.01% for cadmium, or qualify for an exemption to these limits as defined in the Annexes of Directive 2011/65/EU (RoHS2). Finished electrical and electronic equipment products will be CE marked as required by Directive 2011/65/EU. Components may not be CE marked. Additionally, the part numbers that TE has identified as EU ELV compliant have a maximum concentration of 0.1% by weight in homogenous materials for lead, hexavalent chromium, and mercury, and 0.01% for cadmium, or qualify for an exemption to these limits as defined in the Annexes of Directive 2000/53/EC (ELV). Regarding the REACH Regulation, the information TE provides on SVHC in articles for this part number is based on the latest European Chemicals Agency (ECHA) 'Guidance on

requirements for substances in articles' posted at this URL: https://echa.europa.eu/guidance-documents/guidance-on-reach

Compatible Parts

TE Part # 1969442-4
EP 2.5 TPA Housing, 4 Pos

TE Part # 1744417-4
4 POS EP 2.5 HSG, GLOW WIRE

TE Part # 2336075-2
HTSM WITH EP CONNECTOR

TE Part # 1969729-4
EP2.5 Shrouded HDR ASSY 4P VERT w/o boss

Also in the Series | Economy Power 2.5

Connector Contacts(6)



Connector Hardware(42)



PCB Headers & Receptacles(412)

Rectangular Connector Housings(264)

Rectangular Power Connectors(673)



Standard Rectangular Connectors(264)

Wire-to-Board Connector Assemblies & Housings(93)



Wire-to-Board Headers & Receptacles (412)

Customers Also Bought



TE Part #816489-SF
RN112-0.5-02-27M

TE Part #ANT-GNCP-TH258L15
Antenna GNSS L1L5 25x25 1.13 UFL

TE Part #1744426-8
Header Housing Assy, EP 2.5 RA, 8 Pos.

TE Part #1969688-3
PTL 1X3 PCB HEADER VERT STDTMP KEY A NAT



TE Part #6-2176397-6
3502 510R 1%

TE Part #4-2176412-9
5W XSM M/OX 5% 510R

TE Part #1969442-4
EP 2.5 TPA Housing, 4 Pos



TE Part #2132415-7
EP2.5 Shrouded HDR ASSY 7P VERT w/o boss



TE Part #2132415-8
EP2.5 Shrouded HDR ASSY 8P VERT w/o boss

TE Part #2-1969582-0
ASSY, HDR, VERT, NO-BOSS, DUAL ROW,EP2.5

Documents

Product Drawings

EP2.5 Shrouded HDR ASSY 4P VERT w/o boss

English

CAD Files

3D PDF

3D

Customer View Model

ENG_CVM_CVM_2132415-4_G.2d_dxf.zip

English

Customer View Model

ENG_CVM_CVM_2132415-4_G.3d_igs.zip

English

Customer View Model

ENG_CVM_CVM_2132415-4_G.3d_stp.zip

English

By downloading the CAD file I accept and agree to the Terms and Conditions of use.

Datasheets & Catalog Pages

7-1773461-6_EP2.5_Connector_Series

English

Product Specifications

Application Specification

English

Agency Approvals

VDE Certificate

English