

175034-1 ✓ ACTIVE

[Positive Lock](#) | [Positive Lock 187](#)

TE Internal #: 175034-1

Quick Disconnect Receptacle, Uninsulated, 20 – 14 AWG, .51 – 2.08 mm² Wire, 4.75 mm [.187 in] Tab Width, F-Crimp, Straight, Positive Lock 187

[View on TE.com >](#)



Terminals & Splices > Quick Disconnects



Quick Disconnect Terminal Type: **Receptacle**

Wire Size: **.51 – 2.08 mm²**

Mating Tab Width: **4.75 mm [.187 in]**

Mating Tab Thickness: **.51 mm [.02 in]**

Features

Product Type Features

Insertion Force	Low
-----------------	-----

Configuration Features

Compatible With Wire & Cable Type	Discrete Wire
-----------------------------------	---------------

Contact Features

Quick Disconnect Terminal Type	Receptacle
Mating Tab Width	4.75 mm [.187 in]
Mating Tab Thickness	.51 mm [.02 in]
Terminal Orientation	Straight
Contact Base Material	Stainless Steel
Terminal Plating Material	Unplated
Crimp Type	F-Crimp
Barrel Type	Open

Termination Features

Product Terminates To	Wire & Cable
-----------------------	--------------



Mechanical Attachment

Wire Insulation Support	With
Mating Retention Type	Dimple
Extraction Force	.7 – 10.2 kgf

Dimensions

Product Length	17.2 mm [.68 in]
Compatible Insulation Diameter Range	1.9 – 4.45 mm [.075 – .173 in]
Terminal Material Thickness	.3 mm [.012 in]
Wire Size	.51 – 2.08 mm ²

Usage Conditions

Insulation Option	Uninsulated
Operating Temperature Range	-40 – 250 °C [-40 – 482 °F]

Industry Standards

Compatible With Agency/Standards Products	UL
---	----

Packaging Features

Packaging Quantity	6000
Packaging Method	Strip/Reel

Product Compliance

[For compliance documentation, visit the product page on TE.com>](#)

EU RoHS Directive 2011/65/EU	Compliant
EU ELV Directive 2000/53/EC	Compliant
China RoHS 2 Directive MIIT Order No 32, 2016	有害物质含量符合标准要求 No Restricted Substance(s) Above Threshold
EU REACH Regulation (EC) No. 1907/2006	Current ECHA Candidate List: JUNE 2025 (250) Candidate List Declared Against: JUNE 2025 (250) Does not contain REACH SVHC
Halogen Content	Low Halogen - Br, Cl, F < 900 ppm per homogenous material. Also BFR/CFR/PVC Free
Solder Process Capability	Not applicable for solder process capability

Product Compliance Disclaimer

This information is provided based on reasonable inquiry of our suppliers and represents our current actual knowledge based on the information they provided. This information is subject to change. The part numbers that TE has identified as EU RoHS compliant have a maximum concentration of 0.1% by weight in homogenous materials for lead, hexavalent chromium, mercury, PBB, PBDE, DBP, BBP, DEHP, DIBP, and 0.01% for cadmium, or qualify for an exemption to these limits as defined in the Annexes of Directive 2011/65/EU (RoHS2). Finished electrical and electronic equipment products will be CE marked as required by Directive 2011/65/EU. Components may not be CE marked. Additionally, the part numbers that TE has identified as EU ELV compliant have a maximum concentration of 0.1% by weight in homogenous materials for lead, hexavalent chromium, and mercury, and 0.01% for cadmium, or qualify for an exemption to these limits as defined in the Annexes of Directive 2000/53/EC (ELV). Regarding the REACH Regulation, the information TE provides on SVHC in articles for this part number is based on the latest European Chemicals Agency (ECHA) 'Guidance on requirements for substances in articles' posted at this URL: <https://echa.europa.eu/guidance-documents/guidance-on-reach>

Compatible Parts



TE Part # 2150058-1
OCEAN_2.0_Applicator-E-110F200F-REM



KIT
REPRESENTATION ONLY
TE Part # 7-2150058-7
OCEAN_2.0_SPARE_PART_KIT-110F200F

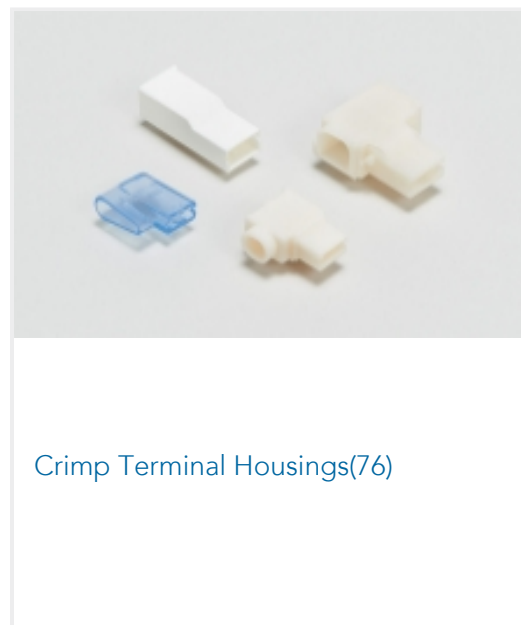


TE Part # 1743058-1
PL 187 REC 22-16 AWG 0.3 X 22.8 PTBR

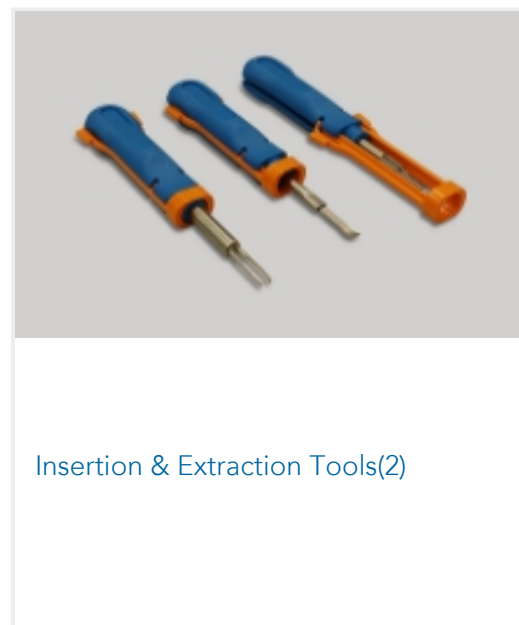


TE Part # 2150058-2
OCEAN_2.0_Applicator-E-110F200F-REA

Also in the Series | Positive Lock 187




Crimp Terminal Housings(76)



Insertion & Extraction Tools(2)



Insulation Boots & Sleeves(7)



Quick Disconnects(52)

Customers Also Bought



TE Part #170324-1
187 PL MKII REC. 24-20AWG PTBR



TE Part #175065-1
CONTACT 22-18 AWG 0.30 X 17.0 SS



TE Part #8-338069-6
MICRO-MATCH SMD FTE



TE Part #3-520340-2
ULTRA-FAST 187 ASY REC 16-14 AWG TPBR



Documents

Product Drawings

[PL 187 REC 20-14 AWG 0.30 X 14.0 SS](#)

Japanese

CAD Files

[3D PDF](#)

3D

Customer View Model

[ENG_CVM_CVM_175034-1_B.2d_dxf.zip](#)

English

Customer View Model

[ENG_CVM_CVM_175034-1_B.3d_igs.zip](#)

English

Customer View Model

[ENG_CVM_CVM_175034-1_B.3d_stp.zip](#)

English

By downloading the CAD file I accept and agree to the [Terms and Conditions](#) of use.

Datasheets & Catalog Pages

[Positive Lock Receptacles](#)

English

[110_Positive_Lock_Housings](#)

English

[POS_LOCK_MII_QRG](#)

English

[2P_Positive_Lock_HSGS](#)

English



Product Specifications

Application Specification

English

Instruction Sheets

Instruction Sheet (non U.S.)

English

POSITIVE LOCK EX CONTACT

English

Agency Approvals

CSA Certificate

English