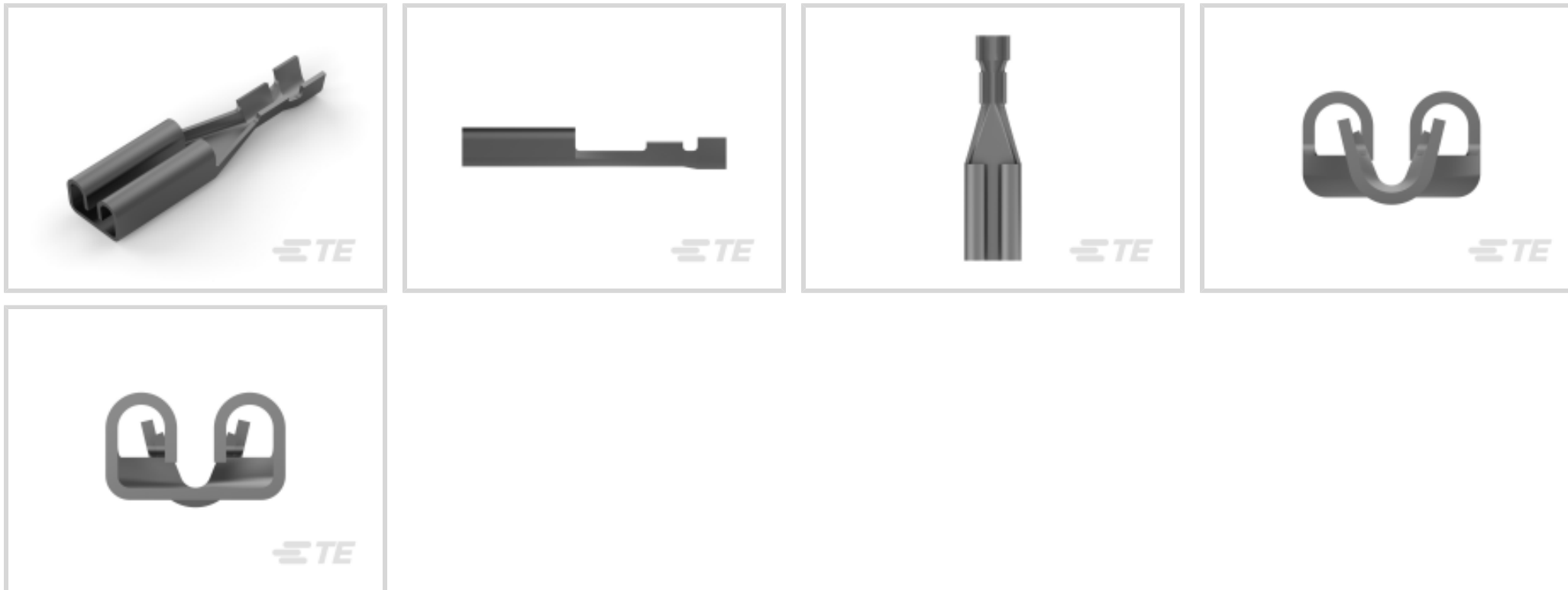




Terminals & Splices > Quick Disconnects



Quick Disconnect Terminal Type: **Receptacle**

Wire Size: .05 – .15 mm²

Mating Tab Width: 2.8 mm [.11 in]

Mating Tab Thickness: .51 mm [.02 in]

Features

Configuration Features

Compatible With Wire & Cable Type	Discrete Wire
Connection Capacity	Single

Contact Features

Quick Disconnect Terminal Type	Receptacle
Mating Tab Width	2.8 mm [.11 in]
Mating Tab Thickness	.51 mm [.02 in]
Terminal Orientation	Straight
Contact Base Material	Brass
Terminal Plating Material	Tin
Crimp Type	F-Crimp
Barrel Type	Open

Termination Features

Product Terminates To	Wire & Cable
-----------------------	--------------

Mechanical Attachment

--	--



Wire Insulation Support	With
-------------------------	------

Dimensions

Product Length	14.7 mm[.578 in]
Compatible Insulation Diameter Range	.8 – 1.3 mm[.03 – .051 in]
Terminal Material Thickness	.25 mm[.01 in]
Wire Size	.05 – .15 mm ²

Usage Conditions

Insulation Option	Uninsulated
Operating Temperature Range	-40 – 110 °C[-40 – 230 °F]

Industry Standards

Compatible With Agency/Standards Products	CSA, UL
---	---------

Packaging Features

Packaging Quantity	10000
Packaging Method	Strip/Reel

Product Compliance

[For compliance documentation, visit the product page on TE.com>](#)













EU RoHS Directive 2011/65/EU	Compliant
EU ELV Directive 2000/53/EC	Compliant
China RoHS 2 Directive MIIT Order No 32, 2016	有害物质含量符合标准要求 No Restricted Substance(s) Above Threshold
EU REACH Regulation (EC) No. 1907/2006	Current ECHA Candidate List: JUNE 2025 (250) Candidate List Declared Against: JUNE 2025 (250) Does not contain REACH SVHC
Halogen Content	Low Halogen - Br, Cl, F < 900 ppm per homogenous material. Also BFR/CFR/PVC Free
Solder Process Capability	Not applicable for solder process capability

Product Compliance Disclaimer

This information is provided based on reasonable inquiry of our suppliers and represents our current actual knowledge based on the information they provided. This information is subject to change. The part numbers that TE has identified as EU RoHS compliant have a maximum concentration of 0.1% by weight in homogenous materials for lead, hexavalent chromium, mercury, PBB, PBDE, DBP, BBP, DEHP, DIBP, and 0.01% for cadmium, or qualify for an exemption to these limits as defined in the Annexes of Directive 2011/65/EU (RoHS2). Finished electrical and electronic equipment products will be CE marked as required by Directive 2011/65/EU. Components may not be CE marked. Additionally, the part numbers that TE has identified as EU ELV compliant have a maximum concentration of 0.1% by weight in homogenous

materials for lead, hexavalent chromium, and mercury, and 0.01% for cadmium, or qualify for an exemption to these limits as defined in the Annexes of Directive 2000/53/EC (ELV). Regarding the REACH Regulation, the information TE provides on SVHC in articles for this part number is based on the latest European Chemicals Agency (ECHA) 'Guidance on requirements for substances in articles' posted at this URL: <https://echa.europa.eu/guidance-documents/guidance-on-reach>

Compatible Parts

 <p>TE Part # 63202-2 110 FASTON REC 18-14 AWG TPBR</p>	 <p>TE Part # 151614-1 110 MINI FASTON,REC.,24-20 AWG, PTBR</p>	 <p>TE Part # 5-160316-1 110 FASTON REC 22-20 AWG BR</p>	 <p>TE Part # 160484-4 110 FASTON,REC.,20-17 AWG,BR</p>
 <p>TE Part # 160534-2 110 FASTON,REC.,17-20 AWG,TPBR</p>	 <p>TE Part # 150500-2 110 MINI FASTON,REC.,24-20 AWG, TPBR</p>	 <p>TE Part # 140717-2 110 FASTON,REC.,22-18 AWG,PTBR</p>	 <p>TE Part # 160533-2 110 FASTON,REC.,20-17 AWG,TPBR</p>
 <p>TE Part # 5-160316-2 110 FASTON REC 22-20 AWG TPBR</p>	 <p>TE Part # 5-160303-2 110 FASTON REC 22-20 AWG TPBR</p>	 <p>TE Part # 160533-1 110 FASTON,REC.,20-17 AWG,BR</p>	 <p>TE Part # 140717-1 110 FASTON,REC.,22-18 AWG,BR</p>

Also in the Series | FASTON 110

 <p>Crimp Terminal Housings(13)</p>	 <p>Insertion & Extraction Tools(1)</p>	 <p>PCB Terminals(22)</p>	 <p>Quick Disconnects(162)</p>
--	--	--	---

Customers Also Bought



Documents

Product Drawings

110 FASTON,REC.,30-26 AWG,TPBR

English

CAD Files

3D PDF

3D

Customer View Model

[ENG_CVM_CVM_160597-4_U_c-160597-4-u.2d_dxf.zip](#)

English

Customer View Model

[ENG_CVM_CVM_160597-4_U_c-160597-4-u.3d_igs.zip](#)

English

Customer View Model

[ENG_CVM_CVM_160597-4_U_c-160597-4-u.3d_stp.zip](#)

English

By downloading the CAD file I accept and agree to the [Terms and Conditions](#) of use.

Product Specifications



[.110,.187 & 250 Series FASTON Terminals](#)

English

[Product Specification](#)

English

[Agency Approvals](#)

[UL Report](#)

English