

7-5179180-3 ✓ ACTIVE




Free Height

TE Internal #: 7-5179180-3

PCB Mount Receptacle, Vertical, Board-to-Board, 80 Position, .8 mm [.031 in] Centerline, Gold (Au), Surface Mount, Signal, Natural, Free Height

[View on TE.com >](#)

Connectors > PCB Connectors > PCB Headers & Receptacles



PCB Connector Type: **PCB Mount Receptacle**

Connector System: **Board-to-Board**

Number of Positions: **80**

Centerline (Pitch): **.8 mm [.031 in]**

PCB Mount Orientation: **Vertical**

Features

Product Type Features

PCB Connector Type	PCB Mount Receptacle
Connector System	Board-to-Board
Sealable	No
Connector & Contact Terminates To	Printed Circuit Board
Connector Product Type	Connector Assembly

Configuration Features

Stackable	Yes
Number of Positions	80
PCB Mount Orientation	Vertical
Board-to-Board Configuration	Parallel

Electrical Characteristics

Operating Voltage	100 VAC
Insulation Resistance	2 MΩ
Dielectric Withstanding Voltage (Max)	500 VAC



Body Features

Assembly Process Feature Material	Steel
Primary Product Color	Natural

Contact Features

PCB Contact Termination Area Plating Material Finish	Matte
Mating Tab Width	.4 mm[.016 in]
PCB Contact Termination Area Plating Material Thickness	2 μ m[78.74 μ in]
Contact Layout	Inline
Contact Base Material	Copper Alloy
Mating Tab Thickness	.2 mm[.008 in]
PCB Contact Termination Area Plating Material	Tin
Contact Mating Area Plating Material Thickness	.76 μ m[30 μ in]
Contact Mating Area Plating Material	Gold (Au)
Contact Type	Socket
Contact Current Rating (Max)	.5 A

Termination Features

Rectangular Termination Post & Tail Width	.3 mm[.012 in]
Rectangular Termination Post & Tail Thickness	.2 mm[.008 in]
Termination Method to PCB	Surface Mount

Mechanical Attachment

Mounting Alignment Feature Length	.5 mm[.02 in]
PCB Mount Alignment Type	Positioning Bosses
Mating Alignment Type	Polarization
Connector Mounting Type	Board Mount
Mating Alignment	With
PCB Mount Alignment	With
PCB Mount Retention	Without

Housing Features

Mating Entry Location	Top
Centerline (Pitch)	.8 mm[.031 in]
Housing Material	Matte

Dimensions



Connector Height	9 mm [.354 in]
Stack Height	9 mm, 10 mm, 11 mm, 12 mm [.354 in][.394 in][.433 in][.472 in]

Usage Conditions

Housing Temperature Rating	High
Operating Temperature Range	-40 – 125 °C [-40 – 257 °F]

Operation/Application

Assembly Process Feature	Pick and Place Cover
Circuit Application	Signal

Industry Standards

UL Flammability Rating	UL 94V-0
------------------------	----------

Packaging Features

	.5 in
Packaging Quantity	500
Packaging Method	Tape & Reel

Product Compliance

[For compliance documentation, visit the product page on TE.com>](#)

EU RoHS Directive 2011/65/EU	Compliant
EU ELV Directive 2000/53/EC	Compliant
China RoHS 2 Directive MIIT Order No 32, 2016	有害物质含量符合标准要求 No Restricted Substance(s) Above Threshold
EU REACH Regulation (EC) No. 1907/2006	Current ECHA Candidate List: JUNE 2025 (250) Candidate List Declared Against: JUNE 2025 (250) Does not contain REACH SVHC
Halogen Content	Low Halogen - Br, Cl, F < 900 ppm per homogenous material. Also BFR/CFR/PVC Free
Solder Process Capability	Reflow solder capable to 260°C

Product Compliance Disclaimer

This information is provided based on reasonable inquiry of our suppliers and represents our current actual knowledge based on the information they provided. This information is subject to change. The part numbers that TE has identified as EU RoHS compliant have a maximum concentration of 0.1% by weight in homogenous materials for lead, hexavalent chromium, mercury, PBB, PBDE, DBP, BBP, DEHP, DIBP, and 0.01% for cadmium, or qualify for an exemption to these limits as defined in the Annexes of Directive 2011/65/EU (RoHS2). Finished electrical and electronic equipment products

will be CE marked as required by Directive 2011/65/EU. Components may not be CE marked. Additionally, the part numbers that TE has identified as EU ELV compliant have a maximum concentration of 0.1% by weight in homogenous materials for lead, hexavalent chromium, and mercury, and 0.01% for cadmium, or qualify for an exemption to these limits as defined in the Annexes of Directive 2000/53/EC (ELV). Regarding the REACH Regulation, the information TE provides on SVHC in articles for this part number is based on the latest European Chemicals Agency (ECHA) 'Guidance on requirements for substances in articles' posted at this URL: <https://echa.europa.eu/guidance-documents/guidance-on-reach>

Compatible Parts




TE Part # 6123002-3
0.8FH,P08H.5,080,30/Sn,TU



TE Part # 5-5177986-3
0.8FH,P05H.5,080,30/Sn,TR,SC




TE Part # 2-5177986-3
0.8FH,P07H.5,080,08/Sn,TR,SC



TE Part # 5177986-3
0.8FH,P05H.5,080,08/Sn,TR,SC




TE Part # 7-5177986-3
0.8FH,P07H.5,080,30/Sn,TR,SC



TE Part # 3-5177986-3
0.8FH,P08H.5,080,08/Sn,TR,SC




TE Part # 1-5179030-3
0.8FH,P07H.5,080,30/Sn,TU



TE Part # 2-5179230-3
0.8FH,P06H.5,080,08/Sn,TU,SC



TE Part # 5179031-3
0.8FH,P08H.5,080,08/Sn,TU



TE Part # 5177984-3
0.8FH,P05H.5,080,08/Sn,TU



TE Part # 6123001-3
0.8FH,P08H.5,080,30/Sn,TR,SC



TE Part # 5084615-3
0.8FH,P06H.5,080,30/Sn,TU



TE Part # 5179230-3
0.8FH,P05H.5,080,08/Sn,TU,SC




TE Part # 6-5177986-3
0.8FH,P06H.5,080,30/Sn,TR,SC



TE Part # 5179029-3
0.8FH,P06H.5,080,08/Sn,TU



TE Part # 84614-3
0.8FH,P05H.5,080,30/SP,TU



TE Part # 2-5179030-3
0.8FH,P07H.5,080,30/Sn,TU,SC



TE Part # 5084614-3
0.8FH,P05H.5,080,30/Sn,TU




TE Part # 1-5177986-3
0.8FH,P06H.5,080,08/Sn,TR,SC




TE Part # 5179030-3
0.8FH,P07H.5,080,08/Sn,TU

Also in the Series | Free Height



Board-to-Board Headers & Receptacles(736)



PCB Headers & Receptacles(736)

Customers Also Bought



TE Part #T4183000805-100
PN-507933_M12 SOCKET, 5PIN



TE Part #CAT-SF59-C76264
SFP Connectors



TE Part #6-5177986-3
0.8FH,P06H.5,080,30/Sn,TR,SC



TE Part #6-5177986-5
0.8FH,P06H.5,120,30/Sn,TR,SC




TE Part #1-5406299-1
MJ ASSY,S/P,8POS,SH,RVPGT,CAT5



TE Part #6123001-1
0.8FH,P08H.5,040,30/Sn,TR,SC



TE Part #T4183000805-101
M12 SOCKET, LCP TYPE, 5PIN



TE Part #148510-1
2MMRS,ASY,072,R/A,HDR,PKG



TE Part #2169802-4
IMP,Power,4PR,R/A,Hdr,5,7,6,9Tin



Documents

Product Drawings

[0.8FH,R09H.5,080,30/Sn,TR,SC](#)

English

CAD Files

[3D PDF](#)

3D

Customer View Model

[ENG_CVM_CVM_7-5179180-3_A.2d_dxf.zip](#)

English

Customer View Model

[ENG_CVM_CVM_7-5179180-3_A.3d_igs.zip](#)

English

Customer View Model

[ENG_CVM_CVM_7-5179180-3_A.3d_stp.zip](#)

English

By downloading the CAD file I accept and agree to the [Terms and Conditions](#) of use.

Datasheets & Catalog Pages

[Fine Pitch Stacking Connectors - 0.8mm Free Height \(FH\) Connectors](#)

English

Product Specifications

[Product Specification](#)

English

AMP COMMON TERMINATION (CT), CONNECTOR, 2mm PITCH, M/T TYPE, LEAD FREE VERSION

Japanese

[Product Specification](#)

Japanese