

6-104074-1 ✓ ACTIVE

AMPMODU | AMPMODU System 50

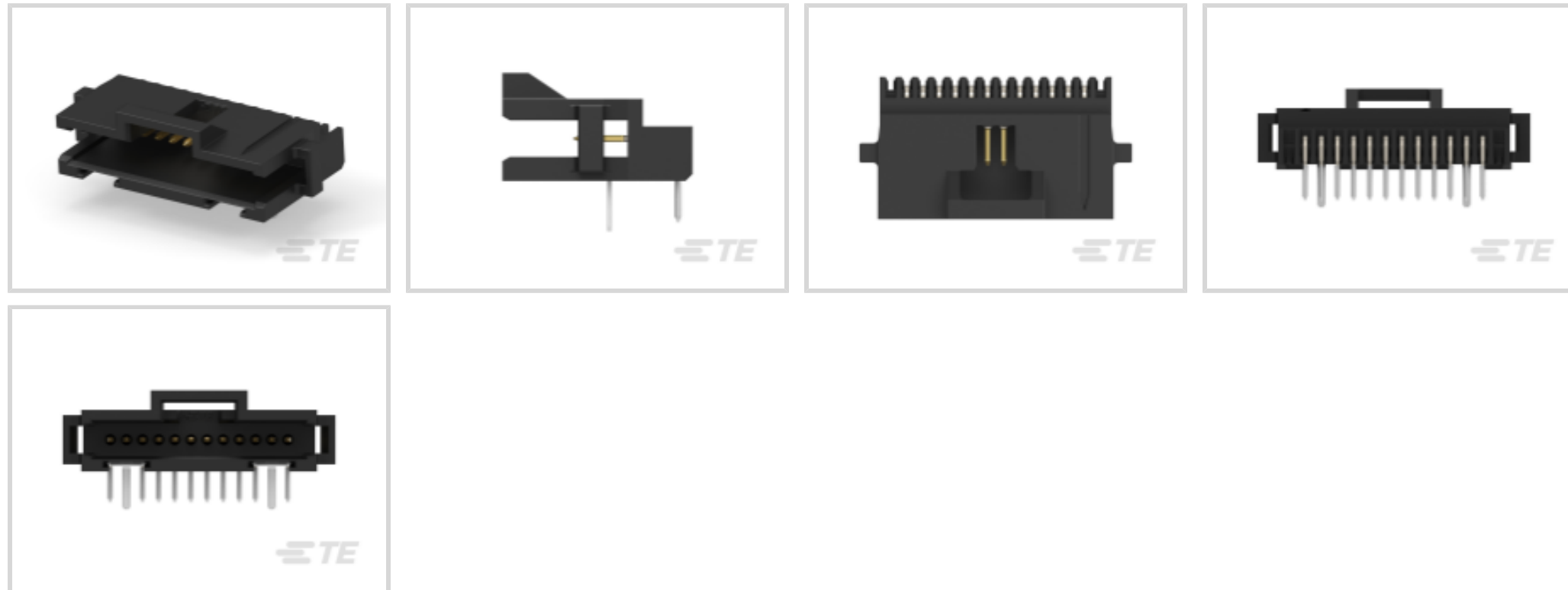
TE Internal #: 6-104074-1

PCB Mount Header, Right Angle, Board-to-Board, 12 Position, 1.27 mm [.05 in] Centerline, Fully Shrouded, Gold (Au), AMPMODU System 50

[View on TE.com >](#)



Connectors > PCB Connectors > PCB Headers & Receptacles



PCB Connector Type: PCB Mount Header

Connector System: Board-to-Board

Number of Positions: 12

Number of Rows: 1

Centerline (Pitch): 1.27 mm [.05 in]

Features

Product Type Features

PCB Connector Type	PCB Mount Header
Connector System	Board-to-Board
Header Type	Fully Shrouded
Sealable	No
Connector & Contact Terminates To	Printed Circuit Board
Connector Product Type	Connector Assembly

Configuration Features

Connector Contact Load Condition	Fully Loaded
Number of Positions	12
Number of Rows	1
PCB Mount Orientation	Right Angle
Board-to-Board Configuration	Perpendicular

Electrical Characteristics

Operating Voltage	30 VAC
-------------------	--------



Insulation Resistance	5000 MΩ
-----------------------	---------

Dielectric Withstanding Voltage (Max)	500 VAC
---------------------------------------	---------

Body Features

PCB Retention Feature Plating Material	Tin over Nickel
--	-----------------

Connector Profile	Standard
-------------------	----------

Primary Product Color	Black
-----------------------	-------

Contact Features

Contact Underplating Material	Nickel
-------------------------------	--------

PCB Contact Termination Area Plating Material Finish	Matte
--	-------

Mating Square Post Dimension	.38 mm[.015 in]
------------------------------	-----------------

PCB Contact Termination Area Plating Material Thickness	3.81 – 6.35 μm[150 – 250 μin]
---	-------------------------------

Contact Shape & Form	Rectangular
----------------------	-------------

Contact Base Material	Copper Alloy
-----------------------	--------------

PCB Contact Termination Area Plating Material	Tin
---	-----

Contact Mating Area Plating Material Thickness	.76 μm[30 μin]
--	----------------

Contact Mating Area Plating Material	Gold (Au)
--------------------------------------	-----------

Contact Type	Pin
--------------	-----

Contact Current Rating (Max)	3.6 A
------------------------------	-------

Termination Features

Termination Post & Tail Diameter	.38 mm[.015 in]
----------------------------------	-----------------

Termination Post & Tail Length	2.54 mm[.1 in]
--------------------------------	----------------

Termination Method to PCB	Through Hole - Solder
---------------------------	-----------------------

Mechanical Attachment

Mating Retention Type	Latch
-----------------------	-------

Mating Retention	With
------------------	------

PCB Mount Retention Type	Hold-Down Post
--------------------------	----------------

Mating Alignment Type	Polarization
-----------------------	--------------

Connector Mounting Type	Board Mount
-------------------------	-------------

Mating Alignment	With
------------------	------

PCB Mount Alignment	Without
---------------------	---------

PCB Mount Retention	With
---------------------	------

Housing Features



Centerline (Pitch)	1.27 mm[.05 in]
Housing Material	Thermoplastic

Dimensions

PCB Thickness (Recommended)	1.57 mm[.062 in]
-----------------------------	------------------

Usage Conditions

Housing Temperature Rating	High
Operating Temperature (Max)	105 °C[221 °F]
Operating Temperature Range	-65 – 105 °C[-85 – 221 °F]

Operation/Application

Solder Process Feature	Board Standoff
Circuit Application	Signal

Industry Standards

Compatible With Agency/Standards Products	CSA, UL
UL Rating	Recognized
Compatible With Approved Standards Products	CSA LR7189, UL E28476
UL Flammability Rating	UL 94V-0

Packaging Features

Packaging Quantity	23
Packaging Method	Box, Tube

Other

Position Locations Omitted	0
----------------------------	---

Product Compliance

For compliance documentation, visit the product page on [TE.com](https://www.te.com)>

EU RoHS Directive 2011/65/EU	Compliant
EU ELV Directive 2000/53/EC	Compliant
China RoHS 2 Directive MIIT Order No 32, 2016	有害物质含量符合标准要求 No Restricted Substance(s) Above Threshold
EU REACH Regulation (EC) No. 1907/2006	Current ECHA Candidate List: JUNE 2025 (250) Candidate List Declared Against: JUNE 2025 (250) Does not contain REACH SVHC
Halogen Content	Low Halogen - Br, Cl, F < 900 ppm per



homogenous material. Also BFR/CFR/PVC Free

Solder Process Capability

Wave solder capable to 260°C

Product Compliance Disclaimer

This information is provided based on reasonable inquiry of our suppliers and represents our current actual knowledge based on the information they provided. This information is subject to change. The part numbers that TE has identified as EU RoHS compliant have a maximum concentration of 0.1% by weight in homogenous materials for lead, hexavalent chromium, mercury, PBB, PBDE, DBP, BBP, DEHP, DIBP, and 0.01% for cadmium, or qualify for an exemption to these limits as defined in the Annexes of Directive 2011/65/EU (RoHS2). Finished electrical and electronic equipment products will be CE marked as required by Directive 2011/65/EU. Components may not be CE marked. Additionally, the part numbers that TE has identified as EU ELV compliant have a maximum concentration of 0.1% by weight in homogenous materials for lead, hexavalent chromium, and mercury, and 0.01% for cadmium, or qualify for an exemption to these limits as defined in the Annexes of Directive 2000/53/EC (ELV). Regarding the REACH Regulation, the information TE provides on SVHC in articles for this part number is based on the latest European Chemicals Agency (ECHA) 'Guidance on requirements for substances in articles' posted at this URL: <https://echa.europa.eu/guidance-documents/guidance-on-reach>

Compatible Parts



TE Part # 487545-9
012 HOUSING FFC RCPT 050CL SR




TE Part # 5-104192-3
12 SYSTEM 50 RCPT ASSY SRST SN



TE Part # 487544-9
012 HOUSING FFC RCPT 050CL SR


Also in the Series | AMPMODU System 50



Board-to-Board Headers & Receptacles(218)



PCB Headers & Receptacles(218)



Rectangular Power Connectors(31)



Wire-to-Board Headers & Receptacles (31)

Customers Also Bought



TE Part #T4113501051-000
M12, MALE, RA, D CODE, 5P, PG7, GOLD



TE Part #5-87589-2
12 MODII HDR DRST SHRD .100CL



TE Part #5-103765-3
03 MODII HD SRRA B/A .100CL, LF



TE Part #6-104068-2
26 SYSTEM 50 HDR DRST SHRD




TE Part #5-104069-1
20 sys 50 hdr drra shrd sn



TE Part #6-104069-1
16 sys 50 hdr drra shrd sn



TE Part #6-104074-0
08 SYSTEM 50 HDR SRRA SHRD SN



TE Part #5-104550-3
24 SYS50 SURFMNT DRST RCPT SN



TE Part #2-487937-4
024 HOUSING FFC 50CL DR LATCH



TE Part #5-535542-7
14 MODIV VRT DR CE 100/130

Documents

Product Drawings

[12 SYSTEM 50 HDR SRRA SHRD SN](#)

English

CAD Files

[3D PDF](#)

3D

Customer View Model

[ENG_CVM_CVM_6-104074-1_W.2d_dxf.zip](#)

English

Customer View Model

[ENG_CVM_CVM_6-104074-1_W.3d_igs.zip](#)

English

Customer View Model

[ENG_CVM_CVM_6-104074-1_W.3d_stp.zip](#)

English

By downloading the CAD file I accept and agree to the [Terms and Conditions](#) of use.

Datasheets & Catalog Pages



AMPMODU_INTERCONNECTION_SYSTEM_SECTION3AND4

English

Product Specifications

Application Specification

English