6-103635-7 ✔ ACTIVE

AMPMODU | AMPMODU MTE

TE Internal #: 6-103635-7

PCB Mount Header, Right Angle, Wire-to-Board, 18 Position, 2.54 mm [.1 in] Centerline, Fully Shrouded, Gold (Au), Through Hole - Solder, AMPMODU MTE

View on TE.com >

Connectors > PCB Connectors > PCB Headers & Receptacles

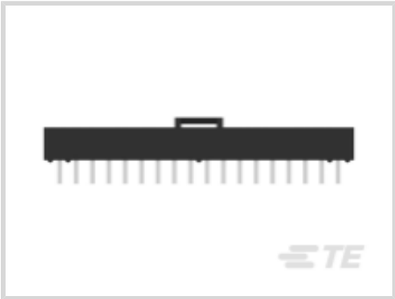
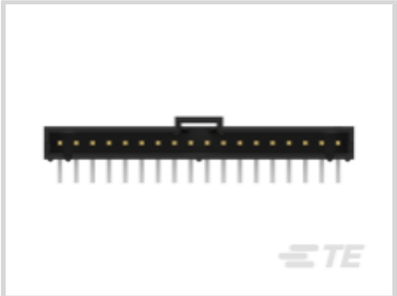

PCB Connector Type: **PCB Mount Header**

PCB Mount Orientation: **Right Angle**

Connector System: **Wire-to-Board**

Number of Positions: **18**

Centerline (Pitch): **2.54 mm [.1 in]**

Features

Product Type Features

PCB Connector Type	PCB Mount Header
Connector System	Wire-to-Board
Header Type	Fully Shrouded
Sealable	No
Connector & Contact Terminates To	Printed Circuit Board
Connector Product Type	Connector Assembly

Configuration Features

PCB Mount Orientation	Right Angle
Number of Positions	18
Number of Rows	1

Electrical Characteristics

Termination Resistance	15 mΩ
Insulation Resistance	5000 MΩ
Dielectric Withstanding Voltage (Max)	600 V

Body Features

Primary Product Color	Black

Contact Features

PCB Contact Termination Area Plating Material Finish	Matte
Mating Square Post Dimension	.64 mm[.025 in]
PCB Contact Termination Area Plating Material Thickness	2.54 µm[100 µin]
Contact Shape & Form	Square
Contact Mating Area Length	5.84 mm[.23 in]
Contact Base Material	Brass
PCB Contact Termination Area Plating Material	Tin
Contact Mating Area Plating Material	Gold (Au)
Contact Mating Area Plating Material Thickness	.381 µm[15 µin]
Contact Type	Pin
Contact Current Rating (Max)	3 A

Termination Features

Termination Post & Tail Length	3.3 mm[.13 in]
Square Termination Post & Tail Dimension	.64 mm[.025 in]
Termination Method to PCB	Through Hole - Solder

Mechanical Attachment

Mating Retention Type	Polarized Lock
Mating Alignment Type	Latched, Polarization
PCB Mount Alignment	Without
Mating Retention	With
PCB Mount Retention	Without
Connector Mounting Type	Board Mount
Mating Alignment	With

Housing Features

Centerline (Pitch)	2.54 mm[.1 in]
Housing Material	Thermoplastic

Dimensions

PCB Thickness (Recommended)	1.57 mm[.062 in]
Connector Height	6.99 mm[.275 in]

Connector Length	48.26 mm[1.9 in]

Usage Conditions

Operating Temperature Range	-65 – 105 °C[-85 – 221 °F]

Operation/Application

Circuit Application	Signal

Industry Standards

Compatible With Approved Standards Products	CSA LR7189, UL E28476
UL Flammability Rating	UL 94V-0

Packaging Features

Packaging Quantity	11
Packaging Method	Box, Tube

Product Compliance

For compliance documentation, visit the product page on TE.com>

EU RoHS Directive 2011/65/EU	Compliant
EU ELV Directive 2000/53/EC	Compliant
China RoHS 2 Directive MIIT Order No 32, 2016	有害物质含量符合标准要求 No Restricted Substance(s) Above Threshold
EU REACH Regulation (EC) No. 1907/2006	Current ECHA Candidate List: JUNE 2025 (250) Candidate List Declared Against: JUNE 2025 (250) Does not contain REACH SVHC
Halogen Content	Low Halogen - Br, Cl, F < 900 ppm per homogenous material. Also BFR/CFR/PVC Free
Solder Process Capability	Reflow solder capable to 260°C

Product Compliance Disclaimer

This information is provided based on reasonable inquiry of our suppliers and represents our current actual knowledge based on the information they provided. This information is subject to change. The part numbers that TE has identified as EU RoHS compliant have a maximum concentration of 0.1% by weight in homogenous materials for lead, hexavalent chromium, mercury, PBB, PBDE, DBP, BBP, DEHP, DIBP, and 0.01% for cadmium, or qualify for an exemption to these limits as defined in the Annexes of Directive 2011/65/EU (RoHS2). Finished electrical and electronic equipment products will be CE marked as required by Directive 2011/65/EU. Components may not be CE marked. Additionally, the part numbers that TE has identified as EU ELV compliant have a maximum concentration of 0.1% by weight in homogenous materials for lead, hexavalent chromium, and mercury, and 0.01% for cadmium, or qualify for an exemption to these limits as defined in the Annexes of Directive 2000/53/EC (ELV). Regarding the REACH Regulation, the information TE provides on SVHC in articles for this part number is based on the latest European Chemicals Agency (ECHA) 'Guidance on requirements for substances in articles' posted at this URL: https://echa.europa.eu/guidance-documents/guidance-on-reach

Compatible Parts

TE Part # 6-103644-7
18 MTE RCPT SR LATCH .100CL

TE Part # 1-487526-7
018 HOUSING FFC RCPT 100CL SR

Also in the Series | AMPMODU MTE

Connector Caps & Covers(18)

Connector Contacts(19)

Connector Hardware(1)

Insertion & Extraction Tools(1)



PCB Headers & Receptacles(330)

Rectangular Connector Housings(66)

Standard Rectangular Connectors(201)



Wire-to-Board Connector Assemblies & Housings(201)



Wire-to-Board Headers & Receptacles (330)

Customers Also Bought



TE Part #CTJ116E02B-513
MODULE ASSY

TE Part #87224-3
03 MODII HDR SRST UNSHRD .100

TE Part #5-146085-1
10 SYSTEM 50 HDR SRST SHRD SN

TE Part #292250-3
CT P/HDR BOX H ASSY 3P W/KINK

TE Part #1-640389-4
14P MTA156 HDR ASSY SQ R/A F/L

TE Part #3-641208-6
06P MTA156 HDR ASSY FL ST LF

TE Part #825440-4
MOD 2 PINHDR 2X04P.

TE Part #825440-5
MOD 2 PINHDR 2X05P.

TE Part #826629-3
3P AMPMODU II

TE Part #2448580-1
WELD TAB 24-22 AWG SST

Documents

Product Drawings

18 MTE HDR SRRA LTCH.100CL LF

English

CAD Files

3D PDF

3D

Customer View Model

ENG_CVM_CVM_6-103635-7_U.2d_dxf.zip

English

Customer View Model

ENG_CVM_CVM_6-103635-7_U.3d_igs.zip

English

Customer View Model

ENG_CVM_CVM_6-103635-7_U.3d_stp.zip

English

By downloading the CAD file I accept and agree to the Terms and Conditions of use.

Datasheets & Catalog Pages

AMPMODU_INTERCONNECTION_SYSTEM_SECTION5_CONT

English

AMPMODU MTE INTERCONNECT SYSTEM

English

Product Specifications

Application Specification

English