

5-147278-4 ✓ ACTIVE

AMPMODU | AMPMODU MTE

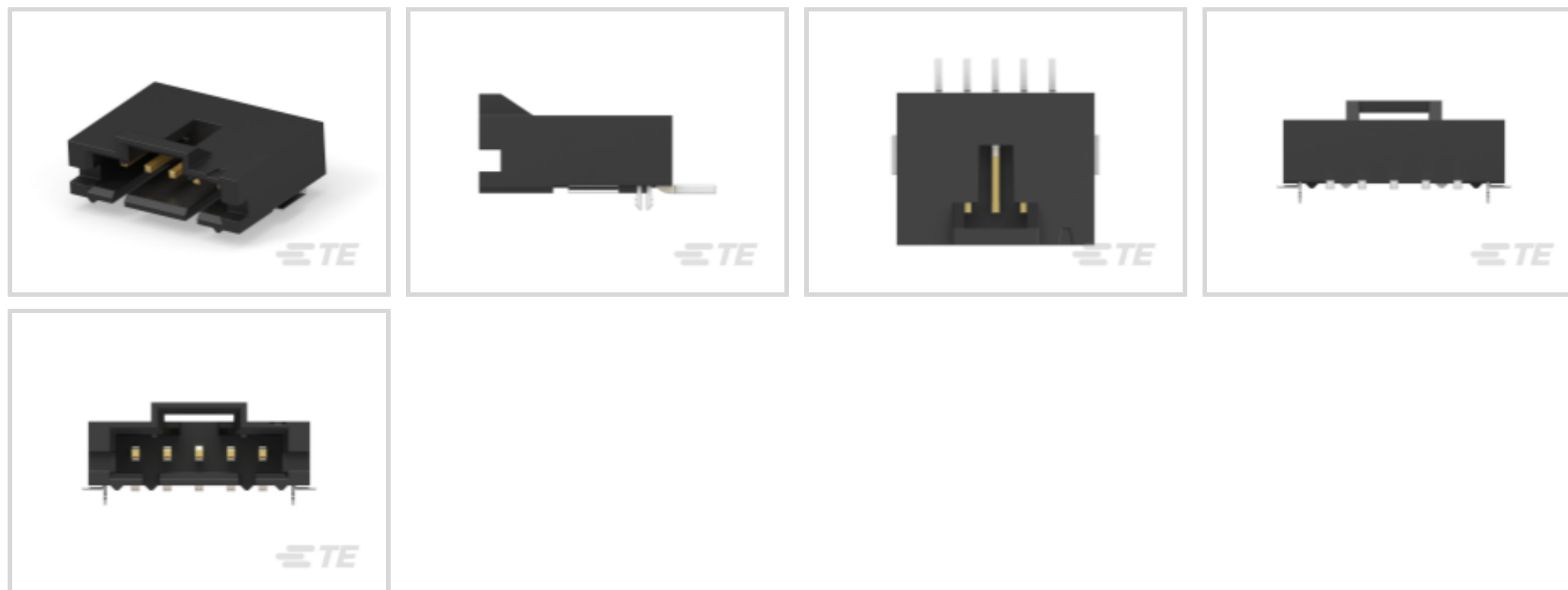
TE Internal #: 5-147278-4

PCB Mount Header, Right Angle, Wire-to-Board, 5 Position, 2.54 mm [.1 in] Centerline, Fully Shrouded, Gold (Au), Surface Mount, Signal, AMPMODU MTE

[View on TE.com >](#)



Connectors > PCB Connectors > PCB Headers & Receptacles



PCB Connector Type: **PCB Mount Header**

PCB Mount Orientation: **Right Angle**

Connector System: **Wire-to-Board**

Number of Positions: **5**

Centerline (Pitch): **2.54 mm [.1 in]**

Features

Product Type Features

PCB Connector Type	PCB Mount Header
Connector System	Wire-to-Board
Header Type	Fully Shrouded
Sealable	No
Connector & Contact Terminates To	Printed Circuit Board
Connector Product Type	Connector Assembly

Configuration Features

PCB Mount Orientation	Right Angle
Number of Positions	5
Number of Rows	1

Electrical Characteristics

Termination Resistance	15 mΩ
Insulation Resistance	5000 MΩ
Dielectric Withstanding Voltage (Max)	600 V



Body Features

Primary Product Color	Black
-----------------------	-------

Contact Features

Contact Underplating Material	Nickel
Contact Underplating Material Thickness	1.27 μm [50 μin]
PCB Contact Termination Area Plating Material Finish	Matte
Mating Square Post Dimension	.64 mm[.025 in]
PCB Contact Termination Area Plating Material Thickness	2.54 – 5.08 μm [100 – 200 μin]
Contact Shape & Form	Square
Contact Mating Area Length	5.84 mm[.23 in]
Contact Base Material	Brass
PCB Contact Termination Area Plating Material	Tin
Contact Mating Area Plating Material	Gold (Au)
Contact Mating Area Plating Material Thickness	.381 μm [15 μin]
Contact Type	Pin
Contact Current Rating (Max)	3 A

Termination Features

Termination Post & Tail Length	3.05 mm[.12 in]
Square Termination Post & Tail Dimension	.64 mm[.025 in]
Termination Method to PCB	Surface Mount

Mechanical Attachment

Panel Mount Feature	Without
Mating Retention Type	Polarized Lock
PCB Mount Retention Type	Hold-Down
Mating Alignment Type	Latched, Polarization
PCB Mount Alignment	Without
Mating Retention	With
PCB Mount Retention	With
Connector Mounting Type	Board Mount
Mating Alignment	With

Housing Features

Centerline (Pitch)	2.54 mm[.1 in]
--------------------	----------------



Housing Material	Liquid Crystal Polymer (LCP)
------------------	------------------------------

Dimensions

PCB Thickness (Recommended)	1.57 mm[.062 in]
Connector Height	6.65 mm[.262 in]
Connector Length	17.78 mm[.7 in]

Usage Conditions

Housing Temperature Rating	High
Operating Temperature (Max)	105 °C[221 °F]
Operating Temperature Range	-65 – 105 °C[-85 – 221 °F]

Operation/Application

Circuit Application	Signal
---------------------	--------

Industry Standards

Compatible With Approved Standards Products	CSA LR7189, UL E28476
UL Flammability Rating	UL 94V-0

Packaging Features

Packaging Quantity	300
Packaging Method	Box, Reel

Product Compliance

[For compliance documentation, visit the product page on TE.com>](#)

EU RoHS Directive 2011/65/EU	Compliant
EU ELV Directive 2000/53/EC	Compliant
China RoHS 2 Directive MIIT Order No 32, 2016	有害物质含量符合标准要求 No Restricted Substance(s) Above Threshold
EU REACH Regulation (EC) No. 1907/2006	Current ECHA Candidate List: JUNE 2025 (250) Candidate List Declared Against: JUNE 2025 (250) Does not contain REACH SVHC
Halogen Content	Low Halogen - Br, Cl, F < 900 ppm per homogenous material. Also BFR/CFR/PVC Free
Solder Process Capability	Reflow solder capable to 260°C

Product Compliance Disclaimer



This information is provided based on reasonable inquiry of our suppliers and represents our current actual knowledge based on the information they provided. This information is subject to change. The part numbers that TE has identified as EU RoHS compliant have a maximum concentration of 0.1% by weight in homogenous materials for lead, hexavalent chromium, mercury, PBB, PBDE, DBP, BBP, DEHP, DIBP, and 0.01% for cadmium, or qualify for an exemption to these limits as defined in the Annexes of Directive 2011/65/EU (RoHS2). Finished electrical and electronic equipment products will be CE marked as required by Directive 2011/65/EU. Components may not be CE marked. Additionally, the part numbers that TE has identified as EU ELV compliant have a maximum concentration of 0.1% by weight in homogenous materials for lead, hexavalent chromium, and mercury, and 0.01% for cadmium, or qualify for an exemption to these limits as defined in the Annexes of Directive 2000/53/EC (ELV). Regarding the REACH Regulation, the information TE provides on SVHC in articles for this part number is based on the latest European Chemicals Agency (ECHA) 'Guidance on requirements for substances in articles' posted at this URL: <https://echa.europa.eu/guidance-documents/guidance-on-reach>

Compatible Parts



TE Part # 5-103969-4
4X5 MTE RCPT SR RIBBED .100CL



TE Part # 5-103960-4
4X5 MTE RCPT SR LATCH .100CL



TE Part # 1-2267795-4
CA, MTE FOW-FOW, 5POS, 300mm
15Au, 24AWG



TE Part # 5-103957-4
4X5 MTE RCPT SR LATCH .100CL



TE Part # 2267795-4
CA, MTE FOW-FOW, 5POS, 75mm
15Au, 24AWG


Also in the Series | AMPMODU MTE




Connector Caps & Covers(18)




Connector Contacts(19)



Connector Hardware(1)




Insertion & Extraction Tools(1)




PCB Headers & Receptacles(330)




Rectangular Connector Housings(66)



Standard Rectangular Connectors(201)



Wire-to-Board Connector Assemblies & Housings(201)




Wire-to-Board Headers & Receptacles (330)

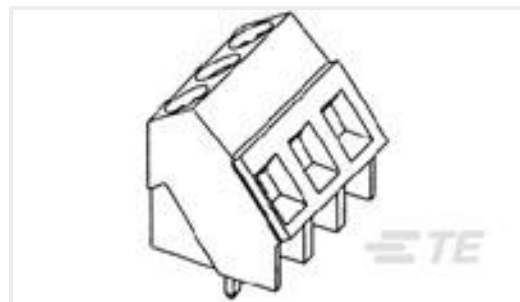
Customers Also Bought



TE Part #5-104450-5
06 MTE HDR SRST LATCH W/HLDWN



TE Part #5-104693-2
20 50/50 HDR DRST SFMNT.390 SN



TE Part #796689-3
TERMI-BLOK PCB MOUNT 3P.



TE Part #4-1879214-4
CPF 0402 931R 0.1% 25PPM 1K RL



TE Part #4-1879215-0
CPF 0402 10K7 0.1% 25PPM 1K RL




TE Part #7-1879215-5
CPF 0402 27K4 0.1% 25PPM 1K RL



TE Part #2127931-2
C/A, SFP+, GENERIC, 1.0M



TE Part #2338792-1
USB TYPE C 3.1 CONN REV TOP MOUNT CH1.6



TE Part #1-2379397-9
MCIO INTERGRATED CONN, V/T,8X, SMT TYPE



TE Part #1-5745967-0
25 RCPT SP/FMS INSRT

Documents



Product Drawings

[05 MTE HDR SRRR SFMNT .100CL](#)

English

CAD Files

[3D PDF](#)

3D

Customer View Model

[ENG_CVM_CVM_5-147278-4_N.2d_dxf.zip](#)

English

Customer View Model

[ENG_CVM_CVM_5-147278-4_N.3d_igs.zip](#)

English

Customer View Model

[ENG_CVM_CVM_5-147278-4_N.3d_stp.zip](#)

English

By downloading the CAD file I accept and agree to the [Terms and Conditions](#) of use.

Datasheets & Catalog Pages

[AMPMODU_INTERCONNECTION_SYSTEM_SECTION5_CONT](#)

English

[AMPMODU MTE INTERCONNECT SYSTEM](#)

English

Product Specifications

[Application Specification](#)

English