



**Free Height**

TE Internal #: 3-5177986-8

PCB Mount Header, Vertical, Board-to-Board, 160 Position, .8 mm [.031 in] Centerline, Fully Shrouded, Gold (Au), Surface Mount, Signal, Free Height

[View on TE.com >](#)

Connectors > PCB Connectors > PCB Headers & Receptacles



PCB Connector Type: **PCB Mount Header**

Connector System: **Board-to-Board**

Number of Positions: **160**

Centerline (Pitch): **.8 mm [.031 in]**

PCB Mount Orientation: **Vertical**

**Features**

**Product Type Features**

PCB Connector Type	PCB Mount Header
Connector System	Board-to-Board
Header Type	Fully Shrouded
Sealable	No
Connector & Contact Terminates To	Printed Circuit Board
Connector Product Type	Connector Assembly

**Configuration Features**

Stackable	Yes
Number of Positions	160
PCB Mount Orientation	Vertical
Board-to-Board Configuration	Parallel

**Electrical Characteristics**

Operating Voltage	100 VAC
Insulation Resistance	2 MΩ



Dielectric Withstanding Voltage (Max)	500 VAC
---------------------------------------	---------

### Body Features

Assembly Process Feature Material	Steel
Primary Product Color	Natural

### Contact Features

PCB Contact Termination Area Plating Material Finish	Matte
Mating Tab Width	.4 mm[.016 in]
PCB Contact Termination Area Plating Material Thickness	2 $\mu$ m[78.74 $\mu$ in]
Contact Layout	Inline
Contact Base Material	Brass
Mating Tab Thickness	.2 mm[.008 in]
PCB Contact Termination Area Plating Material	Tin
Contact Mating Area Plating Material Finish	Matte
Contact Mating Area Plating Material Thickness	.2 $\mu$ m[8 $\mu$ in]
Contact Mating Area Plating Material	Gold (Au)
Contact Type	Tab
Contact Current Rating (Max)	.5 A

### Termination Features

Rectangular Termination Post & Tail Width	.25 mm[.01 in]
Rectangular Termination Post & Tail Thickness	.2 mm[.008 in]
Termination Method to PCB	Surface Mount

### Mechanical Attachment

Mounting Alignment Feature Length	.5 mm[.02 in]
PCB Mount Alignment Type	Positioning Bosses
Mating Alignment Type	Polarization
Connector Mounting Type	Board Mount
Mating Alignment	With
PCB Mount Alignment	With
PCB Mount Retention	Without

### Housing Features

Mating Entry Location	Top
Centerline (Pitch)	.8 mm[.031 in]



Housing Material	Matte
------------------	-------

### Dimensions

Connector Height	8 mm [.315 in]
Stack Height	8 mm, 12 mm, 16 mm, 20 mm [.315 in][.472 in][.63 in][.787 in]

### Usage Conditions

Housing Temperature Rating	High
Operating Temperature Range	-40 – 125 °C [-40 – 257 °F]

### Operation/Application

Assembly Process Feature	Pick and Place Cover
Circuit Application	Signal

### Industry Standards

UL Flammability Rating	UL 94V-0
------------------------	----------

### Packaging Features

	.5 in
Packaging Quantity	400
Packaging Method	Tape & Reel

### Product Compliance

[For compliance documentation, visit the product page on TE.com>](#)

EU RoHS Directive 2011/65/EU	Compliant
EU ELV Directive 2000/53/EC	Compliant
China RoHS 2 Directive MIIT Order No 32, 2016	有害物质含量符合标准要求 No Restricted Substance(s) Above Threshold
EU REACH Regulation (EC) No. 1907/2006	Current ECHA Candidate List: JUNE 2025 (250) Candidate List Declared Against: JUNE 2025 (250) Does not contain REACH SVHC
Halogen Content	Low Halogen - Br, Cl, F < 900 ppm per homogenous material. Also BFR/CFR/PVC Free
Solder Process Capability	Reflow solder capable to 260°C

Product Compliance Disclaimer



This information is provided based on reasonable inquiry of our suppliers and represents our current actual knowledge based on the information they provided. This information is subject to change. The part numbers that TE has identified as EU RoHS compliant have a maximum concentration of 0.1% by weight in homogenous materials for lead, hexavalent chromium, mercury, PBB, PBDE, DBP, BBP, DEHP, DIBP, and 0.01% for cadmium, or qualify for an exemption to these limits as defined in the Annexes of Directive 2011/65/EU (RoHS2). Finished electrical and electronic equipment products will be CE marked as required by Directive 2011/65/EU. Components may not be CE marked. Additionally, the part numbers that TE has identified as EU ELV compliant have a maximum concentration of 0.1% by weight in homogenous materials for lead, hexavalent chromium, and mercury, and 0.01% for cadmium, or qualify for an exemption to these limits as defined in the Annexes of Directive 2000/53/EC (ELV). Regarding the REACH Regulation, the information TE provides on SVHC in articles for this part number is based on the latest European Chemicals Agency (ECHA) 'Guidance on requirements for substances in articles' posted at this URL: <https://echa.europa.eu/guidance-documents/guidance-on-reach>

## Compatible Parts



TE Part # 2-1735482-8  
0.8FH,R17H.5,160,30/Sn,TR,SC




TE Part # 1735481-8  
0.8FH,R17H.5,160,08/Sn,TU,SC



TE Part # 5-6123212-8  
0.8FH,R13H.5,160,30/Sn,TU




TE Part # 5084616-8  
0.8FH,R13H.5,160,08/Sn,TR,SC




TE Part # 5353999-8  
0.8FH,R05H.5,160,30/Sn,TR,SC




TE Part # 5084613-8  
0.8FH,R09H.5,160,30/Sn,TU




TE Part # 5-5179010-8  
0.8FH,R13H.5,160,08/Sn,TU




TE Part # 2-1735481-8  
0.8FH,R17H.5,160,30/Sn,TU,SC




TE Part # 5179229-8  
0.8FH,R05H.5,160,08/Sn,TU,SC




TE Part # 5-1735480-8  
0.8FH,R17H.5,160,08/Sn,TU




TE Part # 6123000-8  
0.8FH,R05H.5,160,30/Sn,TU



TE Part # 1735482-8  
0.8FH,R17H.5,160,08/Sn,TR,SC



TE Part # 5084618-8  
0.8FH,R13H.5,160,30/Sn,TR,SC




TE Part # 7-1735480-8  
0.8FH,R17H.5,160,30/Sn,TU



TE Part # 5177985-8  
0.8FH,R05H.5,160,08/Sn,TR,SC




TE Part # 5177983-8  
0.8FH,R05H.5,160,08/Sn,TU




TE Part # 5-5179009-8  
0.8FH,R09H.5,160,08/Sn,TU

### Also in the Series | Free Height



Board-to-Board Headers & Receptacles(736)



PCB Headers & Receptacles(736)

### Customers Also Bought



TE Part #T4130012031-000  
M12,REAR MOUNT,MALE,A,3P, SOLDER WIRE



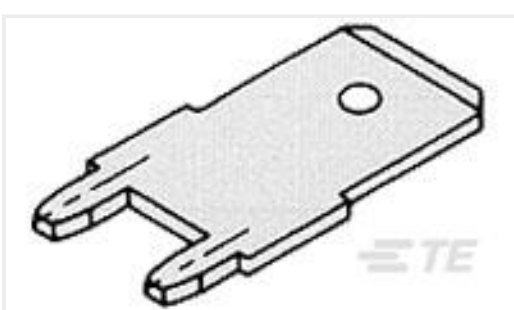
TE Part #T4110001031-000  
M12,FEMALE,STRAIGHT,A CODE,3P, PG7,GOLD



TE Part #T4161320005-002  
RPC-M12-FS-5CON-PUR-1.0SH



TE Part #T4070014031-001  
M8.MLE.PNLREAR.3POS.STR WIRE



TE Part #62650-1  
250 FASTON TAB TPBR



TE Part #342184-1  
12-10 F.E.P.G. RING TERMINAL



TE Part #1-487117-0  
RCPT CONTACT,HIGH PRESS,FFC



TE Part #2176506-1  
CJP 150W 6R8 5% Lead



TE Part #1-2176506-5  
CJP 150W 100R 5% Lead



TE Part #5178238-1  
CHAMP.050 REC ASS'Y 14P PB-FRE



## Documents

### CAD Files

#### 3D PDF

3D

#### Customer View Model

[ENG\\_CVM\\_CVM\\_3-5177986-8\\_D.2d\\_dxf.zip](#)

English

#### Customer View Model

[ENG\\_CVM\\_CVM\\_3-5177986-8\\_D.3d\\_igs.zip](#)

English

#### Customer View Model

[ENG\\_CVM\\_CVM\\_3-5177986-8\\_D.3d\\_stp.zip](#)

English

By downloading the CAD file I accept and agree to the [Terms and Conditions](#) of use.

### Datasheets & Catalog Pages

[Fine Pitch Stacking Connectors - 0.8mm Free Height \(FH\) Connectors](#)

English

### Product Specifications

[Product Specification](#)

English

[Product Specification](#)

English

### Agency Approvals

[UL](#)

English