



preci-dip

swiss world connects

PCB CONNECTORS













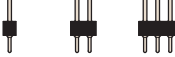
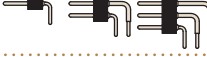



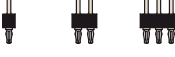

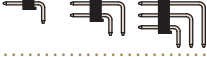
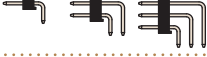







preci-dip

WWW.PRECIDIP.COM TEL +41 32 421 04 00 SALES@PRECIDIP.COM

QUICK SELECTOR CHART

PCB CONNECTORS

| GRID | 1 mm | | | 1.27 mm | | | 2 mm (* 1.778 / 1.8 mm) | | | 2.54 mm MATING PIN dia. 0.47 mm | | | 2.54 mm MATING PIN dia. 0.76 mm (* 0.1 mm) | | |
|--|-----------------|------------|------------|------------|----------------------|--------------|-------------------------|----------------------------|----------------------------------|---------------------------------------|--|------------------------------------|--|--|--|
| | SINGLE ROW | SINGLE ROW | DOUBLE ROW | TRIPLE ROW | SINGLE ROW | DOUBLE ROW | QUAD ROW | SINGLE ROW | DOUBLE ROW | TRIPLE ROW | SINGLE ROW | DOUBLE ROW | TRIPLE ROW | | |
| SOCKET CONNECTORS | SEE PAGE | | | | | | | | | | | | | | |
| Straight solder tail  | 44 | 46 47 | 46 | 46 | 55*, 57 58, 59 | 57 58, 59 | | 69, 70 71, 72 74, 75 | 69, 70 71, 72 73, 74 75 | 72 75 | 85, 86 87, 88 89, 90 91, 100* | 85, 86 87, 89 90, 91 100* | 86, 87 89, 90 | | |
| Right angle solder tail  | | 48 | 48 | 48 | 60 | 60 | | 76 | 76 | | 92, 93 | 92 | | | |
| Surface mount perpendicular floating pin  | | | | | | | 62 | 77 | 77 | | 94 | 94 | | | |
| Surface mount perpendicular gull-wing  | | 49 | 49, 50 | | 61 | 61 | | 77 | 77 | | 94, 95 | 94, 95 | | | |
| Surface mount parallel  | 44 | 50 | | | 62 | | | 78 | | | 96 | | | | |
| Solderless compliant press-fit  | | | | | 63 | 63 | | 79, 80 | 79, 80 | | 97, 98 | 97 | | | |
| Wire-wrap  | | | | | | | | 81, 82 | 81, 82 | | 98 | 98 | | | |
| Carrier  | | | | | | | | 83, 84 | | | | | | | |
| PIN CONNECTORS | | | | | | | | | | | | | | | |
| Straight solder tail  | 45 | 51 | 51 | 51 | 56*, 64 | 65 | | 100 to 103 | 100 to 103 | | 108 to 110 | 108 to 110 | 109 110 | | |
| Right angle solder tail  | | 52 | 52 | 52 | 65 | 65 | | 104 | 104 | | 111 112* | 111 112 | 112 | | |
| Surface mount perpendicular floating pin  | | | | | | | | 105 | 105 | | 113 | 113 | | | |
| Surface mount perpendicular gull-wing  | | 53 | 53, 54 | | 66 | 66 | | 105 | 105 | | 113 114 | 113 114 | | | |
| Surface mount parallel  | 45 | 54 | | | 67 | | | 106 | | | 115 | | | | |
| Solderless compliant press-fit  | | | | | | | | 107 | 107 | | 116 117 | 116 117 | 117 | | |
| SQUARE PIN CONNECTORS | | | | | | | | | | | | | | | |
| Straight solder tail  | | | | | \varnothing 0.5 mm | | | 68 | 68 | | \varnothing 0.635 mm | | | | |
| Right angle solder tail  | | | | | 68 | 68 | | | | | 118 | 118 | 118 | | |
| Right angle solder tail  | | | | | 68 | 68 | | | | | 119 | 119 | 119 | | |
| HEADERS / JUMPERS | | | | | | | | | | | | | | | |
| • Slotted head  | | | | | | | | | | | 120 | 120 | | | |
| • Turret head  | | | | | | | | | | | 121 | 121 | | | |
| • Solder cup  | | | | | | | | | | | | | | | |
| • Male jumpers  | | | | | | | | 123 | | | | | 122 | | |
| • Female jumpers  | | | | | | | | | | | | | 123 | | |



preci-dip

WWW.PRECIDIP.COM TEL +41 32 421 04 00 SALES@PRECIDIP.COM

PCB CONNECTORS

GENERAL SPECIFICATIONS

The values listed below are general specs applying for PRECI-DIP socket and pin connectors. Please see individual catalog page for additional and product specific technical data.

| | |
|------------------------------------|--|
| OPERATING TEMPERATURE RANGE | -55 ... +125 °C |
| CLIMATIC CATEGORY (IEC) | 55/125/21 |
| OPERATING HUMIDITY RANGE | Annual mean 75% |
| MAX. WORKING VOLTAGE | 100 V _{RMS} /150 V _{DC} (2.54 mm grid) |



PRECI-DIP connectors designated « Series Preci-Dip Connector » are recognized by UL LLC and listed under « Connectors for Use in Data, Signal, Control and Power Applications », File Nr. E174442.

MECHANICAL CHARACTERISTICS

| | |
|--|---|
| CLIP RETENTION | Min. 40 N (no displacement under axial force applied) |
| CONTACT (SLEEVE / CLIP) RETENTION | Min. 3.3 N acc. to MIL-DTL-83734, pt 4.6.4.2 |

ELECTRICAL CHARACTERISTICS

| | |
|--|---------------------------------------|
| INSULATION RESISTANCE BETWEEN ANY TWO ADJACENT CONTACTS | Min. 10'000 MΩ at 500 V _{AC} |
| CAPACITANCE BETWEEN ANY TWO ADJACENT CONTACTS | Max. 1 pF |

AIR AND CREEPAGE DISTANCES BETWEEN ANY TWO ADJACENT CONTACTS

| | | | | | |
|-------|-------------|------------|-----|-----------|-----|
| SERIE | 3xx/4xx/7xx | 80x | 83x | 85x | 86x |
| mm | 0.7 | 0.85 / 0.7 | 0.5 | 0.4 / 0.5 | 0.5 |

ENVIRONMENTAL CHARACTERISTICS

The sockets withstand the following environmental tests without mechanical and electrical defects:

- Dry heat steady state IEC 60512-11-9.11i / 60068-2-2.Bb: 125 °C, 16 h
 - Damp heat cyclic IEC 60512-11-12.11m / 60068-2-30.Db: 25/55 °C, 90 – 100 %rH, 1 cycle of 24 h
 - Cold steady state IEC 60512-11-10.11j / 60068-2-1.A: -55 °C, 2 h
 - Thermal shock IEC 60512-11-4.11d / 60068-2-14.Na: -55/125 °C, 5 cycles 30 min.
 - Sinusoidal vibrations IEC 60512-6-4.6d / 60068-2-6.Fc: 10 to 500 Hz, 10 g, 1 octave/min., 10 cycles for each axis
 - Shock IEC 60512-6-3.6c / 60068-2-27.Ea: 50 g, 11 ms, 3 shocks in three axis
- During the above two tests, no contact interruption >50 ns does appear.

- Solderability J-STD-002A, Test A, 245 °C, 5 s, solder alloy SnAg3.8Cu0.7
- Resistance to soldering heat J-STD-020C, 260 °C, 20 s
- Moisture sensitivity J-STD-020C level 1

SOLDERLESS COMPLIANT PRESS-FIT CHARACTERISTICS

PRESS-FIT CHARACTERISTICS MEASURED ACC. TO IEC 60352-5

- Press-in force: 90 N max. (at min. hole dia.) / 65 N typ.
- Push-out force: 30 N min. (at max. hole dia.) / 50 N typ.
- Push-out 3rd cycle: 20 N min. (at max. hole dia.)

PCB HOLE DIMENSIONS

- 2 mm grid
Finished hole Ø: 0.7 + 0.09/-0.06 mm
Drilled hole Ø: 0.8 ± 0.02 mm
- 2.54 mm grid
Finished hole Ø: 1 + 0.09/-0.06 mm
Drilled hole Ø: 1.15 ± 0.02 mm

PCB HOLE PLATING

- PCB surface finish
Hole plating
- Tin
5-15 µm tin over min. 25 µm copper
- Copper
min. 25 µm copper
- Gold over nickel
0.05-0.2 µm gold over 2.5-5 µm nickel over min. 25 µm copper



preci-dip

WWW.PRECIDIP.COM TEL +41 32 421 04 00 SALES@PRECIDIP.COM


SOCKET CONNECTORS 1 mm

SINGLE ROW / SOLDER TAIL / SURFACE MOUNT

Ultraminiature PCB socket connectors, solder tail and SMD parallel mount.

TECHNICAL SPECIFICATIONS (FOR GENERAL SPECS, SEE PAGE 43)

| | |
|--------------------------------|---|
| INSULATOR | Black glass filled polyester PCT-GF30-FR |
| FLAMMABILITY | UL 94V-0 |
| SLEEVE | Brass CuZn36Pb3 (C36000) |
| CONTACT CLIP (4 FINGER) | Beryllium copper (C17200) |
| MATING PIN Ø | 0.36 to 0.46 mm |
| FORCES | 0.25 N typ. insertion 0.15 N typ. withdrawal (polished steel gauge Ø 0.40 mm) |
| MECHANICAL LIFE | Min. 500 cycles |
| RATED CURRENT | 1 A |
| CONTACT RESISTANCE | Max. 10 mΩ |
| DIELECTRIC STRENGTH | Min. 500 V _{RMS} |
| COPLANARITY | |
| SMD TERMINATIONS | Max. 0.1 mm (measured on 25 mm long connectors) |



For corresponding pin connectors, see page 45.

Other plating on request (see page 178 for plating specs).

NNN number of poles. Replace **NNN** with the requested number of poles, e.g. 861-87-**NNN**-10-001101 for a single row version with 8 pins becomes 861-87-**008**-10-001101.

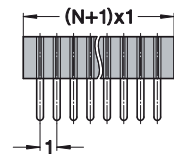
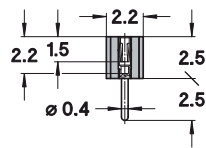
ORDERING INFORMATION ROHS COMPLIANT PARTS

| PP PLATING CODE | SLEEVE | CLIP |
|-----------------|--------|--------------|
| 87 | Tin | Flash gold |
| 83 | Tin | 0.75 µm gold |

861-PP-NNN-10-001101

Straight socket connector low profile, solder tail, single row

AVAILABILITY FROM 2 to 50 contacts
(standard number of contacts: 50)

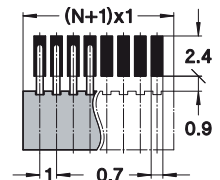
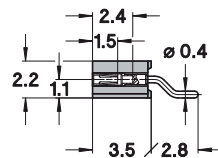


Bulk: T & R Packaging*:

861-PP-NNN-40-001101 861-PP-NNN-40-001191

SMD socket connector, single row, parallel mount

AVAILABILITY FROM 2 to 50 contacts
(standard number of contacts: 50)
For connectors having more than 24 contacts, the coplanarity issue is to be addressed specifically



*Please consult www.precidip.com for availability size of tape, size of reel, number of components per reel and packing units.



preci-dip

WWW.PRECIDIP.COM TEL +41 32 421 04 00 SALES@PRECIDIP.COM

PIN CONNECTORS 1 mm


SINGLE ROW / SOLDER TAIL / SURFACE MOUNT

Ultraminiature PCB pin connectors, solder tail and SMD parallel mount.

TECHNICAL SPECIFICATIONS (FOR GENERAL SPECS, SEE PAGE 43)

| | |
|---------------------|---|
| INSULATOR | Black glass filled polyester PCT-GF30-FR |
| FLAMMABILITY | UL 94V-0 |
| CONTACT | Brass CuZn36Pb3 (C36000) |
| CONNECTING PIN Ø | 0.40 mm |
| MECHANICAL LIFE | Min. 500 cycles |
| RATED CURRENT | 1 A |
| DIELECTRIC STRENGTH | Min. 500 V _{RMS} |
| COPLANARITY | |
| SMD TERMINATIONS | Max. 0.1 mm (measured on 25 mm long connectors) |

For corresponding socket connectors, see page 44.



ORDERING INFORMATION ROHS COMPLIANT PARTS

| PP PLATING CODE | TERMINATION | CONNECTING PIN |
|-----------------|--------------|----------------|
| 10 | 0.25 µm gold | 0.25 µm gold |

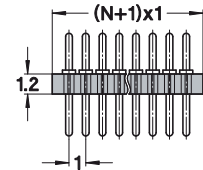
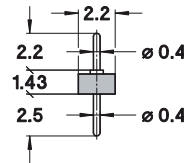
Other plating on request (see page 178 for plating specs).

NNN number of poles. Replace **NNN** with the requested number of poles, e.g. 860-10-**NNN**-10-001101 for a single row version with 8 pins becomes 860-10-**008**-10-001101.

860-10-**NNN**-10-001101

Straight pin connector low profile, solder tail, single row

| | |
|-------------------|-----------------------------------|
| AVAILABILITY FROM | 2 to 50 contacts |
| | (standard number of contacts: 50) |

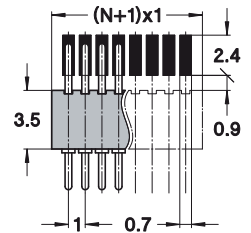
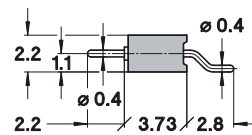


Bulk: T & R Packaging*:

860-10-**NNN**-40-001101 860-10-**NNN**-40-001191

SMD pin connector, single row, parallel mount

| | |
|-------------------|--|
| AVAILABILITY FROM | 2 to 50 contacts |
| | (standard number of contacts: 50) |
| | For connectors having more than 24 contacts, the coplanarity issue is to be addressed specifically |



*Please consult www.precidip.com for availability size of tape, size of reel, number of components per reel and packing units.

PCB CONNECTORS



preci-dip

WWW.PRECIDIP.COM TEL +41 32 421 04 00 SALES@PRECIDIP.COM

SOCKET CONNECTORS 1.27 mm


SINGLE ROW / DOUBLE ROW / TRIPLE ROW / SOLDER TAIL

Ultraminiature PCB socket connectors, solder tail

TECHNICAL SPECIFICATIONS (FOR GENERAL SPECS, SEE PAGE 43)

| | |
|-------------------------|---|
| INSULATOR | Black glass filled polyester PCT-GF30-FR |
| FLAMMABILITY | UL 94V-0 |
| SLEEVE | Brass CuZn36Pb3 (C36000) |
| CONTACT CLIP (3 FINGER) | Beryllium copper (C17200) |
| MATING PIN Ø | 0.38 to 0.50 mm |
| FORCES | 0.5 N typ. insertion 0.2 N typ. withdrawal (polished steel gauge Ø 0.41 mm) |
| MECHANICAL LIFE | Min. 500 cycles |
| RATED CURRENT | 1 A |
| CONTACT RESISTANCE | Max. 20 mΩ |
| DIELECTRIC STRENGTH | Min. 500 V _{RMS} |

For corresponding pin connectors, see pages 51-54.



ORDERING INFORMATION ROHS COMPLIANT PARTS

| PP PLATING CODE | SLEEVE | CLIP |
|-----------------|--------|--------------|
| 87 | Tin | Flash gold |
| 83 | Tin | 0.75 µm gold |

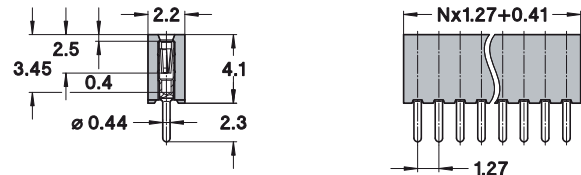
Other plating on request (see page 178 for plating specs).

NNN number of poles. Replace **NNN** with the requested number of poles, e.g. 851-87-**NNN**-10-001101 for a single row version with 8 pins becomes 851-87-**008**-10-001101

851-PP-NNN-10-001101

Straight socket connector, solder tail, single row

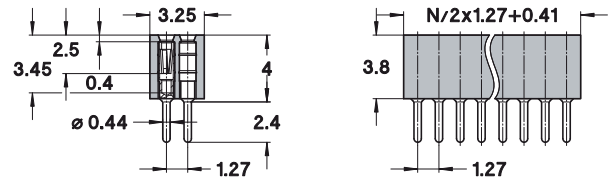
AVAILABILITY FROM 2 to 50 contacts
(standard number of contacts: 25 and 50)



853-PP-NNN-10-001101

Straight socket connector, solder tail, double row

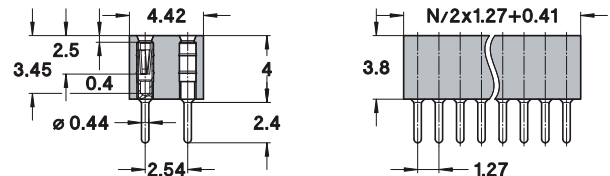
AVAILABILITY FROM 4 to 100 contacts
(standard number of contacts: 50 and 100)



853-PP-NNN-10-002101

Straight socket connector, solder tail, double row with 2.54 mm row to row distance

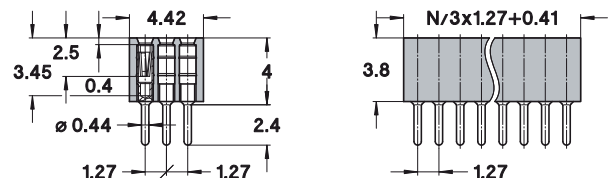
AVAILABILITY FROM 4 to 100 contacts
(standard number of contacts: 100)



855-PP-NNN-10-001101

Straight socket connector, solder tail, triple row

AVAILABILITY FROM 9 to 150 contacts
(standard number of contacts: 150)





preci-dip

WWW.PRECIDIP.COM TEL +41 32 421 04 00 SALES@PRECIDIP.COM

SOCKET CONNECTORS 1.27 mm


SINGLE ROW / SOLDER TAIL

Ultraminiature PCB socket connectors, solder tail

TECHNICAL SPECIFICATIONS (FOR GENERAL SPECS, SEE PAGE 43)

| | |
|--------------------------------|---|
| INSULATOR | Black glass filled polyester PCT-GF30-FR |
| FLAMMABILITY | UL 94V-0 |
| SLEEVE | Brass CuZn36Pb3 (C36000) |
| CONTACT CLIP (3 FINGER) | Beryllium copper (C17200) |
| MATING PIN Ø | 0.38 to 0.50 mm |
| FORCES | 0.5 N typ. insertion 0.2 N typ. withdrawal (polished steel gauge Ø 0.41 mm) |
| MECHANICAL LIFE | Min. 500 cycles |
| RATED CURRENT | 1 A |
| CONTACT RESISTANCE | Max. 20 mΩ |
| DIELECTRIC STRENGTH | Min. 500 V _{RMS} |

For corresponding pin connectors, see pages 51-54.



Other plating on request (see page 178 for plating specs).

ORDERING INFORMATION ROHS COMPLIANT PARTS

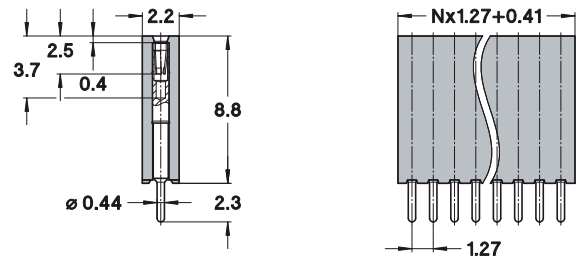
| PP PLATING CODE | SLEEVE | CLIP |
|-----------------|--------|--------------|
| 87 | Tin | Flash gold |
| 83 | Tin | 0.75 µm gold |

851-PP-009-10-477101

Straight socket connector height 8.8 mm, solder tail, single row

Standard number of contacts: 9

Please consult for other pin number





preci-dip

WWW.PRECIDIP.COM TEL +41 32 421 04 00 SALES@PRECIDIP.COM

SOCKET CONNECTORS 1.27 mm


SINGLE ROW / DOUBLE ROW / TRIPLE ROW / SOLDER TAIL, RIGHT ANGLE

Ultraminiature PCB socket connectors, solder tail right angle.

TECHNICAL SPECIFICATIONS (FOR GENERAL SPECS, SEE PAGE 43)

| | |
|-------------------------|---|
| INSULATOR | Black glass filled polyester PCT-GF30-FR |
| FLAMMABILITY | UL 94V-0 |
| SLEEVE | Brass CuZn36Pb3 (C36000) |
| CONTACT CLIP (3 FINGER) | Beryllium copper (C17200) |
| MATING PIN Ø | 0.38 to 0.50 mm |
| FORCES | 0.5 N typ. insertion 0.2 N typ. withdrawal (polished steel gauge Ø 0.41 mm) |
| MECHANICAL LIFE | Min. 500 cycles |
| RATED CURRENT | 1 A |
| CONTACT RESISTANCE | Max. 20 mΩ |
| DIELECTRIC STRENGTH | Min. 500 V _{RMS} |

For corresponding pin connectors, see pages 51-54.



ORDERING INFORMATION ROHS COMPLIANT PARTS

| PP PLATING CODE | SLEEVE | CLIP |
|-----------------|--------|--------------|
| 87 | Tin | Flash gold |
| 83 | Tin | 0.75 µm gold |

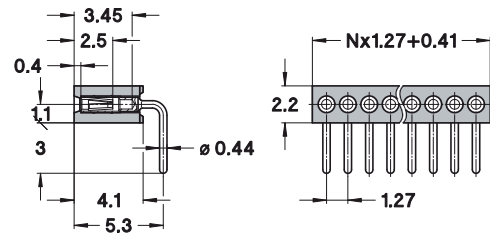
Other plating on request (see page 178 for plating specs).

NNN number of poles. Replace **NNN** with the requested number of poles, e.g. 851-87-**NNN**-20-001101 for a single row version with 8 pins becomes 851-87-**008**-20-001101.

851-PP-NNN-20-001101

Right angle socket connector, solder tail, single row

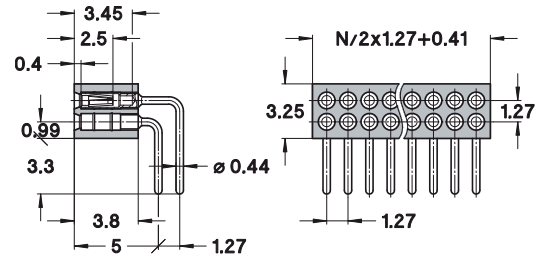
AVAILABILITY FROM 2 to 50 contacts
(standard number of contacts: 25 and 50)



853-PP-NNN-20-001101

Right angle socket connector, solder tail, double row

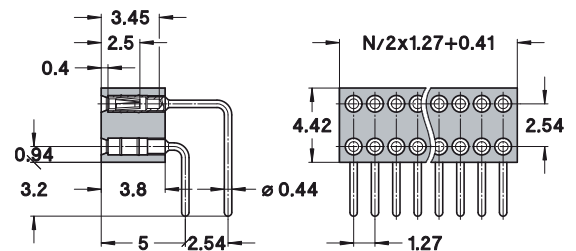
AVAILABILITY FROM 4 to 100 contacts
(standard number of contacts: 50 and 100)



853-PP-NNN-20-002101

Right angle socket connector, solder tail, double row with 2.54 mm row to row distance

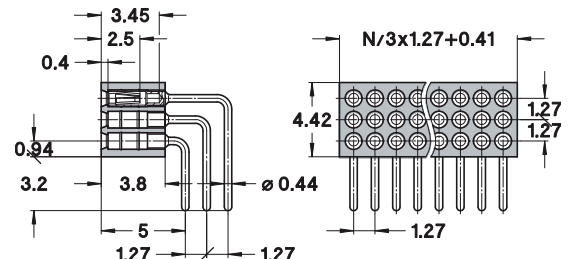
AVAILABILITY FROM 4 to 100 contacts
(standard number of contacts: 100)



855-PP-NNN-20-001101

Right angle receptacle, solder tail, triple row

AVAILABILITY FROM 9 to 150 contacts
(standard number of contacts: 150)





preci-dip

WWW.PRECIDIP.COM TEL +41 32 421 04 00 SALES@PRECIDIP.COM

SOCKET CONNECTORS 1.27 mm


SINGLE ROW / DOUBLE ROW / TRIPLE ROW / SURFACE MOUNT

Ultraminiature PCB socket connectors, SMD mount.

TECHNICAL SPECIFICATIONS (FOR GENERAL SPECS, SEE PAGE 43)

| | |
|--------------------------------|---|
| INSULATOR | Black glass filled polyester PCT-GF30-FR |
| FLAMMABILITY | UL 94V-0 |
| SLEEVE | Brass CuZn36Pb3 (C36000) |
| CONTACT CLIP (3 FINGER) | Beryllium copper (C17200) |
| MATING PIN Ø | 0.35 to 0.50 mm |
| FORCES | 0.5 N typ. insertion 0.2 N typ. withdrawal (polished steel gauge Ø 0.41 mm) |
| MECHANICAL LIFE | Min. 500 cycles |
| RATED CURRENT | 1 A |
| CONTACT RESISTANCE | Max. 20 mΩ |
| DIELECTRIC STRENGTH | Min. 500 V _{RMS} |
| COPLANARITY | |
| SMD TERMINATIONS | Max. 0.1 mm (measured on 25 mm long connectors) |

For corresponding pin connectors, see pages 51-54.



Other plating on request (see page 178 for plating specs).

NNN number of poles. Replace **NNN** with the requested number of poles, e.g. 851-83-**NNN**-30-001101 for a single row version with 8 pins becomes 851-83-**008**-30-001101.

ORDERING INFORMATION ROHS COMPLIANT PARTS

| PP PLATING CODE | SLEEVE | CLIP |
|-----------------|--------|--------------|
| 87 | Tin | Flash gold |
| 83 | Tin | 0.75 µm gold |

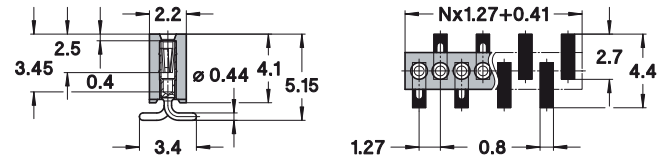
Bulk: T & R Packaging with pick & place cap* :

851-PP-**NNN**-30-001101 851-PP-**NNN**-30-001191

SMD socket connector, single row, perpendicular mount

AVAILABILITY FROM 3 to 50 contacts
(standard number of contacts: 25 and 50)
For connectors having more than 19 contacts, the coplanarity issue is to be addressed specifically

*Please consult www.precidip.com for availability size of tape, size of reel, number of components per reel and packing units.



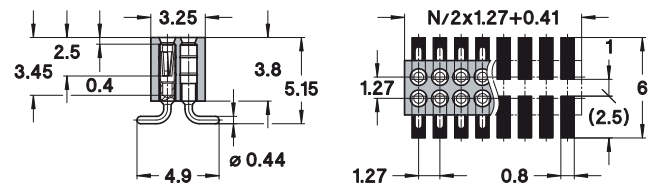
Bulk: T & R Packaging with pick & place cap* :

853-PP-**NNN**-30-001101 853-PP-**NNN**-30-001191

SMD socket connector, double row, perpendicular mount

AVAILABILITY FROM 4 to 100 contacts
(standard number of contacts: 50 and 100)
For connectors having more than 19 contacts per row, the coplanarity issue is to be addressed specifically

*Please consult www.precidip.com for availability size of tape, size of reel, number of components per reel and packing units.



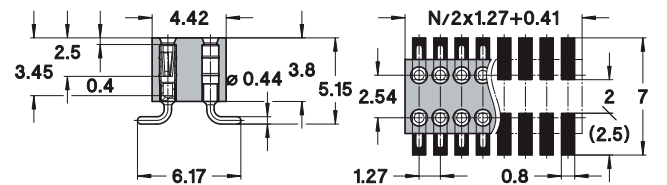
Bulk: T & R Packaging with pick & place cap* :

853-PP-**NNN**-30-002101 853-PP-**NNN**-30-002191

SMD socket connector, double row with 2.54 mm row to row distance, perpendicular mount

AVAILABILITY FROM 4 to 100 contacts
(standard number of contacts: 100)
For connectors having more than 19 contacts per row, the coplanarity issue is to be addressed specifically

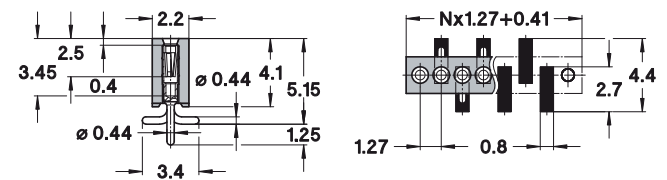
*Please consult www.precidip.com for availability size of tape, size of reel, number of components per reel and packing units.



851-PP-**NNN**-30-136101

SMD socket connector, single row, perpendicular mount with 2 positioning pins

AVAILABILITY FROM 5 to 50 contacts
(standard number of contacts: 25 and 50)
For connectors having more than 19 contacts, the coplanarity issue is to be addressed specifically





preci-dip

WWW.PRECIDIP.COM TEL +41 32 421 04 00 SALES@PRECIDIP.COM

SOCKET CONNECTORS 1.27 mm

SINGLE ROW / DOUBLE ROW / SURFACE MOUNT

Ultraminiature PCB socket connectors, SMD mount.

TECHNICAL SPECIFICATIONS (FOR GENERAL SPECS, SEE PAGE 43)

| | |
|--------------------------------|---|
| INSULATOR | Black glass filled polyester PCT-GF30-FR |
| FLAMMABILITY | UL 94V-0 |
| SLEEVE | Brass CuZn36Pb3 (C36000) |
| CONTACT CLIP (4 FINGER) | Beryllium copper (C17200) |
| MATING PIN Ø | 0.38 to 0.50 mm |
| FORCES | 0.5 N typ. insertion 0.2 N typ. withdrawal (polished steel gauge Ø 0.41 mm) |
| MECHANICAL LIFE | Min. 500 cycles |
| RATED CURRENT | 1 A |
| CONTACT RESISTANCE | Max. 20 mΩ |
| DIELECTRIC STRENGTH | Min. 500 V _{RMS} |
| COPLANARITY | |
| SMD TERMINATIONS | Max. 0.1 mm (measured on 25 mm long connectors) |

For corresponding pin connectors, see pages 51-54.



Other plating on request (see page 178 for plating specs).

NNN number of poles. Replace **NNN** with the requested number of poles, e.g. 851-83-**NNN**-40-001101 for a single row version with 8 pins becomes 851-83-**008**-40-001101.

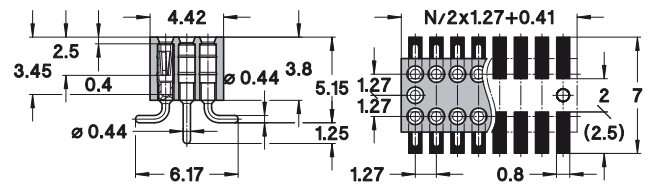
ORDERING INFORMATION ROHS COMPLIANT PARTS

| PP PLATING CODE | SLEEVE | CLIP |
|-----------------|--------|--------------|
| 87 | Tin | Flash gold |
| 83 | Tin | 0.75 µm gold |

853-PP-NNN-30-051101

SMD socket connector, double row with 2.54 mm row to row distance, perpendicular mount with 2 positioning pins

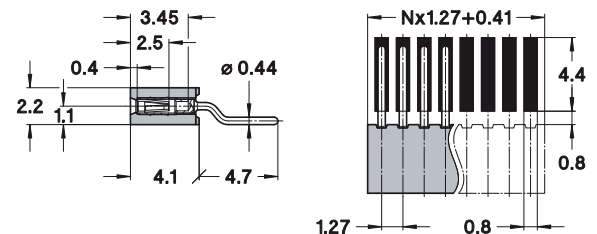
AVAILABILITY FROM 4 to 100 contacts
(standard number of contacts: 100)
For connectors having more than 19 contacts per row, the coplanarity issue is to be addressed specifically



851-PP-NNN-40-001101

SMD socket connector, single row, parallel mount with long solder termination

AVAILABILITY FROM 2 to 50 contacts
(standard number of contacts: 25 and 50)
For connectors having more than 19 contacts, the coplanarity issue is to be addressed specifically

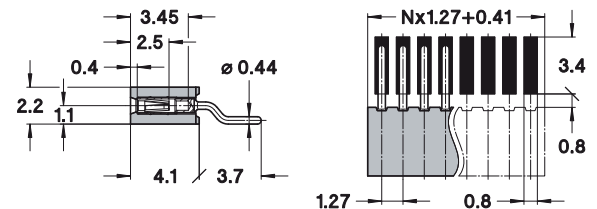


Bulk: T & R Packaging*:

851-PP-NNN-40-252101 851-PP-NNN-40-252191

SMD socket connector, single row, parallel mount

AVAILABILITY FROM 2 to 50 contacts
(standard number of contacts: 25 and 50)
For connectors having more than 19 contacts, the coplanarity issue is to be addressed specifically



*Please consult www.precidip.com for availability size of tape, size of reel, number of components per reel and packing units.



preci-dip

WWW.PRECIDIP.COM TEL +41 32 421 04 00 SALES@PRECIDIP.COM

PIN CONNECTORS 1.27 mm

SINGLE ROW / DOUBLE ROW / TRIPLE ROW / SOLDER TAIL

Ultraminiature PCB pin connectors, solder tail.

TECHNICAL SPECIFICATIONS (FOR GENERAL SPECS, SEE PAGE 43)

| | |
|---------------------|--|
| INSULATOR | Black glass filled polyester PCT-GF30-FR |
| FLAMMABILITY | UL 94V-0 |
| CONTACT | Brass CuZn36Pb3 (C36000) |
| CONNECTING PIN Ø | 0.41 mm |
| MECHANICAL LIFE | Min. 500 cycles |
| RATED CURRENT | 1 A |
| DIELECTRIC STRENGTH | Min. 1'000 V _{RMS} |

For corresponding socket connectors, see pages 46-50.

ORDERING INFORMATION ROHS COMPLIANT PARTS

| PP PLATING CODE | TERMINATION | CONNECTING PIN |
|-----------------|--------------|----------------|
| 10 | 0.25 µm gold | 0.25 µm gold |
| 80 | Tin | Tin |



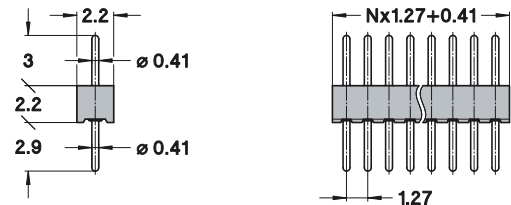
Other plating on request (see page 178 for plating specs).

NNN number of poles. Replace **NNN** with the requested number of poles, e.g. 852-10-**NNN**-10-001101 for a double row version with 16 pins becomes 852-10-**016**-10-001101.

850-PP-NNN-10-001101

Straight pin connector, solder tail, single row

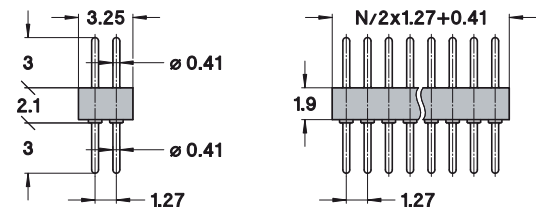
AVAILABILITY FROM 2 to 50 contacts
(standard number of contacts: 25 and 50)



852-PP-NNN-10-001101

Straight pin connector, solder tail, double row

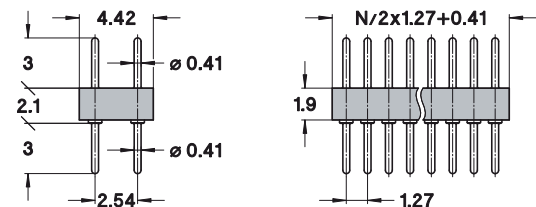
AVAILABILITY FROM 4 to 100 contacts
(standard number of contacts: 50 and 100)



852-PP-NNN-10-002101

Straight pin connector, solder tail, double row with 2.54 mm row to row distance

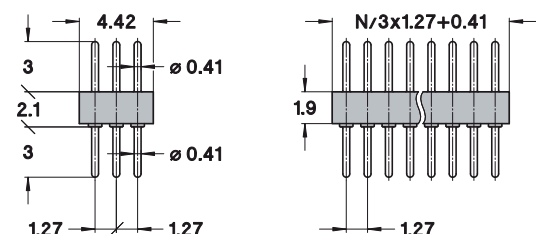
AVAILABILITY FROM 4 to 100 contacts
(standard number of contacts: 100)



854-PP-NNN-10-001101

Straight pin connector, solder tail, triple row

AVAILABILITY FROM 9 to 150 contacts
(standard number of contacts: 150)





preci-dip

WWW.PRECIDIP.COM TEL +41 32 421 04 00 SALES@PRECIDIP.COM

PIN CONNECTORS 1.27 mm

SINGLE ROW / DOUBLE ROW / TRIPLE ROW / SOLDER TAIL, RIGHT ANGLE

Ultraminiature PCB pin connectors, solder tail, right angle.

TECHNICAL SPECIFICATIONS (FOR GENERAL SPECS, SEE PAGE 43)

| | |
|---------------------|--|
| INSULATOR | Black glass filled polyester PCT-GF30-FR |
| FLAMMABILITY | UL 94V-0 |
| CONTACT | Brass CuZn36Pb3 (C36000) |
| CONNECTING PIN Ø | 0.41 mm |
| MECHANICAL LIFE | Min. 500 cycles |
| RATED CURRENT | 1 A |
| DIELECTRIC STRENGTH | Min. 1'000 V _{RMS} |

For corresponding socket connectors, see pages 46-50.

ORDERING INFORMATION ROHS COMPLIANT PARTS

| PP PLATING CODE | TERMINATION | CONNECTING PIN |
|-----------------|--------------|----------------|
| 10 | 0.25 µm gold | 0.25 µm gold |
| 80 | Tin | Tin |



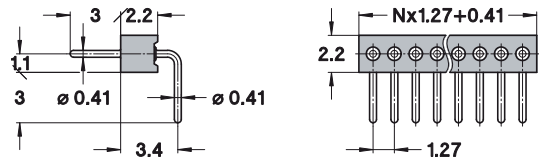
Other plating on request (see page 178 for plating specs).

NNN number of poles. Replace **NNN** with the requested number of poles, e.g. 852-10-**NNN**-20-001101 for a double row version with 16 pins becomes 852-10-**016**-20-001101.

850-PP-NNN-20-001101

Right angle pin connector, solder tail, single row

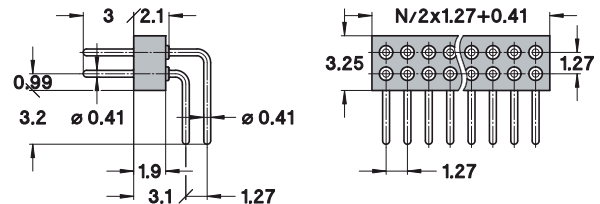
AVAILABILITY FROM 2 to 50 contacts
(standard number of contacts: 25 and 50)



852-PP-NNN-20-001101

Right angle pin connector, solder tail, double row

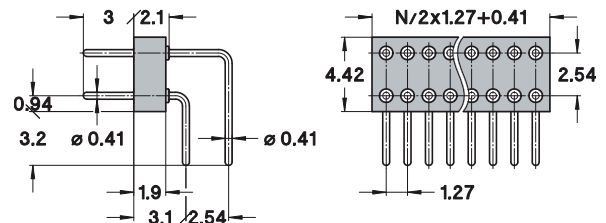
AVAILABILITY FROM 4 to 100 contacts
(standard number of contacts: 50 and 100)



852-PP-NNN-20-002101

Right angle pin connector, solder tail, double row with 2.54 mm row to row distance

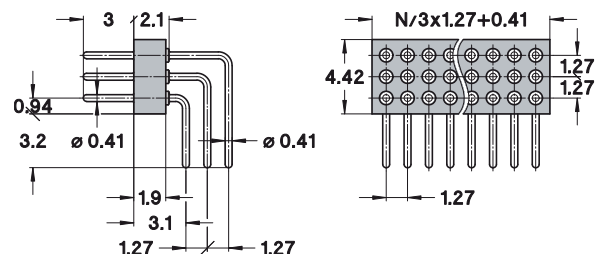
AVAILABILITY FROM 4 to 100 contacts
(standard number of contacts: 100)



854-PP-NNN-20-001101

Right angle pin connector, solder tail, triple row

AVAILABILITY FROM 9 to 150 contacts
(standard number of contacts: 150)





preci-dip

WWW.PRECIDIP.COM TEL +41 32 421 04 00 SALES@PRECIDIP.COM

PIN CONNECTORS 1.27 mm


SINGLE ROW / DOUBLE ROW / SURFACE MOUNT

Ultraminiature PCB pin connectors, SMD mount.

TECHNICAL SPECIFICATIONS (FOR GENERAL SPECS, SEE PAGE 43)

| | |
|----------------------------|---|
| INSULATOR | Black glass filled polyester PCT-GF30-FR |
| FLAMMABILITY | UL 94V-0 |
| CONTACT | Brass CuZn36Pb3 (C36000) |
| CONNECTING PIN Ø | 0.41 mm |
| MECHANICAL LIFE | Min. 500 cycles |
| RATED CURRENT | 1 A |
| DIELECTRIC STRENGTH | Min. 1'000 V _{RMS} |
| COPLANARITY | |
| SMD TERMINATIONS | Max. 0.1 mm (measured on 25 mm long connectors) |

For corresponding socket connectors, see pages 46-50.



ORDERING INFORMATION ROHS COMPLIANT PARTS

| PP PLATING CODE | TERMINATION | CONNECTING PIN |
|-----------------|--------------|----------------|
| 10 | 0.25 µm gold | 0.25 µm gold |
| 80 | Tin | Tin |

Other plating on request (see page 178 for plating specs).

NNN number of poles. Replace **NNN** with the requested number of poles, e.g. 852-10-**NNN**-30-001101 for a double row version with 16 pins becomes 852-10-**016**-30-001101.

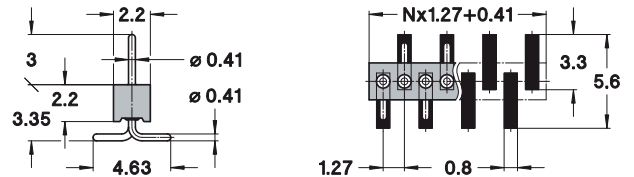
Bulk: T & R Packaging with pick & place cap* :

850-PP-**NNN**-30-001101 850-PP-**NNN**-30-001191

SMD pin connector, single row, perpendicular mount

AVAILABILITY FROM 3 to 50 contacts
(standard number of contacts: 25 and 50)
For connectors having more than 19 contacts, the coplanarity issue is to be addressed specifically

*Please consult www.precidip.com for availability size of tape, size of reel, number of components per reel and packing units.



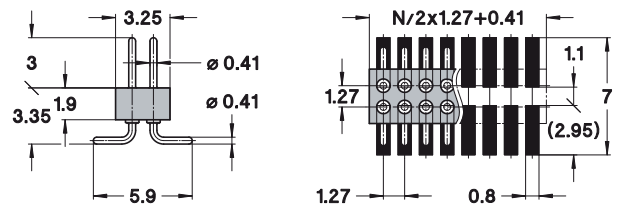
Bulk: T & R Packaging with pick & place cap* :

852-PP-**NNN**-30-001101 852-PP-**NNN**-30-001191

SMD pin connector, double row, perpendicular mount

AVAILABILITY FROM 4 to 100 contacts
(standard number of contacts: 50 and 100)
For connectors having more than 19 contacts per row, the coplanarity issue is to be addressed specifically

*Please consult www.precidip.com for availability size of tape, size of reel, number of components per reel and packing units.



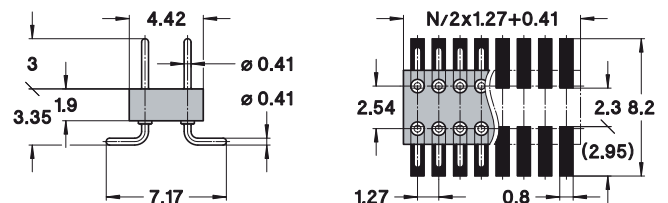
Bulk: T & R Packaging with pick & place cap* :

852-PP-**NNN**-30-002101 852-PP-**NNN**-30-002191

SMD pin connector, double row with 2.54 mm row to row distance, perpendicular mount

AVAILABILITY FROM 4 to 100 contacts
(standard number of contacts: 100)
For connectors having more than 19 contacts per row, the coplanarity issue is to be addressed specifically

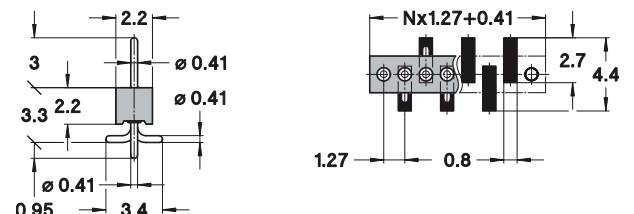
*Please consult www.precidip.com for availability size of tape, size of reel, number of components per reel and packing units.



850-PP-**NNN**-30-135101

SMD pin connector, single row, perpendicular mount with 2 positioning pins

AVAILABILITY FROM 5 to 50 contacts
(standard number of contacts: 25 and 50)
For connectors having more than 19 contacts, the coplanarity issue is to be addressed specifically





preci-dip

WWW.PRECIDIP.COM TEL +41 32 421 04 00 SALES@PRECIDIP.COM

PIN CONNECTORS 1.27 mm

SINGLE ROW / DOUBLE ROW / SURFACE MOUNT

Ultraminiature PCB pin connectors, SMD mount.

TECHNICAL SPECIFICATIONS (FOR GENERAL SPECS, SEE PAGE 43)

| | |
|----------------------------|---|
| INSULATOR | Black glass filled polyester PCT-GF30-FR |
| FLAMMABILITY | UL 94V-0 |
| CONTACT | Brass CuZn36Pb3 (C36000) |
| CONNECTING PIN Ø | 0.41 mm |
| MECHANICAL LIFE | Min. 500 cycles |
| RATED CURRENT | 1 A |
| DIELECTRIC STRENGTH | Min. 1'000 V _{RMS} |
| COPLANARITY | |
| SMD TERMINATIONS | Max. 0.1 mm (measured on 25 mm long connectors) |

For corresponding socket connectors, see pages 46-50.



ORDERING INFORMATION ROHS COMPLIANT PARTS

| PP PLATING CODE | TERMINATION | CONNECTING PIN |
|-----------------|--------------|----------------|
| 10 | 0.25 µm gold | 0.25 µm gold |
| 80 | Tin | Tin |

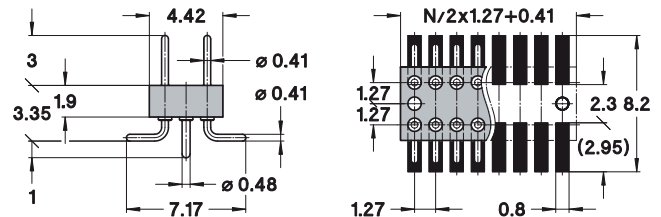
Other plating on request (see page 178 for plating specs).

NNN number of poles. Replace **NNN** with the requested number of poles, e.g. 850-10-**NNN**-40-001101 for a single row version with 16 pins becomes 850-10-**016**-40-001101.

852-PP-NNN-30-051101

SMD pin connector, double row with 2.54 mm row to row distance, perpendicular mount with 2 positioning pins

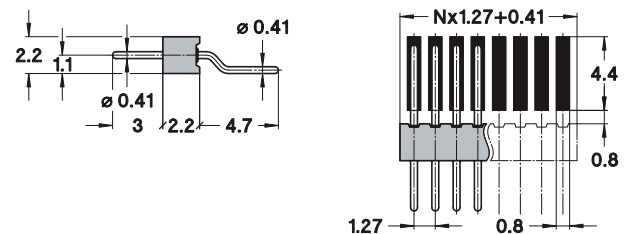
AVAILABILITY FROM 4 to 100 contacts
(standard number of contacts: 100)
For connectors having more than 19 contacts per row, the coplanarity issue is to be addressed specifically



850-PP-NNN-40-001101

SMD pin connector, single row, parallel mount with long solder termination

AVAILABILITY FROM 2 to 50 contacts
(standard number of contacts: 25 and 50)
For connectors having more than 19 contacts, the coplanarity issue is to be addressed specifically

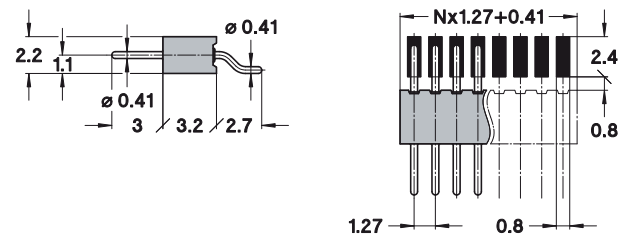


Bulk: T & R Packaging*:

850-PP-NNN-40-251101 850-PP-NNN-40-251191

SMD pin connector, single row, parallel mount short solder termination and wider insulator for easier pick and place

AVAILABILITY FROM 2 to 50 contacts
(standard number of contacts: 50)
For connectors having more than 19 contacts, the coplanarity issue is to be addressed specifically



*Please consult www.precidip.com for availability size of tape, size of reel, number of components per reel and packing units.



precidip

WWW.PRECIDIP.COM TEL +41 32 421 04 00 SALES@PRECIDIP.COM

SOCKET CONNECTORS 1.778 and 1.8 mm

SINGLE ROW / SOLDER TAIL

Socket connectors, with reduced grid spacing 1.778 and 1.8 mm, solder tail.

TECHNICAL SPECIFICATIONS (FOR GENERAL SPECS, SEE PAGE 43)

| | |
|--------------------------------|---|
| INSULATOR | Black glass filled polyester PCT-GF30-FR |
| FLAMMABILITY | UL 94V-0 |
| SLEEVE | Brass CuZn36Pb3 (C36000) |
| CONTACT CLIP (4 FINGER) | Beryllium copper (C17200) |
| MATING PIN Ø | 0.40 to 0.56 mm |
| FORCES | 2 N typ. insertion 1 N typ. withdrawal (polished steel gauge Ø 0.43 mm) |
| MECHANICAL LIFE | Min. 500 cycles |
| RATED CURRENT | 1 A |
| CONTACT RESISTANCE | Max. 10 mΩ |
| DIELECTRIC STRENGTH | Min. 1'000 V _{RMS} |

For corresponding pin connectors, see page 56.



ORDERING INFORMATION ROHS COMPLIANT PARTS

| PP PLATING CODE | SLEEVE | CLIP |
|-----------------|--------|--------------|
| 87 | Tin | Flash gold |
| 83 | Tin | 0.75 µm gold |

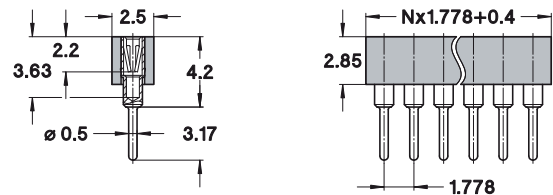
Other plating on request (see page 178 for plating specs).

NN number of poles. Replace NN with the requested number of poles, e.g. 317-87-1NN-41-005101 for a single row version with 8 pins becomes 317-87-108-41-005101.

317-PP-1NN-41-005101

Straight socket connector, single row, grid spacing 1.778 mm

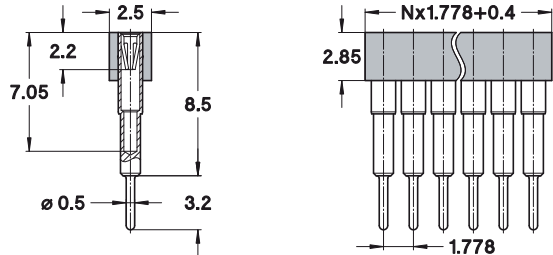
AVAILABILITY FROM 2 to 38 contacts
(standard number of contacts: 38)



317-PP-1NN-41-022101

Straight socket connector elevated, single row, grid spacing 1.778 mm

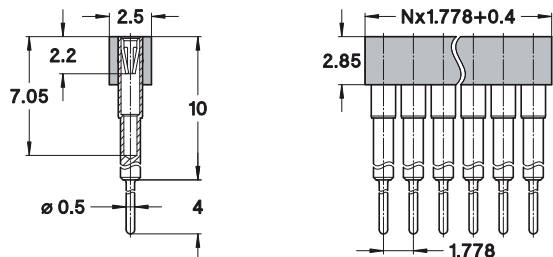
AVAILABILITY FROM 2 to 38 contacts
(standard number of contacts: 38)



317-PP-1NN-41-026101

Straight socket connector elevated, single row, grid spacing 1.778 mm

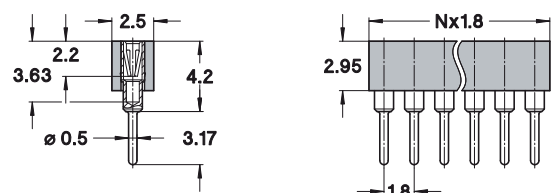
AVAILABILITY FROM 2 to 38 contacts
(standard number of contacts: 38)



317-PP-1NN-01-687101

Straight socket connector, single row, grid spacing 1.8 mm for LCD-displays

AVAILABILITY FROM 2 to 42 contacts
(standard number of contacts: 42)





preci-dip

WWW.PRECIDIP.COM TEL +41 32 421 04 00 SALES@PRECIDIP.COM

PIN CONNECTORS 1.778 mm

SINGLE ROW / SOLDER TAIL

PCB pin connectors, solder tail with reduced pin spacing 1,778 mm.


TECHNICAL SPECIFICATIONS (FOR GENERAL SPECS, SEE PAGE 43)

| | |
|---------------------|--|
| INSULATOR | Black glass filled polyester PCT-GF30-FR |
| FLAMMABILITY | UL 94V-0 |
| CONTACT | Brass CuZn36Pb3 (C36000) |
| CONNECTING PIN Ø | 0.47 mm |
| MECHANICAL LIFE | Min. 500 cycles |
| RATED CURRENT | 1 A |
| DIELECTRIC STRENGTH | Min. 1'000 V _{RMS} |

For corresponding socket connectors, see page 55.

ORDERING INFORMATION ROHS COMPLIANT PARTS

| PP PLATING CODE | TERMINATION | CONNECTING PIN |
|-----------------|--------------|----------------|
| 10 | 0.25 µm gold | 0.25 µm gold |
| 80 | Tin | Tin |



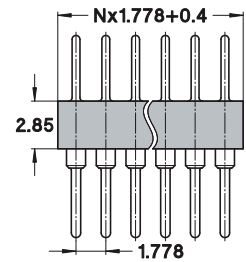
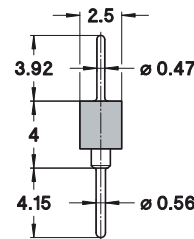
Other plating on request (see page 178 for plating specs).

NN number of poles. Replace **NN** with the requested number of poles, e.g. 350-10-1**NN**-00-012101 for a single row version with 8 pins becomes 350-10-1**08**-00-012101.

350-PP-1**NN**-00-012101

Straight pin connector, single row, grid spacing 1.778 mm

AVAILABILITY FROM 2 to 38 contacts
(standard number of contacts: 38)





preci-dip

WWW.PRECIDIP.COM TEL +41 32 421 04 00 SALES@PRECIDIP.COM

SOCKET CONNECTORS 2 mm


SINGLE ROW / DOUBLE ROW / SOLDER TAIL

"Hard metric" PCB socket connectors, solder tail.

TECHNICAL SPECIFICATIONS (FOR GENERAL SPECS, SEE PAGE 43)

| | |
|--------------------------------|---|
| INSULATOR | Black glass filled polymer LCP-GF30-FR |
| FLAMMABILITY | UL 94V-0 |
| SLEEVE | Brass CuZn36Pb3 (C36000) |
| CONTACT CLIP (6 FINGER) | Beryllium copper (C17200) |
| MATING PINS | Ø 0.40 to 0.66 mm, ∇ 0.50 mm |
| FORCES | 0.7 N typ. insertion 0.4 N typ. withdrawal (polished steel gauge Ø 0.46 mm) |
| MECHANICAL LIFE | Min. 500 cycles |
| RATED CURRENT | 3 A |
| CONTACT RESISTANCE | Max. 10 mΩ |
| DIELECTRIC STRENGTH | Min. 1'000 V _{RMS} |

For corresponding pin connectors, see pages 64-68.



ORDERING INFORMATION ROHS COMPLIANT PARTS

| PP PLATING CODE | SLEEVE | CLIP |
|-----------------|--------|--------------|
| 87 | Tin | Flash gold |
| 83 | Tin | 0.75 µm gold |

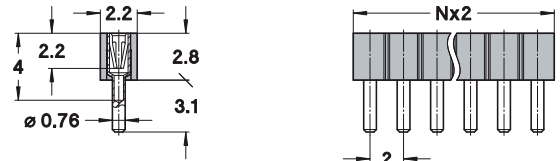
Other plating on request (see page 178 for plating specs).

NNN number of poles. Replace **NNN** with the requested number of poles, e.g. 833-87-**NNN**-10-001101 for a double row version with 16 pins becomes 833-87-**016**-10-001101.

831-PP-NNN-10-273101

Straight socket connector, low profile height 2.8 mm, solder tail, single row

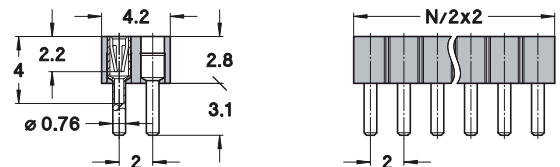
AVAILABILITY FROM 2 to 50 contacts
(standard number of contacts: 50)



833-PP-NNN-10-273101

Straight socket connector, low profile height 2.8 mm, solder tail, double row

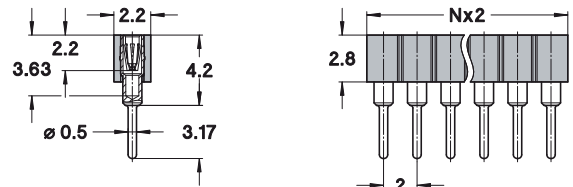
AVAILABILITY FROM 4 to 100 contacts
(standard number of contacts: 100)



831-PP-NNN-10-001101

Straight socket connector, height 4.2 mm, solder tail, single row

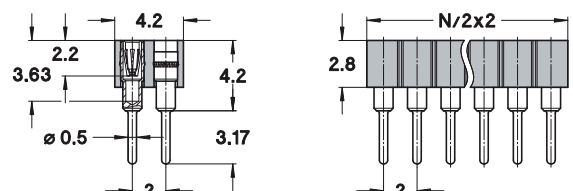
AVAILABILITY FROM 2 to 50 contacts
(standard number of contacts: 50)



833-PP-NNN-10-001101

Straight socket connector, height 4.2 mm, solder tail, double row

AVAILABILITY FROM 4 to 100 contacts
(standard number of contacts: 100)





preci-dip

WWW.PRECIDIP.COM TEL +41 32 421 04 00 SALES@PRECIDIP.COM

SOCKET CONNECTORS 2 mm


SINGLE ROW / DOUBLE ROW / SOLDER TAIL

"Hard metric" PCB socket connectors, solder tail.

TECHNICAL SPECIFICATIONS (FOR GENERAL SPECS, SEE PAGE 43)

| | |
|--------------------------------|---|
| INSULATOR | Black glass filled polymer LCP-GF30-FR (PCT-GF30-FR for 833...10-457101) |
| FLAMMABILITY | UL 94V-0 |
| SLEEVE | Brass CuZn36Pb3 (C36000) |
| CONTACT CLIP (6 FINGER) | Beryllium copper (C17200) |
| MATING PINS | Ø 0.40 to 0.56 mm, ∇ 0.50 mm |
| FORCES | 0.7 N typ. insertion 0.4 N typ. withdrawal (polished steel gauge Ø 0.46 mm) |
| MECHANICAL LIFE | Min. 500 cycles |
| RATED CURRENT | 3 A |
| CONTACT RESISTANCE | Max. 10 mΩ |
| DIELECTRIC STRENGTH | Min. 1'000 V _{RMS} |

For corresponding pin connectors, see pages 64-68.



Other plating on request (see page 178 for plating specs).

NNN number of poles. Replace **NNN** with the requested number of poles, e.g. 833-87-**NNN**-10-453101 for a double row version with 16 pins becomes 833-87-**016**-10-453101.

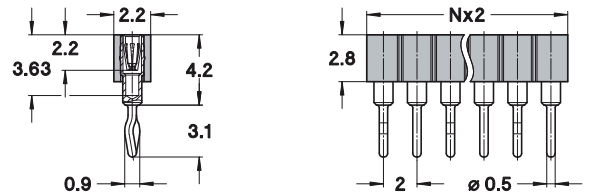
ORDERING INFORMATION ROHS COMPLIANT PARTS

| PP PLATING CODE | SLEEVE | CLIP |
|-----------------|--------|--------------|
| 87 | Tin | Flash gold |
| 83 | Tin | 0.75 µm gold |

831-PP-NNN-10-230101

Straight socket connector, height 4.2 mm, with clinched (right/left) solder tails, single row

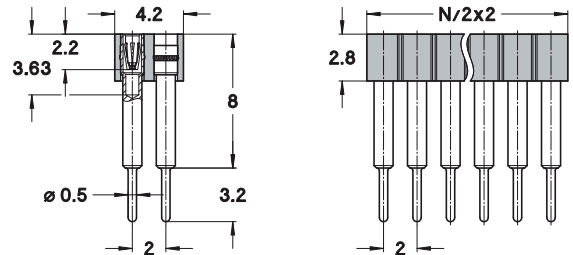
AVAILABILITY FROM 3 to 50 contacts
(standard number of contacts: 50)



833-PP-NNN-10-453101

Straight socket connector, height 8 mm, solder tail, double row

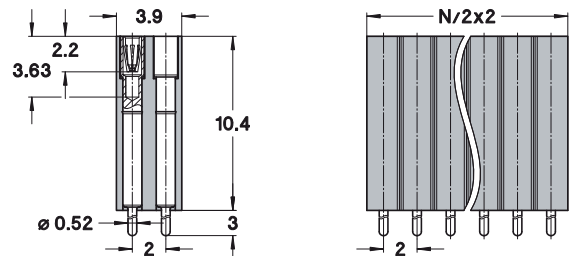
AVAILABILITY FROM 4 to 100 contacts
(standard number of contacts: 100)



833-PP-NNN-10-457101

Straight socket connector, height 10.4 mm, solder tail, double row

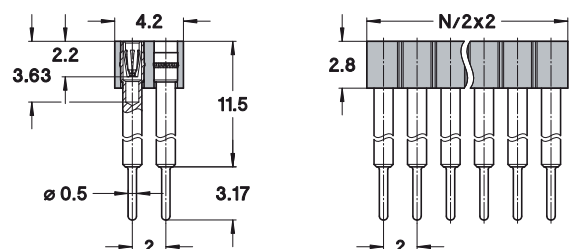
AVAILABILITY FROM 4 to 50 contacts
(standard number of contacts: 50)



833-PP-NNN-10-287101

Straight socket connector, height 11.5 mm, solder tail, double row

AVAILABILITY FROM 4 to 100 contacts
(standard number of contacts: 100)





preci-dip

WWW.PRECIDIP.COM TEL +41 32 421 04 00 SALES@PRECIDIP.COM

SOCKET CONNECTORS 2 mm


SINGLE ROW / DOUBLE ROW / SOLDER TAIL

"Hard metric" PCB socket connectors, solder tail, polarised.

TECHNICAL SPECIFICATIONS (FOR GENERAL SPECS, SEE PAGE 43)

| | |
|--------------------------------|---|
| INSULATOR | Black glass filled polymer LCP-GF30-FR |
| FLAMMABILITY | UL 94V-0 |
| SLEEVE | Brass CuZn36Pb3 (C36000) |
| CONTACT CLIP (6 FINGER) | Beryllium copper (C17200) |
| MATING PINS | Ø 0.40 to 0.66 mm, \sphericalangle 0.50 mm |
| FORCES | 0.7 N typ. insertion 0.4 N typ. withdrawal (polished steel gauge Ø 0.46 mm) |
| MECHANICAL LIFE | Min. 500 cycles |
| RATED CURRENT | 3 A |
| CONTACT RESISTANCE | Max. 10 mΩ |
| DIELECTRIC STRENGTH | Min. 1'000 V _{RMS} |

For corresponding pin connectors, see pages 64-68.



ORDERING INFORMATION ROHS COMPLIANT PARTS

| PP PLATING CODE | SLEEVE | CLIP |
|-----------------|--------|--------------|
| 87 | Tin | Flash gold |
| 83 | Tin | 0.75 µm gold |

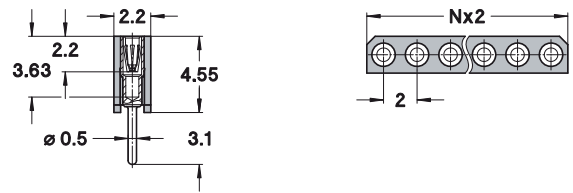
Other plating on request (see page 178 for plating specs).

NNN number of poles. Replace **NNN** with the requested number of poles, e.g. 833-87-**NNN**-10-245101 for a double row version with 26 pins becomes 833-87-**026**-10-245101.

831-PP-NNN-10-242101

Straight socket connector height 4.55 mm, solder tail, single row, polarised

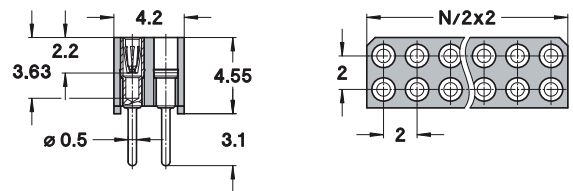
| | |
|--------------------------|-----------------------------|
| AVAILABILITY FROM | 22 contacts |
| | Other pin number on request |



833-PP-NNN-10-245101

Straight socket connector height 4.55 mm, solder tail, double row, polarised

| | |
|--------------------------|-----------------------------|
| AVAILABILITY FROM | 26 and 44 contacts |
| | Other pin number on request |



PCB CONNECTORS



preci-dip

WWW.PRECIDIP.COM TEL +41 32 421 04 00 SALES@PRECIDIP.COM

SOCKET CONNECTORS 2 mm


SINGLE ROW / DOUBLE ROW / SOLDER TAIL / RIGHT ANGLE

"Hard metric" PCB socket connectors right angle, solder tail.

TECHNICAL SPECIFICATIONS (FOR GENERAL SPECS, SEE PAGE 43)

| | |
|--------------------------------|---|
| INSULATOR | Black glass filled polymer LCP-GF30-FR |
| FLAMMABILITY | UL 94V-0 |
| SLEEVE | Brass CuZn36Pb3 (C36000) |
| CONTACT CLIP (6 FINGER) | Beryllium copper (C17200) |
| MATING PINS | Ø 0.40 to 0.66 mm, ∇ 0.50 mm |
| FORCES | 0.7 N typ. insertion 0.4 N typ. withdrawal (polished steel gauge Ø 0.46 mm) |
| MECHANICAL LIFE | Min. 500 cycles |
| RATED CURRENT | 3 A |
| CONTACT RESISTANCE | Max. 10 mΩ |
| DIELECTRIC STRENGTH | Min. 1'000 V _{RMS} |

For corresponding pin connectors, see pages 64-68.



ORDERING INFORMATION ROHS COMPLIANT PARTS

| PP PLATING CODE | SLEEVE | CLIP |
|-----------------|--------|--------------|
| 87 | Tin | Flash gold |
| 83 | Tin | 0.75 µm gold |

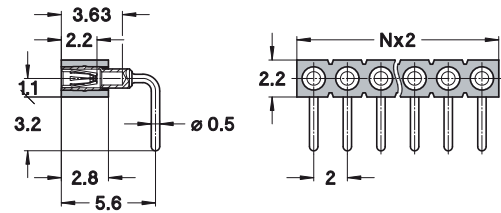
Other plating on request (see page 178 for plating specs).

NNN number of poles. Replace **NNN** with the requested number of poles, e.g. 833-87-**NNN**-20-001101 for a double row version with 16 pins becomes 833-87-**016**-20-001101.

831-PP-NNN-20-001101

Right angle socket connector, solder tail, single row

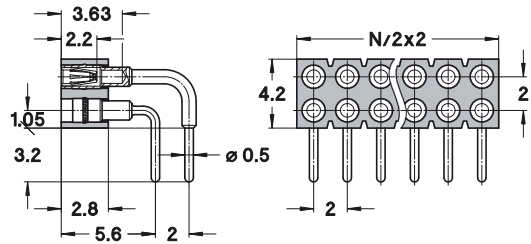
AVAILABILITY FROM 2 to 50 contacts
(standard number of contacts: 50)



833-PP-NNN-20-001101

Right angle socket connector, solder tail, double row

AVAILABILITY FROM 4 to 100 contacts
(standard number of contacts: 100)





preci-dip

WWW.PRECIDIP.COM TEL +41 32 421 04 00 SALES@PRECIDIP.COM

SOCKET CONNECTORS 2 mm


SINGLE ROW / DOUBLE ROW / SURFACE MOUNT

"Hard metric" PCB socket connectors, SMD perpendicular mount.

TECHNICAL SPECIFICATIONS (FOR GENERAL SPECS, SEE PAGE 43)

| | |
|-------------------------------------|---|
| INSULATOR | Black glass filled polymer LCP-GF30-FR |
| FLAMMABILITY | UL 94V-0 |
| SLEEVE | Brass CuZn36Pb3 (C36000) |
| CONTACT CLIP (6 FINGER) | Beryllium copper (C17200) |
| MATING PINS | Ø 0.40 to 0.56 mm, ∇ 0.50 mm |
| FORCES | 0.7 N typ. insertion 0.4 N typ. withdrawal (polished steel gauge Ø 0.46 mm) |
| MECHANICAL LIFE | Min. 500 cycles |
| RATED CURRENT | 3 A |
| CONTACT RESISTANCE | Max. 10 mΩ |
| DIELECTRIC STRENGTH | Min. 1'000 V _{RMS} |
| COPLANARITY SMD TERMINATIONS | Max. 0.1 mm (measured on 25 mm long connectors) |

For corresponding pin connectors, see pages 64-68.



Other plating on request (see page 178 for plating specs).

NNN number of poles. Replace **NNN** with the requested number of poles, e.g. 833-87-**NNN**-30-001101 for a double row version with 16 pins becomes 833-87-**016**-30-001101.

ORDERING INFORMATION ROHS COMPLIANT PARTS

| PP PLATING CODE | SLEEVE | CLIP |
|-----------------|--------|--------------|
| 87 | Tin | Flash gold |
| 83 | Tin | 0.75 µm gold |

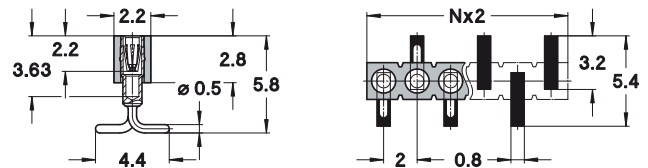
Bulk: T & R Packaging with pick & place cap* :

831-PP-**NNN**-30-001101 831-PP-**NNN**-30-001191

SMD socket connector, single row, perpendicular mount

AVAILABILITY FROM 3 to 50 contacts
(standard number of contacts: 50)
For connectors having more than 12 contacts, the coplanarity issue is to be addressed specifically

*Please consult www.precidip.com for availability size of tape, size of reel, number of components per reel and packing units.



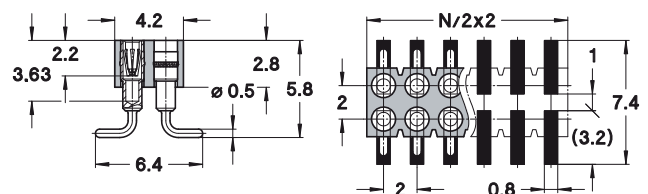
Bulk: T & R Packaging with pick & place cap* :

833-PP-**NNN**-30-001101 833-PP-**NNN**-30-001191

SMD socket connector, double row, perpendicular mount

AVAILABILITY FROM 4 to 100 contacts
(standard number of contacts: 100)
For connectors having more than 12 contacts per row, the coplanarity issue is to be addressed specifically

*Please consult www.precidip.com for availability size of tape, size of reel, number of components per reel and packing units.



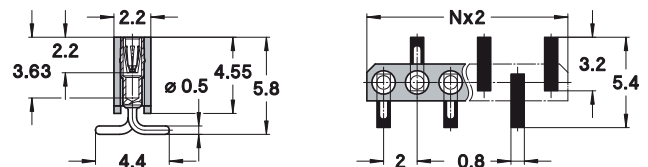
Bulk: T & R Packaging with pick & place cap* :

831-PP-**NNN**-30-242101 831-PP-**NNN**-30-242191

SMD socket connector, single row, perpendicular mount, polarised

AVAILABILITY 22 contacts
Other pin number on request
For connectors having more than 12 contacts, the coplanarity issue is to be addressed specifically

*Please consult www.precidip.com for availability size of tape, size of reel, number of components per reel and packing units.



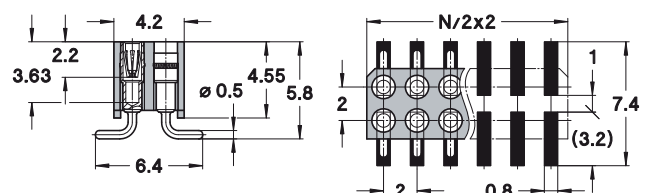
Bulk: T & R Packaging with pick & place cap* :

833-PP-**NNN**-30-245101 833-PP-**NNN**-30-245191

SMD socket connector, double row, perpendicular mount, polarised

AVAILABILITY FROM 26 and 44 contacts
Other pin number on request
For connectors having more than 12 contacts per row, the coplanarity issue is to be addressed specifically

*Please consult www.precidip.com for availability size of tape, size of reel, number of components per reel and packing units.



Due to technical progress, all information provided is subject to change without prior notice.



preci-dip

WWW.PRECIDIP.COM TEL +41 32 421 04 00 SALES@PRECIDIP.COM

SOCKET CONNECTORS 2 mm


SINGLE ROW / QUAD ROW / SURFACE MOUNT

"Hard metric" PCB socket connectors, SMD mount.

TECHNICAL SPECIFICATIONS (FOR GENERAL SPECS, SEE PAGE 43)

| | |
|-------------------------------------|---|
| INSULATOR | Black glass filled polymer LCP-GF30-FR (PCT-GF30-FR for 837...30-291101) |
| FLAMMABILITY | UL 94V-0 |
| SLEEVE | Brass CuZn36Pb3 (C36000) |
| CONTACT CLIP (6 FINGER) | Beryllium copper (C17200) |
| MATING PINS | Ø 0.40 to 0.66 mm, ∇ 0.50 mm |
| FORCES | 0.7 N typ. insertion 0.4 N typ. withdrawal (polished steel gauge Ø 0.46 mm) |
| MECHANICAL LIFE | Min. 500 cycles |
| RATED CURRENT | 3 A |
| CONTACT RESISTANCE | Max. 10 mΩ |
| DIELECTRIC STRENGTH | Min. 1'000 V _{RMS} |
| COPLANARITY SMD TERMINATIONS | Max. 0.1 mm (measured on 25 mm long connectors) |

For corresponding pin connectors, see pages 64-68.



Other plating on request (see page 178 for plating specs).

NNN number of poles. Replace **NNN** with the requested number of poles, e.g. 831-87-**NNN**-40-001101 for a single row version with 16 pins becomes 831-87-**016**-40-001101.

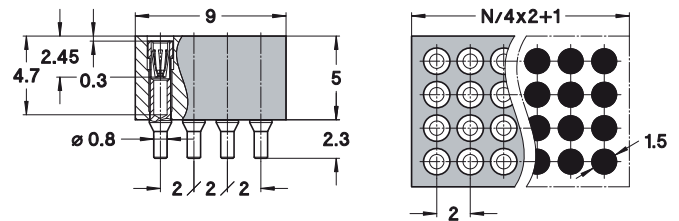
ORDERING INFORMATION ROHS COMPLIANT PARTS

| PP PLATING CODE | SLEEVE | CLIP |
|-----------------|--------|--------------|
| 87 | Tin | Flash gold |
| 83 | Tin | 0.75 μm gold |

837-83-**NNN**-30-291101

SMD socket connector, 4 row, perpendicular mount, floating pin

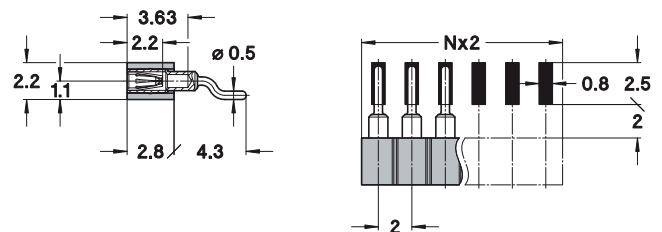
AVAILABILITY 72 and 200 contacts
Other pin number on request



Bulk: **831-PP-**NNN**-40-001101** T & R Packaging*: **831-PP-**NNN**-40-001191**

SMD socket connector, single row, parallel mount

AVAILABILITY FROM 2 to 50 contacts
(standard number of contacts: 50)
For connectors having more than 12 contacts,
the coplanarity issue is to be addressed specifically



*Please consult www.precidip.com for availability size of tape, size of reel, number of components per reel and packing units.



preci-dip

WWW.PRECIDIP.COM TEL +41 32 421 04 00 SALES@PRECIDIP.COM

SOCKET CONNECTORS 2 mm


SINGLE ROW / DOUBLE ROW / PRESS-FIT

"Hard metric" PCB socket connectors, solderless press-fit mount.

TECHNICAL SPECIFICATIONS (FOR GENERAL SPECS, SEE PAGE 43)

| | |
|--------------------------------|---|
| INSULATOR | Black glass filled polymer LCP-GF30-FR |
| FLAMMABILITY | UL 94V-0 |
| SLEEVE | Bronze CuSn4Pb4Zn4 (C54400) |
| CONTACT CLIP (6 FINGER) | Beryllium copper (C17200) |
| MATING PINS | Ø 0.40 to 0.66 mm, ∇ 0.50 mm |
| FORCES | 0.7 N typ. insertion 0.4 N typ. withdrawal (polished steel gauge Ø 0.46 mm) |
| MECHANICAL LIFE | Min. 500 cycles |
| RATED CURRENT | 3 A |
| CONTACT RESISTANCE | Max. 10 mΩ |
| DIELECTRIC STRENGTH | Min. 1'000 V _{RMS} |
| PCB HOLE Ø | 0.7 +0.07/-0.05 mm finished (0.8 ±0.025 mm drill) |

For corresponding pin connectors, see pages 64-68.



Other plating on request (see page 178 for plating specs).

NNN number of poles. Replace **NNN** with the requested number of poles, e.g. 833-87-**NNN**-64-001101 for a double row version with 16 pins becomes 833-87-**016**-64-001101.

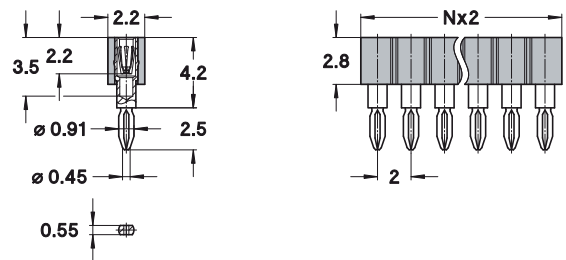
ORDERING INFORMATION ROHS COMPLIANT PARTS

| PP PLATING CODE | SLEEVE | CLIP |
|-----------------|--------|--------------|
| 87 | Tin | Flash gold |
| 83 | Tin | 0.75 µm gold |

831-PP-NNN-64-001101

Press-fit socket connector, single row, compliant pin for PCB thickness 1.5 to 2 mm

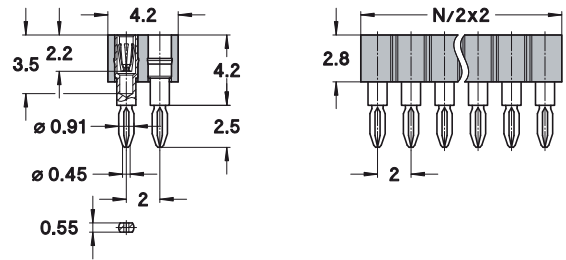
AVAILABILITY FROM 2 to 50 contacts
(standard number of contacts: 50)



833-PP-NNN-64-001101

Press-fit socket connector, double row, compliant pin for PCB thickness 1.5 to 2 mm

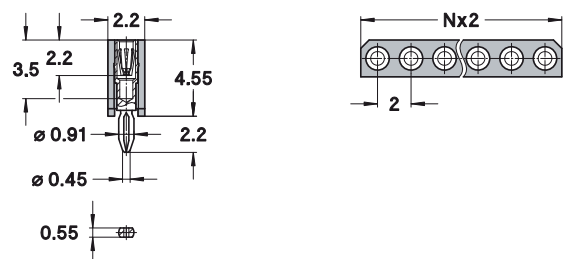
AVAILABILITY FROM 4 to 100 contacts
(standard number of contacts: 100)



831-PP-NNN-64-242101

Press-fit socket connector polarised, single row, compliant pin for PCB thickness 1.5 to 2 mm

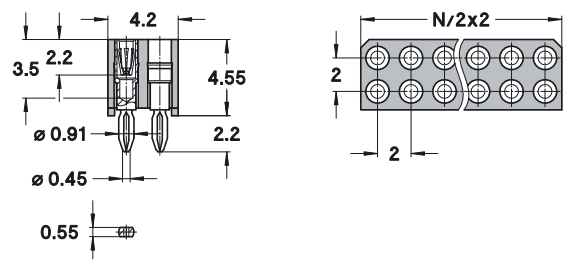
AVAILABILITY 22 contacts
Other pin number on request



833-PP-NNN-64-245101

Press-fit socket connector polarised, double row, compliant pin for PCB thickness 1.5 to 2 mm

AVAILABILITY 26 and 44 contacts
Other pin number on request





preci-dip

WWW.PRECIDIP.COM TEL +41 32 421 04 00 SALES@PRECIDIP.COM

PIN CONNECTORS 2 mm

SINGLE ROW / DOUBLE ROW / SOLDER TAIL

"Hard metric" PCB pin connectors, solder tail.

TECHNICAL SPECIFICATIONS (FOR GENERAL SPECS, SEE PAGE 43)


| | |
|----------------------------|--|
| INSULATOR | Black glass filled polymer LCP-GF30-FR |
| FLAMMABILITY | UL 94V-0 |
| CONTACT | Brass CuZn36Pb3 (C36000) |
| CONNECTING PIN Ø | 0.47 mm |
| MECHANICAL LIFE | Min. 500 cycles |
| RATED CURRENT | 3 A |
| DIELECTRIC STRENGTH | Min. 1'000 V _{RMS} |

For corresponding socket connectors, see pages 57-63.

ORDERING INFORMATION ROHS COMPLIANT PARTS

| PP PLATING CODE | TERMINATION | CONNECTING PIN |
|-----------------|--------------|----------------|
| 10 | 0.25 µm gold | 0.25 µm gold |
| 80 | Tin | Tin |
| V3* | Tin | 0.75 µm gold |

*only for 830/832...12-002101 series



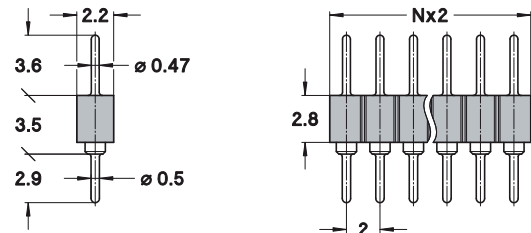
Other plating on request (see page 178 for plating specs).

NNN number of poles. Replace **NNN** with the requested number of poles, e.g. 830-10-**NNN**-10-001101 for a single row version with 8 pins becomes 830-10-**008**-10-001101.

830-PP-NNN-10-001101

Straight pin connector, solder tail, single row

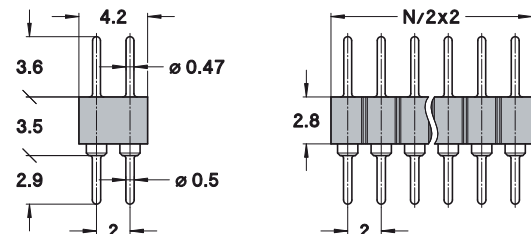
AVAILABILITY FROM 2 to 50 contacts
(standard number of contacts: 50)



832-PP-NNN-10-001101

Straight pin connector, solder tail, double row

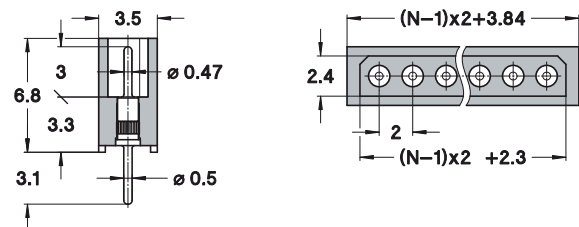
AVAILABILITY FROM 4 to 100 contacts
(standard number of contacts: 100)



830-V3-NNN-12-002101

Straight pin connector, solder tail, single row, shrouded and polarised

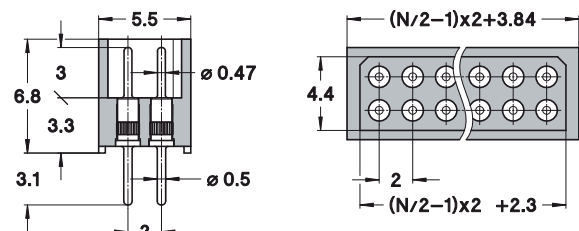
AVAILABILITY 22 contacts
Other pin number on request



832-V3-NNN-12-002101

Straight pin connector, solder tail, double row, shrouded and polarised

AVAILABILITY 26 and 44 contacts
Other pin number on request





preci-dip

WWW.PRECIDIP.COM TEL +41 32 421 04 00 SALES@PRECIDIP.COM

PIN CONNECTORS 2 mm

SINGLE ROW / DOUBLE ROW / SOLDER TAIL / RIGHT ANGLE

"Hard metric" PCB pin connectors, solder tail.

TECHNICAL SPECIFICATIONS (FOR GENERAL SPECS, SEE PAGE 43)


| | |
|----------------------------|--|
| INSULATOR | Black glass filled polymer LCP-GF30-FR |
| FLAMMABILITY | UL 94V-0 |
| CONTACT | Brass CuZn36Pb3 (C36000) |
| CONNECTING PIN Ø | 0.47 mm |
| MECHANICAL LIFE | Min. 500 cycles |
| RATED CURRENT | 3 A |
| DIELECTRIC STRENGTH | Min. 1'000 V _{RMS} |

For corresponding socket connectors, see pages 57-63.

ORDERING INFORMATION ROHS COMPLIANT PARTS

| PP PLATING CODE | TERMINATION | CONNECTING PIN |
|-----------------|--------------|----------------|
| 10 | 0.25 µm gold | 0.25 µm gold |
| 80 | Tin | Tin |
| V3* | Tin | 0.75 µm gold |

*only for 830/832...22-002101 series



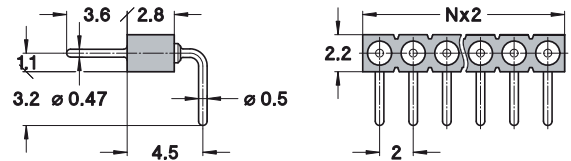
Other plating on request (see page 178 for plating specs).

NNN number of poles. Replace **NNN** with the requested number of poles, e.g. 830-10-**NNN**-20-001101 for a single row version with 8 pins becomes 830-10-**008**-20-001101.

830-PP-NNN-20-001101

Right angle pin connector, solder tail, single row

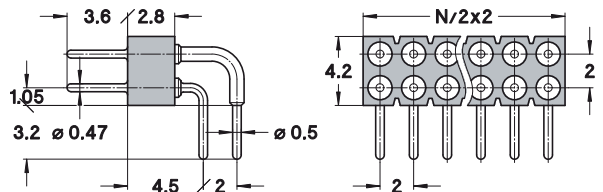
AVAILABILITY FROM 2 to 50 contacts
(standard number of contacts: 50)



832-PP-NNN-20-001101

Right angle pin connector, solder tail, double row

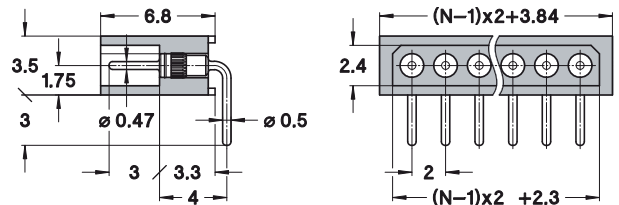
AVAILABILITY FROM 4 to 100 contacts
(standard number of contacts: 100)



830-V3-NNN-22-002101

Right angle pin connector, solder tail, single row, shrouded and polarised

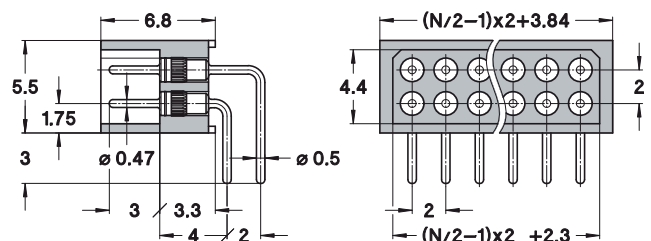
AVAILABILITY 22 contacts
Other pin number on request



832-V3-NNN-22-002101

Right angle pin connector, solder tail, double row, shrouded and polarised

AVAILABILITY 26 and 44 contacts
Other pin number on request





preci-dip

WWW.PRECIDIP.COM TEL +41 32 421 04 00 SALES@PRECIDIP.COM

PIN CONNECTORS 2 mm


SINGLE ROW / DOUBLE ROW / SURFACE MOUNT

"Hard metric" PCB pin connectors, SMD mount.

TECHNICAL SPECIFICATIONS (FOR GENERAL SPECS, SEE PAGE 43)

| | |
|------------------------------|---|
| INSULATOR | Black glass filled polymer LCP-GF30-FR |
| FLAMMABILITY | UL 94V-0 |
| CONTACT | Brass CuZn36Pb3 (C36000) |
| CONNECTING PIN Ø | 0.47 mm |
| MECHANICAL LIFE | Min. 500 cycles |
| RATED CURRENT | 3 A |
| DIELECTRIC STRENGTH | Min. 1'000 V _{RMS} |
| COPLANARITY SMD TERMINATIONS | Max. 0.1 mm (measured on 25 mm long connectors) |

For corresponding socket connectors, see pages 57-63.



ORDERING INFORMATION ROHS COMPLIANT PARTS

| PP PLATING CODE | TERMINATION | CONNECTING PIN |
|-----------------|--------------|----------------|
| 10 | 0.25 µm gold | 0.25 µm gold |
| 80 | Tin | Tin |
| V3* | Tin | 0.75 µm gold |

*only for 830/832...32-002101 series

Other plating on request (see page 178 for plating specs).

NNN number of poles. Replace **NNN** with the requested number of poles, e.g. 830-10-**NNN**-30-001101 for a single row version with 8 pins becomes 830-10-**008**-30-001101.

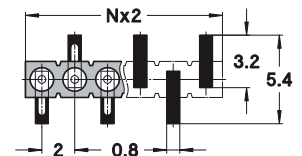
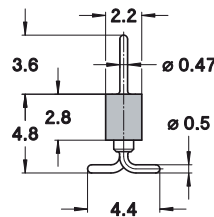
Bulk: T & R Packaging with pick & place cap* :

830-PP-**NNN**-30-001101 830-PP-**NNN**-30-001191

SMD pin connector, single row, perpendicular mount

AVAILABILITY FROM 3 to 50 contacts
(standard number of contacts: 50)
For connectors having more than 12 contacts, the coplanarity issue is to be addressed specifically

*Please consult www.precidip.com for availability size of tape, size of reel, number of components per reel and packing units.



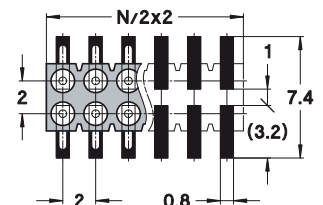
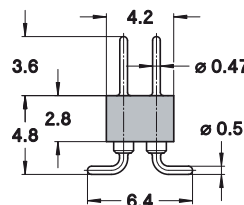
Bulk: T & R Packaging with pick & place cap* :

832-PP-**NNN**-30-001101 832-PP-**NNN**-30-001191

SMD pin connector, double row, perpendicular mount

AVAILABILITY FROM 4 to 100 contacts
(Standard number of contacts: 100)
For connectors having more than 12 contacts per row, the coplanarity issue is to be addressed specifically

*Please consult www.precidip.com for availability size of tape, size of reel, number of components per reel and packing units.



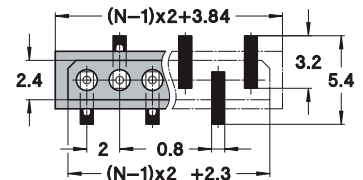
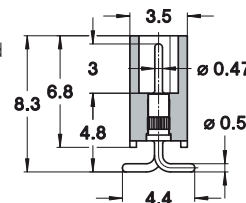
Bulk: T & R Packaging with pick & place cap* :

830-V3-**NNN**-32-002101 830-V3-**NNN**-32-002191

SMD pin connector, single row, perpendicular mount, shrouded and polarised

AVAILABILITY 22 contacts
Other pin number on request
For connectors having more than 12 contacts per row, the coplanarity issue is to be addressed specifically

*Please consult www.precidip.com for availability size of tape, size of reel, number of components per reel and packing units.



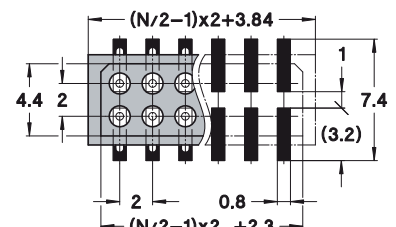
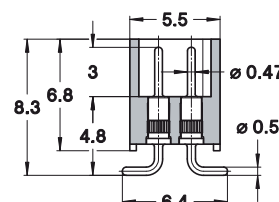
Bulk: T & R Packaging with pick & place cap* :

832-V3-**NNN**-32-002101 832-V3-**NNN**-32-002191

SMD pin connector, double row, perpendicular mount, shrouded and polarised

AVAILABILITY 26 and 44 contacts
Other pin number on request
For connectors having more than 12 contacts per row, the coplanarity issue is to be addressed specifically

*Please consult www.precidip.com for availability size of tape, size of reel, number of components per reel and packing units.





preci-dip

WWW.PRECIDIP.COM TEL +41 32 421 04 00 SALES@PRECIDIP.COM

PIN CONNECTORS 2 mm

SINGLE ROW / SURFACE MOUNT

"Hard metric" PCB pin connectors, SMD mount.


TECHNICAL SPECIFICATIONS (FOR GENERAL SPECS, SEE PAGE 43)

| | |
|------------------------------|---|
| INSULATOR | Black glass filled polymer LCP-GF30-FR |
| FLAMMABILITY | UL 94V-0 |
| CONTACT | Brass CuZn36Pb3 (C36000) |
| CONNECTING PIN Ø | 0.47 mm |
| MECHANICAL LIFE | Min. 500 cycles |
| RATED CURRENT | 3 A |
| DIELECTRIC STRENGTH | Min. 1'000 V _{RMS} |
| COPLANARITY SMD TERMINATIONS | Max. 0.1 mm (measured on 25 mm long connectors) |

For corresponding socket connectors, see pages 57-63.

ORDERING INFORMATION ROHS COMPLIANT PARTS

| PP PLATING CODE | TERMINATION | CONNECTING PIN |
|-----------------|--------------|----------------|
| 10 | 0.25 µm gold | 0.25 µm gold |
| 80 | Tin | Tin |



Other plating on request (see page 178 for plating specs).

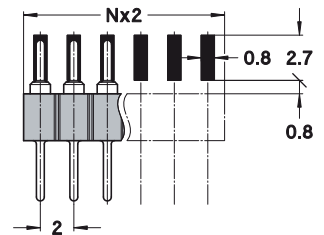
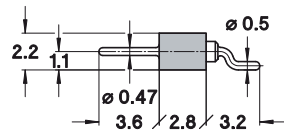
NNN number of poles. Replace **NNN** with the requested number of poles, e.g. 830-10-**NNN**-40-001101 for a single row version with 8 pins becomes 830-10-**008**-40-001101.

Bulk: 830-PP-**NNN**-40-001101 **T & R Packaging*:** 830-PP-**NNN**-40-001191

SMD pin connector, single row, parallel mount

AVAILABILITY FROM 2 to 50 contacts
(standard number of contacts: 50)
For connectors having more than 12 contacts, the coplanarity issue is to be addressed specifically

*Please consult www.precidip.com for availability size of tape, size of reel, number of components per reel and packing units.





precidip

WWW.PRECIDIP.COM TEL +41 32 421 04 00 SALES@PRECIDIP.COM

PIN CONNECTORS 2 mm

SQUARE PIN \square 0.5 mm / SINGLE ROW / DOUBLE ROW / SOLDER TAIL

Square pin headers, solder tail.


TECHNICAL SPECIFICATIONS (FOR GENERAL SPECS, SEE PAGE 43)

| | |
|---------------------|---|
| INSULATOR | Black glass filled polyamide PA-GF30-FR |
| FLAMMABILITY | UL 94V-0 |
| CONTACT | Brass |
| CONNECTING PIN | \square 0.5 mm |
| MECHANICAL LIFE | Min. 100 cycles |
| RATED CURRENT | 1 A |
| DIELECTRIC STRENGTH | Min. 500 V _{RMS} |

For corresponding socket connectors, see pages 57-63.

ORDERING INFORMATION ROHS COMPLIANT PARTS

| | | |
|-----------------|-------------|----------------|
| PP PLATING CODE | TERMINATION | CONNECTING PIN |
| 70 | Flash gold | Flash gold |



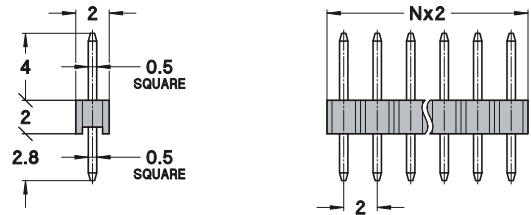
See page 178 for plating specs.

NNN number of poles. Replace **NNN** with the requested number of poles, e.g. 880-70-**NNN**-10-001101 for a single row version with 8 pins becomes 880-70-**008**-10-001101.

880-70-**NNN**-10-001101

Straight square pin header, solder tail, single row

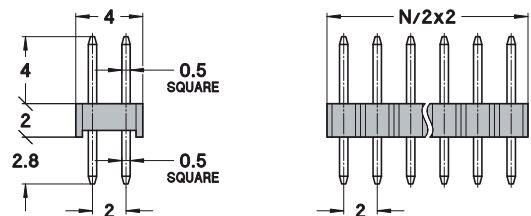
AVAILABILITY FROM 2 to 40 contacts
(standard number of contacts: 40)



882-70-**NNN**-10-001101

Straight square pin header, solder tail, double row

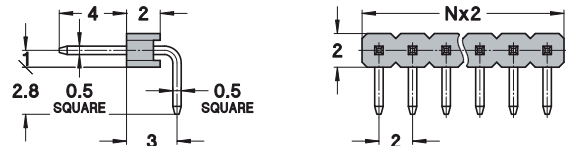
AVAILABILITY FROM 4 to 80 contacts
(standard number of contacts: 80)



880-70-**NNN**-20-001101

Right angle square pin header, solder tail, single row

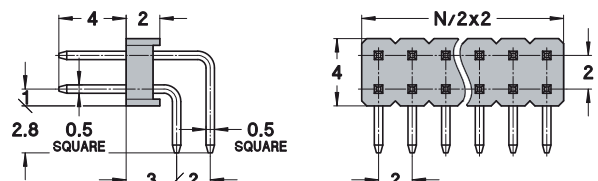
AVAILABILITY FROM 2 to 40 contacts
(standard number of contacts: 40)



882-70-**NNN**-20-001101

Right angle square pin header, solder tail, double row

AVAILABILITY FROM 4 to 80 contacts
(standard number of contacts: 80)





preci-dip

WWW.PRECIDIP.COM TEL +41 32 421 04 00 SALES@PRECIDIP.COM

SOCKET CONNECTORS 2.54 mm


MATING PIN Ø 0.47 mm / SINGLE ROW / DOUBLE ROW / SOLDER TAIL

Ultralow and very low profile socket connectors, solder tail.

TECHNICAL SPECIFICATIONS (FOR GENERAL SPECS, SEE PAGE 43)

| | |
|--------------------------------|---|
| INSULATOR | Black glass filled polyester PCT-GF30-FR |
| FLAMMABILITY | UL 94V-0 |
| SLEEVE | Brass CuZn36Pb3 (C36000) |
| CONTACT CLIP (4 FINGER) | Beryllium copper (C17200) |
| MATING PIN Ø | 0.40 to 0.52 mm |
| FORCES | 3 N typ. insertion 1.5 N typ. withdrawal (polished steel gauge Ø 0.43 mm) |
| MECHANICAL LIFE | Min. 500 cycles |
| RATED CURRENT | 1 A |
| CONTACT RESISTANCE | Max. 10 mΩ |
| DIELECTRIC STRENGTH | Min. 1'000 V _{RMS} |

For corresponding pin connectors, see pages 101-108.



ORDERING INFORMATION ROHS COMPLIANT PARTS

| PP PLATING CODE | SLEEVE | CLIP |
|-----------------|--------|--------------|
| 87 | Tin | Flash gold |
| 83 | Tin | 0.75 µm gold |

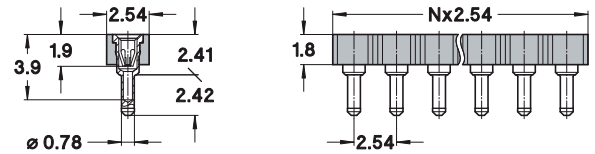
Other plating on request (see page 178 for plating specs).

NN number of poles. Replace NN with the requested number of poles, e.g. 415-83-2NN-41-001101 for a double row version with 16 pins becomes 415-83-216-41-001101.

315-PP-1NN-41-003101

Straight socket connector ultralow profile, height 2.4 mm, solder tail, single row

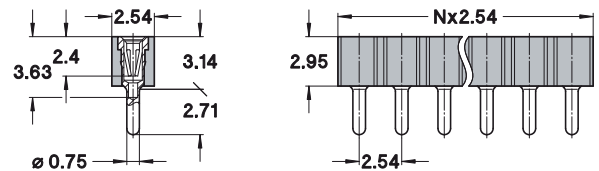
AVAILABILITY FROM 2 to 64 contacts
(standard number of contacts: 64)
Please note: ultralow version not available as double row



315-PP-1NN-41-001101

Straight socket connector very low profile, height 3.14 mm, solder tail, single row

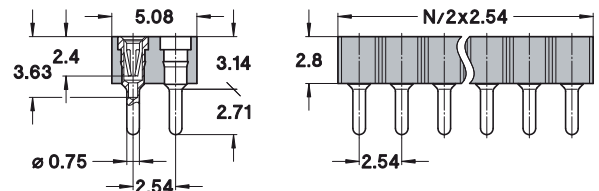
AVAILABILITY FROM 2 to 64 contacts
(standard number of contacts: 64)



415-PP-2NN-41-001101

Straight socket connector very low profile, height 3.14 mm, solder tail, double row

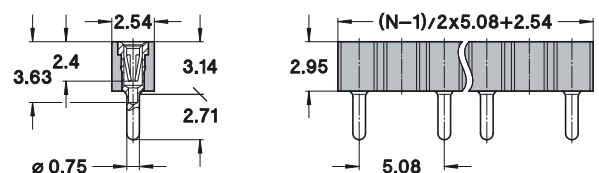
AVAILABILITY FROM 4 to 72 contacts
(standard number of contacts: 72)
Please note: ultralow version not available as double row



315-PP-1YY-01-881101

Straight socket connector very low profile, height 3.14 mm, partially equipped 5.08 mm, solder tail, single row

AVAILABILITY FROM 2 to 32 contacts
YY number of poles:
please consult for ordering code





preci-dip

WWW.PRECIDIP.COM TEL +41 32 421 04 00 SALES@PRECIDIP.COM

SOCKET CONNECTORS 2.54 mm


MATING PIN Ø 0.47 mm / SINGLE ROW / DOUBLE ROW / SOLDER TAIL

Socket connector strips, solder tail.

TECHNICAL SPECIFICATIONS (FOR GENERAL SPECS, SEE PAGE 43)

| | |
|--------------------------------|---|
| INSULATOR | Black glass filled polyester PCT-GF30-FR |
| FLAMMABILITY | UL 94V-0 |
| SLEEVE | Brass CuZn36Pb3 (C36000) |
| CONTACT CLIP (4 FINGER) | Beryllium copper (C17200) |
| MATING PIN Ø | 0.40 to 0.56 mm |
| FORCES | 2 N typ. insertion 1 N typ. withdrawal (polished steel gauge Ø 0.43 mm) |
| MECHANICAL LIFE | Min. 500 cycles |
| RATED CURRENT | 3 A |
| CONTACT RESISTANCE | Max. 10 mΩ |
| DIELECTRIC STRENGTH | Min. 1'000 V _{RMS} |

For corresponding pin connectors, see pages 101-108.



ORDERING INFORMATION ROHS COMPLIANT PARTS

| PP PLATING CODE | SLEEVE | CLIP |
|-----------------|--------|--------------|
| 87 | Tin | Flash gold |
| 83 | Tin | 0.75 µm gold |

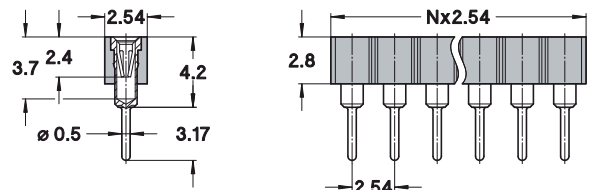
Other plating on request (see page 178 for plating specs).

NN number of poles. Replace **NN** with the requested number of poles, e.g. 410-83-2**NN**-41-001101 for a double row version with 16 pins becomes 410-83-2**16**-41-001101.

310-PP-1NN-41-001101

Straight socket connector height 4.2 mm, solder tail, single row

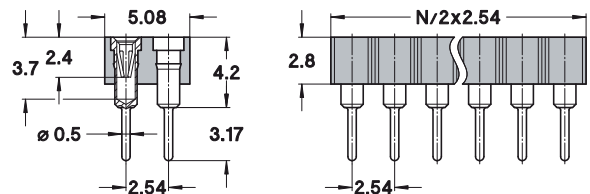
AVAILABILITY FROM 2 to 64 contacts
(standard number of contacts: 64)



410-PP-2NN-41-001101

Straight socket connector height 4.2 mm, solder tail, double row

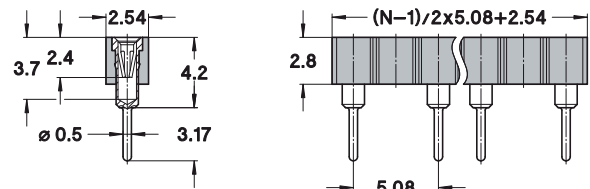
AVAILABILITY FROM 4 to 72 contacts
(standard number of contacts: 72)



310-PP-1YY-01-609101

Straight socket connector height 4.2 mm, solder tail, single row, partially equipped 5.08 mm

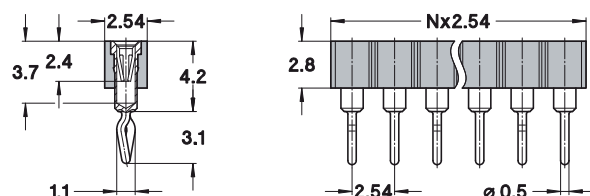
AVAILABILITY FROM 2 to 32 contacts
YY number of poles:
please consult for ordering code



310-PP-1NN-01-666101

Straight socket connector height 4.2 mm, with clinched (right/left) solder tails, single row

AVAILABILITY FROM 3 to 64 contacts
(standard number of contacts: 64)





preci-dip

WWW.PRECIDIP.COM TEL +41 32 421 04 00 SALES@PRECIDIP.COM

SOCKET CONNECTORS 2.54 mm


MATING PIN Ø 0.47 mm / SINGLE ROW / DOUBLE ROW / SOLDER TAIL

Socket connectors, long solder tail.

TECHNICAL SPECIFICATIONS (FOR GENERAL SPECS, SEE PAGE 43)

| | |
|-------------------------|---|
| INSULATOR | Black glass filled polyester PCT-GF30-FR |
| FLAMMABILITY | UL 94V-0 |
| SLEEVE | Brass CuZn36Pb3 (C36000) |
| CONTACT CLIP (4 FINGER) | Beryllium copper (C17200) |
| MATING PIN Ø | 0.40 to 0.56 mm |
| FORCES | 2 N typ. insertion 1 N typ. withdrawal (polished steel gauge Ø 0.43 mm) |
| MECHANICAL LIFE | Min. 500 cycles |
| RATED CURRENT | 3 A |
| CONTACT RESISTANCE | Max. 10 mΩ |
| DIELECTRIC STRENGTH | Min. 1'000 V _{RMS} |

For corresponding pin connectors, see pages 101-108.



ORDERING INFORMATION ROHS COMPLIANT PARTS

| PP PLATING CODE | SLEEVE | CLIP |
|-----------------|--------|--------------|
| 87 | Tin | Flash gold |
| 83 | Tin | 0.75 µm gold |

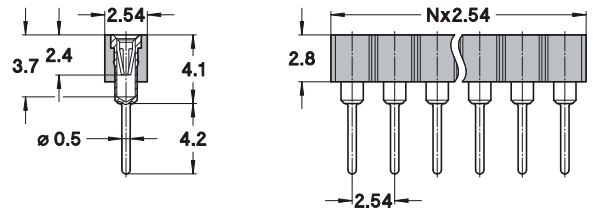
Other plating on request (see page 178 for plating specs).

NN number of poles. Replace **NN** with the requested number of poles, e.g. 411-83-2**NN**-41-001101 for a double row version with 16 pins becomes 411-83-2**16**-41-001101.

311-PP-1NN-41-001101

Straight socket connector height 4.1 mm, long solder tail, single row

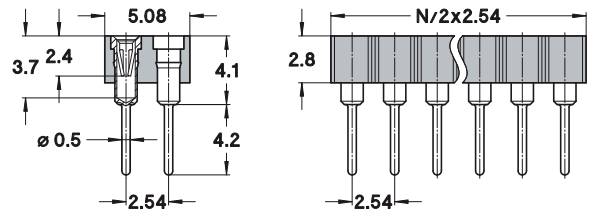
AVAILABILITY FROM 2 to 64 contacts
(standard number of contacts: 64)



411-PP-2NN-41-001101

Straight socket connector height 4.1 mm, long solder tail, double row

AVAILABILITY FROM 4 to 72 contacts
(standard number of contacts: 72)





preci-dip

WWW.PRECIDIP.COM TEL +41 32 421 04 00 SALES@PRECIDIP.COM

SOCKET CONNECTORS 2.54 mm


MATING PIN Ø 0.47 mm / SINGLE ROW / DOUBLE ROW / TRIPLE ROW
SOLDER TAIL

Socket connectors, solder tail with standoff.

TECHNICAL SPECIFICATIONS (FOR GENERAL SPECS, SEE PAGE 43)

| | |
|-------------------------|---|
| INSULATOR | Black glass filled polyester PCT-GF30-FR |
| FLAMMABILITY | UL 94V-0 |
| SLEEVE | Brass CuZn36Pb3 (C36000) |
| CONTACT CLIP (4 FINGER) | Beryllium copper (C17200) |
| MATING PIN Ø | 0.40 to 0.56 mm |
| FORCES | 2 N typ. insertion 1 N typ. withdrawal (polished steel gauge Ø 0.43 mm) |
| MECHANICAL LIFE | Min. 500 cycles |
| RATED CURRENT | 3 A |
| CONTACT RESISTANCE | Max. 10 mΩ |
| DIELECTRIC STRENGTH | Min. 1'000 V _{RMS} |

For corresponding pin connectors, see pages 101-108.



ORDERING INFORMATION ROHS COMPLIANT PARTS

| PP PLATING CODE | SLEEVE | CLIP |
|-----------------|--------|--------------|
| 87 | Tin | Flash gold |
| 83 | Tin | 0.75 µm gold |

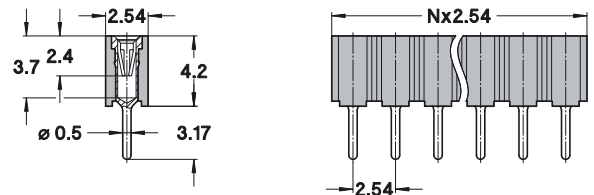
Other plating on request (see page 178 for plating specs).

NN number of poles. Replace **NN** with the requested number of poles, e.g. 410-83-2**NN**-01-640101 for a double row version with 16 pins becomes 410-83-2**16**-01-640101.

310-PP-1NN-01-640101

Straight socket connector height 4.2 mm, solder tail, single row, with standoff

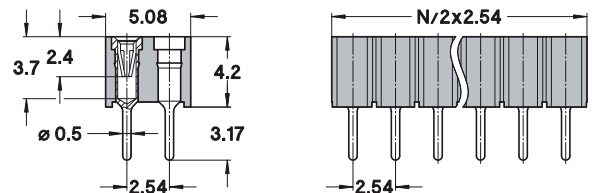
AVAILABILITY FROM 2 to 32 contacts
(standard number of contacts: 32)



410-PP-2NN-01-640101

Straight socket connector height 4.2 mm, solder tail, double row, with standoff

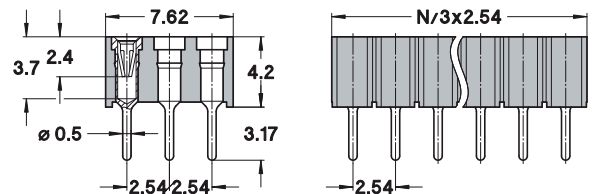
AVAILABILITY FROM 4 to 64 contacts
(standard number of contacts: 64)



410-PP-3NN-01-640101

Straight socket connector height 4.2 mm: solder tail, triple row, with standoff

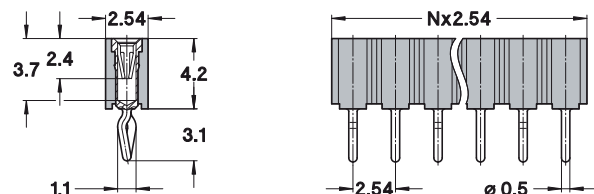
AVAILABILITY FROM 9 to 96 contacts
(standard number of contacts: 96)



310-PP-1NN-01-754101

Straight socket connector height 4.2 mm, with clinched (right/left) solder tails, single row, with standoff

AVAILABILITY FROM 3 to 32 contacts
(standard number of contacts 32):





preci-dip

WWW.PRECIDIP.COM TEL +41 32 421 04 00 SALES@PRECIDIP.COM

SOCKET CONNECTORS 2.54 mm

MATING PIN Ø 0.47 mm / DOUBLE ROW / SOLDER TAIL

Socket connectors, solder tail.

TECHNICAL SPECIFICATIONS (FOR GENERAL SPECS, SEE PAGE 43)

| | |
|-------------------------|---|
| INSULATOR | Black glass filled polyester PCT-GF30-FR |
| FLAMMABILITY | UL 94V-0 |
| SLEEVE | Brass CuZn36Pb3 (C36000) |
| CONTACT CLIP (4 FINGER) | Beryllium copper (C17200) |
| MATING PIN Ø | 0.36 to 0.46 mm |
| FORCES | 2 N typ. insertion 1 N typ. withdrawal (polished steel gauge Ø 0.43 mm) |
| MECHANICAL LIFE | Min. 500 cycles |
| RATED CURRENT | 3 A |
| CONTACT RESISTANCE | Max. 10 mΩ |
| DIELECTRIC STRENGTH | Min. 1'000 V _{RMS} |

For corresponding pin connectors, see pages 101-108.



Other plating on request (see page 178 for plating specs).

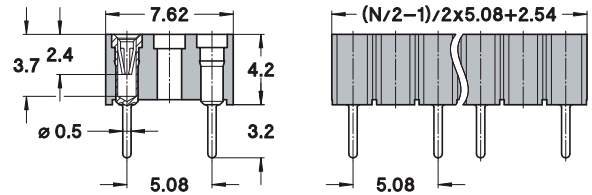
ORDERING INFORMATION ROHS COMPLIANT PARTS

| PP PLATING CODE | SLEEVE | CLIP |
|-----------------|--------|--------------|
| 87 | Tin | Flash gold |
| 83 | Tin | 0.75 µm gold |

805-PP-YYY-10-229101

Straight socket connector height 4.2 mm. solder tail, double row, partially equipped 5.08 mm

AVAILABILITY FROM 4 to 32 contacts
YYY number of poles:
 please consult for ordering code





preci-dip

WWW.PRECIDIP.COM TEL +41 32 421 04 00 SALES@PRECIDIP.COM

SOCKET CONNECTORS 2.54 mm


MATING PIN Ø 0.47 mm / SINGLE ROW / DOUBLE ROW / SOLDER TAIL

Interconnect socket strips, solder tail.

TECHNICAL SPECIFICATIONS (FOR GENERAL SPECS, SEE PAGE 43)

| | |
|--------------------------------|---|
| INSULATOR | Black glass filled polyester PCT-GF30-FR |
| FLAMMABILITY | UL 94V-0 |
| SLEEVE | Brass CuZn36Pb3 (C36000) |
| CONTACT CLIP (4 FINGER) | Beryllium copper (C17200) |
| MATING PIN Ø | 0.40 to 0.56 mm |
| FORCES | 2 N typ. insertion 1 N typ. withdrawal (polished steel gauge Ø 0.43 mm) |
| MECHANICAL LIFE | Min. 500 cycles |
| RATED CURRENT | 3 A |
| CONTACT RESISTANCE | Max. 10 mΩ |
| DIELECTRIC STRENGTH | Min. 1'000 V _{RMS} |

For corresponding pin connectors, see pages 101-108.



ORDERING INFORMATION ROHS COMPLIANT PARTS

| PP PLATING CODE | SLEEVE | CLIP |
|-----------------|--------|--------------|
| 87 | Tin | Flash gold |
| 83 | Tin | 0.75 µm gold |

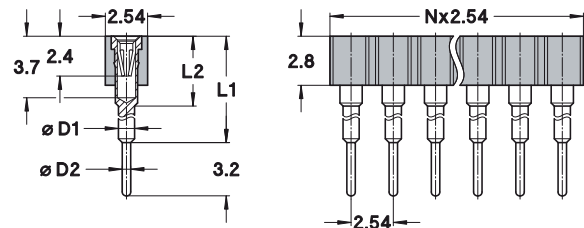
Other plating on request (see page 178 for plating specs).

NN number of poles. Replace **NN** with the requested number of poles, e.g. 416-83-2**NN**-41-007101 for a double row version with 16 pins becomes 416-83-2**16**-41-007101.

316-PP-1NN-41-XXX101

Interconnect socket strip, solder tail, single row

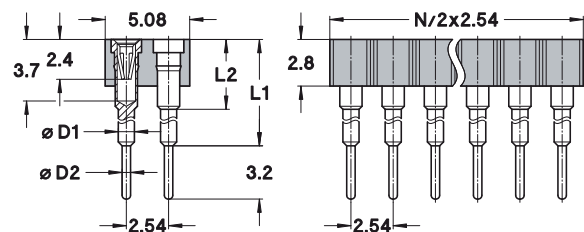
AVAILABILITY FROM 2 to 64 contacts
(standard number of contacts: 64)



416-PP-2NN-41-XXX101

Interconnect socket strip, solder tail, double row

AVAILABILITY FROM 4 to 72 contacts
(standard number of contacts: 72)



AVAILABLE CONTACT LENGTHS

| CONTACT LENGTH | | CONTACT DIAMETER | | XXX CODE |
|----------------|---------|------------------|---------|----------|
| L1 (mm) | L2 (mm) | D1 (mm) | D2 (mm) | |
| 6 | 4.2 | 1 | 0.51 | 006 |
| 7 | 4.2 | 1 | 0.51 | 018 |
| 8 | 4.2 | 1 | 0.51 | 003 |
| 9 | 4.85 | 1 | 0.46 | 012 |
| 10 | 4.2 | 1 | 0.51 | 007 |
| 11 | 4.2 | 0.85 | 0.51 | 002 |
| 12 | 4.2 | 1 | 0.51 | 008 |
| 13 | 4.2 | 1 | 0.51 | 009 |
| 15 | 4.2 | 1 | 0.51 | 001 |
| 18 | 4.2 | 1 | 0.51 | 011 |
| 22 | 4.2 | 1 | 0.51 | 004 |
| 33 | 4.2 | 1.18 | 0.51 | 013 |



preci-dip

WWW.PRECIDIP.COM TEL +41 32 421 04 00 SALES@PRECIDIP.COM

SOCKET CONNECTORS 2.54 mm


MATING PIN Ø 0.47 mm / SINGLE ROW / DOUBLE ROW / TRIPLE ROW
SOLDER TAIL

Socket connectors, solder tail.

TECHNICAL SPECIFICATIONS (FOR GENERAL SPECS, SEE PAGE 43)

| | |
|-------------------------|---|
| INSULATOR | Black glass filled polyester PCT-GF30-FR |
| FLAMMABILITY | UL 94V-0 |
| SLEEVE | Brass CuZn36Pb3 (C36000) |
| CONTACT CLIP (4 FINGER) | Beryllium copper (C17200) |
| MATING PIN Ø | 0.40 to 0.56 mm |
| FORCES | 2 N typ. insertion 1 N typ. withdrawal (polished steel gauge Ø 0.43 mm) |
| MECHANICAL LIFE | Min. 500 cycles |
| RATED CURRENT | 3 A |
| CONTACT RESISTANCE | Max. 10 mΩ |
| DIELECTRIC STRENGTH | Min. 1'000 V _{RMS} |

For corresponding pin connectors, see pages 101-108.



ORDERING INFORMATION ROHS COMPLIANT PARTS

| PP PLATING CODE | SLEEVE | CLIP |
|-----------------|--------|--------------|
| 87 | Tin | Flash gold |
| 83 | Tin | 0.75 µm gold |

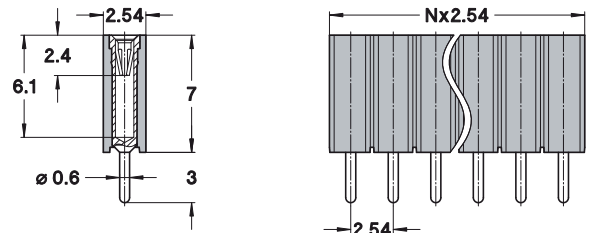
Other plating on request (see page 178 for plating specs).

NNN number of poles. Replace **NNN** with the requested number of poles, e.g. 803-83-**NNN**-10-132101 for a double row version with 16 pins becomes 803-83-**016**-10-132101.

801-PP-NNN-10-132101

Straight socket connector height 7 mm, solder tail, single row

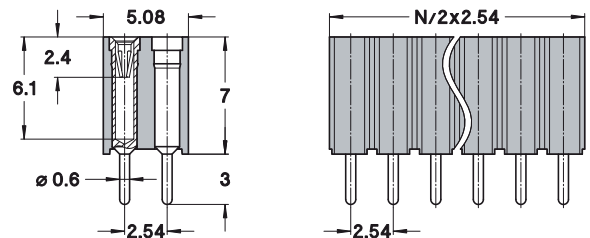
AVAILABILITY FROM 2 to 50 contacts
(standard number of contacts: 50)



803-PP-NNN-10-132101

Straight socket connector height 7 mm, solder tail, double row

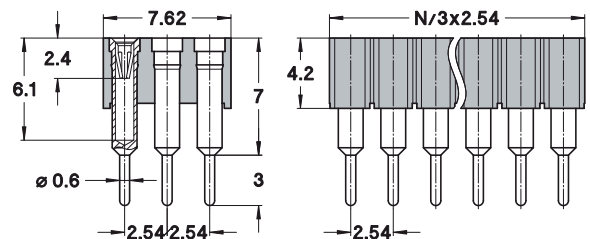
AVAILABILITY FROM 4 to 100 contacts
(standard number of contacts: 100)



805-PP-NNN-10-132101

Straight socket connector height 7 mm, solder tail, triple row

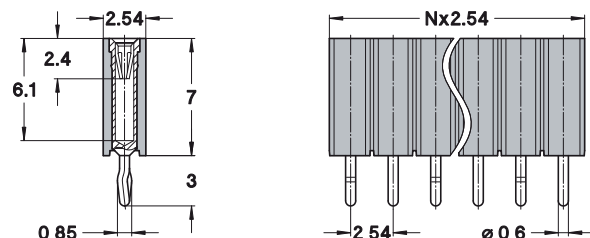
AVAILABILITY FROM 9 to 96 contacts
(standard number of contacts: 96)



801-PP-NNN-10-173101

Straight socket connector height 7 mm, with clinched (right/left) solder tails, single row

AVAILABILITY FROM 3 to 50 contacts
(standard number of contacts: 50)





preci-dip

WWW.PRECIDIP.COM TEL +41 32 421 04 00 SALES@PRECIDIP.COM

SOCKET CONNECTORS 2.54 mm

MATING PIN Ø 0.47 mm / SINGLE ROW / DOUBLE ROW / SOLDER TAIL / RIGHT ANGLE


Right angle socket connectors, solder tail.

TECHNICAL SPECIFICATIONS (FOR GENERAL SPECS, SEE PAGE 43)

| | |
|-------------------------|---|
| INSULATOR | Black glass filled polyester PCT-GF30-FR |
| FLAMMABILITY | UL 94V-0 |
| SLEEVE | Brass CuZn36Pb3 (C36000) |
| CONTACT CLIP (4 FINGER) | Beryllium copper (C17200) |
| MATING PIN Ø | 0.40 to 0.56 mm |
| FORCES | 2 N typ. insertion 1 N typ. withdrawal (polished steel gauge Ø 0.43 mm) |
| MECHANICAL LIFE | Min. 500 cycles |
| RATED CURRENT | 3 A |
| CONTACT RESISTANCE | Max. 10 mΩ |
| DIELECTRIC STRENGTH | Min. 1'000 V _{RMS} |

ORDERING INFORMATION ROHS COMPLIANT PARTS

| | | |
|-----------------|--------|--------------|
| PP PLATING CODE | SLEEVE | CLIP |
| 87 | Tin | Flash gold |
| 83 | Tin | 0.75 µm gold |



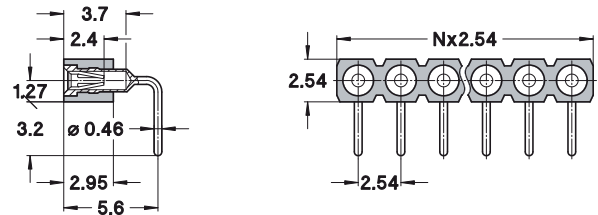
Other plating on request (see page 178 for plating specs).

NN number of poles. Replace **NN** with the requested number of poles, e.g. 499-83-2**NN**-10-003101 for a double row version with 16 pins becomes 499-83-2**16**-10-003101.

399-PP-1NN-10-003101

Right angle socket connector, single row

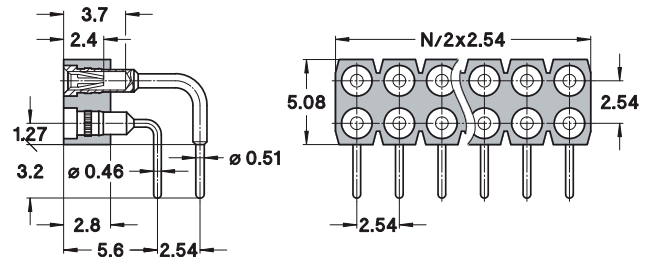
AVAILABILITY FROM 2 to 64 contacts
(standard number of contacts: 64)



499-PP-2NN-10-003101

Right angle socket connector, double row

AVAILABILITY FROM 4 to 72 contacts
(standard number of contacts 72):





preci-dip

WWW.PRECIDIP.COM TEL +41 32 421 04 00 SALES@PRECIDIP.COM

SOCKET CONNECTORS 2.54 mm


MATING PIN Ø 0.47 mm / SINGLE ROW / DOUBLE ROW / SURFACE MOUNT

Socket connectors, SMD perpendicular mount.

TECHNICAL SPECIFICATIONS (FOR GENERAL SPECS, SEE PAGE 43)

| | |
|---------------------------------|--|
| INSULATOR | Black glass filled polyester PCT-GF30-FR |
| FLAMMABILITY | UL 94V-0 |
| SLEEVE | Brass CuZn36Pb3 (C36000) |
| CONTACT CLIP (4 FINGER) | Beryllium copper (C17200) |
| MATING PIN Ø | 0.40 to 0.56 mm |
| FORCES | 2 N typ. insertion 1 N typ. withdrawal (polished steel gauge Ø 0.43 mm) |
| MECHANICAL LIFE | Min. 500 cycles |
| RATED CURRENT | 3 A |
| CONTACT RESISTANCE | Max. 10 mΩ |
| DIELECTRIC STRENGTH | Min. 1'000 V _{RMS} |
| COPLANARITY SMD TERMINATIONS | Max. 0.1 mm (measured on 25 mm long connectors) |

For corresponding pin connectors, see pages 101-108.



Other plating on request (see page 178 for plating specs).

NN number of poles. Replace NN with the requested number of poles, e.g. 410-87-2NN-41-105101 for a double row version with 16 pins becomes 410-87-216-41-105101.

ORDERING INFORMATION ROHS COMPLIANT PARTS

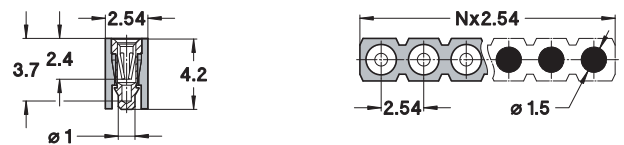
| PP PLATING CODE | SLEEVE | CLIP |
|-----------------|--------|--------------|
| 87 | Tin | Flash gold |
| 83 | Tin | 0.75 µm gold |

Bulk: 314-PP-1NN-01-899101 **T & R Packaging*:** 314-PP-1NN-01-899191

SMD socket connector, low profile, single row, perpendicular mount with self-levelling floating contacts

AVAILABILITY FROM 2 to 12 contacts
(standard number of contacts: 12)
For connectors having more than 9 contacts, the coplanarity issue is to be addressed specifically

*Please consult www.precidip.com for availability size of tape, size of reel, number of components per reel and packing units.

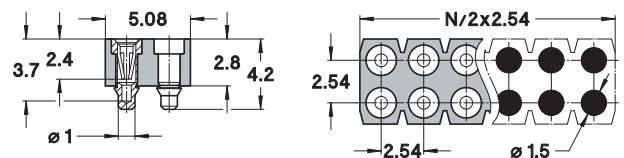


Bulk: 414-PP-2NN-41-134101 **T & R Packaging*:** 414-PP-2NN-41-134191

SMD socket connector, low profile, double row, perpendicular mount with self-levelling floating contacts

AVAILABILITY FROM 4 to 64 contacts
(standard number of contacts: 64)
For connectors having more than 9 contacts per row, the coplanarity issue is to be addressed specifically

*Please consult www.precidip.com for availability size of tape, size of reel, number of components per reel and packing units.

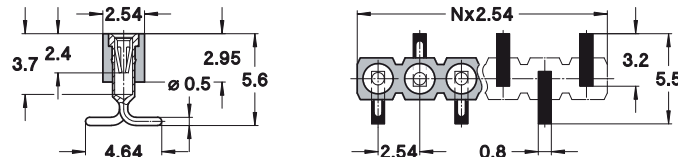


Bulk: 310-PP-1NN-41-105101 **T & R Packaging with pick & place cap*:** 310-PP-1NN-41-105191

SMD socket connector, single row, perpendicular mount with gull-wing terminations

AVAILABILITY FROM 3 to 64 contacts
(standard number of contacts: 64)
For connectors having more than 9 contacts, the coplanarity issue is to be addressed specifically

*Please consult www.precidip.com for availability size of tape, size of reel, number of components per reel and packing units.

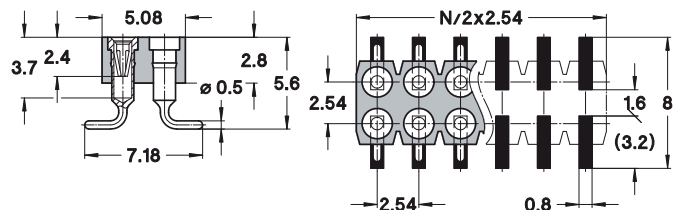


Bulk: 410-PP-2NN-41-105101 **T & R Packaging with pick & place cap*:** 410-PP-2NN-41-105191

SMD socket connector, double row, perpendicular mount with gull-wing terminations

AVAILABILITY FROM 4 to 72 contacts
(standard number of contacts: 72)
For connectors having more than 9 contacts per row, the coplanarity issue is to be addressed specifically

*Please consult www.precidip.com for availability size of tape, size of reel, number of components per reel and packing units.





preci-dip

WWW.PRECIDIP.COM TEL +41 32 421 04 00 SALES@PRECIDIP.COM


SOCKET CONNECTORS 2.54 mm

MATING PIN Ø 0.47 mm / SINGLE ROW / SURFACE MOUNT

Socket connectors, SMD parallel mount.

TECHNICAL SPECIFICATIONS (FOR GENERAL SPECS, SEE PAGE 43)

| | |
|--------------------------------|---|
| INSULATOR | Black glass filled polyester PCT-GF30-FR |
| FLAMMABILITY | UL 94V-0 |
| SLEEVE | Brass CuZn36Pb3 (C36000) |
| CONTACT CLIP (4 FINGER) | Beryllium copper (C17200) |
| MATING PIN Ø | 0.40 to 0.56 mm |
| FORCES | 2 N typ. insertion 1 N typ. withdrawal (polished steel gauge Ø 0.43 mm) |
| MECHANICAL LIFE | Min. 500 cycles |
| RATED CURRENT | 3 A |
| CONTACT RESISTANCE | Max. 10 mΩ |
| DIELECTRIC STRENGTH | Min. 1'000 V _{RMS} |
| COPLANARITY | |
| SMD TERMINATIONS | Max. 0.1 mm (measured on 25 mm long connectors) |



For corresponding pin connectors, see pages 101-108.

Other plating on request (see page 178 for plating specs).

NN number of poles. Replace **NN** with the requested number of poles, e.g. 310-87-**1NN**-41-205101 for a single row version with 8 pins becomes 310-87-**108**-41-205101.

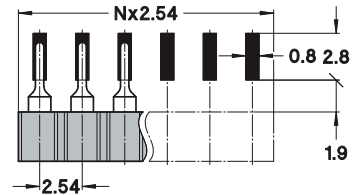
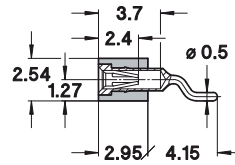
ORDERING INFORMATION ROHS COMPLIANT PARTS

| PP PLATING CODE | SLEEVE | CLIP |
|-----------------|--------|--------------|
| 87 | Tin | Flash gold |
| 83 | Tin | 0.75 µm gold |

Bulk: 310-PP-1NN-41-205101 **T & R Packaging*:** 310-PP-1NN-41-205191

SMD socket connector, single row, parallel mount

AVAILABILITY FROM 2 to 64 contacts
(standard number of contacts: 64)
For connectors having more than 9 contacts, the coplanarity issue is to be addressed specifically



*Please consult www.precidip.com for availability size of tape, size of reel, number of components per reel and packing units.



preci-dip

WWW.PRECIDIP.COM TEL +41 32 421 04 00 SALES@PRECIDIP.COM

SOCKET CONNECTORS 2.54 mm

MATING PIN Ø 0.47 mm / SINGLE ROW / DOUBLE ROW / PRESS-FIT

Socket connectors, press-fit with compliant pin for solderless mount in PCB plated through holes.


TECHNICAL SPECIFICATIONS (FOR GENERAL SPECS, SEE PAGE 43)

| | |
|--------------------------------|---|
| INSULATOR | Black glass filled polyester PCT-GF30-FR |
| FLAMMABILITY | UL 94V-0 |
| SLEEVE | Bronze CuSn4Pb4Zn4 (C54400) |
| CONTACT CLIP (4 FINGER) | Beryllium copper (C17200) |
| MATING PIN Ø | 0.40 to 0.56 mm |
| FORCES | 2 N typ. insertion 1 N typ. withdrawal (polished steel gauge Ø 0.43 mm) |
| MECHANICAL LIFE | Min. 500 cycles |
| RATED CURRENT | 3 A |
| CONTACT RESISTANCE | Max. 10 mΩ |
| DIELECTRIC STRENGTH | Min. 1'000 V _{RMS} |
| PCB HOLE Ø | 1 mm +0.09/-0.06 mm finished (1.15 ±0.025 mm drill) |

For corresponding pin connectors, see pages 101-108.

ORDERING INFORMATION ROHS COMPLIANT PARTS

| PP PLATING CODE | SLEEVE | CLIP |
|-----------------|--------|--------------|
| 87 | Tin | Flash gold |
| 83 | Tin | 0.75 µm gold |



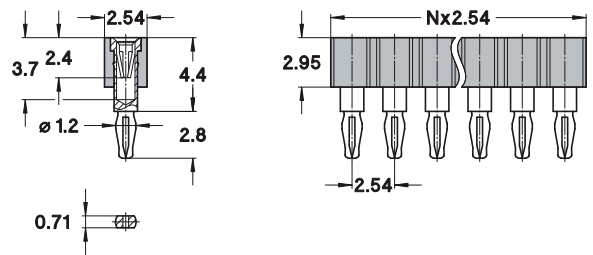
Other plating on request (see page 178 for plating specs).

NN number of poles. Replace NN with the requested number of poles, e.g. 346-83-1NN-41-036101 for a single row version with 8 pins becomes 346-83-108-41-036101.

346-PP-1NN-41-036101

Press-fit socket connector, single row, compliant pin for PCB thickness 1.5 to 2.5 mm

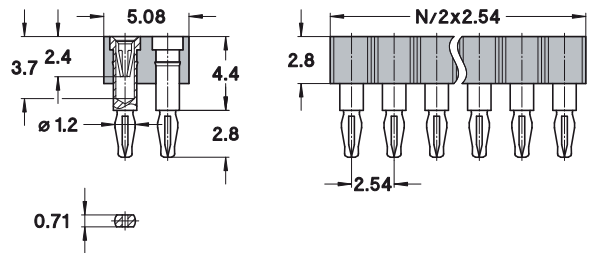
AVAILABILITY FROM 2 to 64 contacts
(standard number of contacts: 64)



446-PP-2NN-41-036101

Press-fit socket connector, double row, compliant pin for PCB thickness 1.5 to 2.5 mm

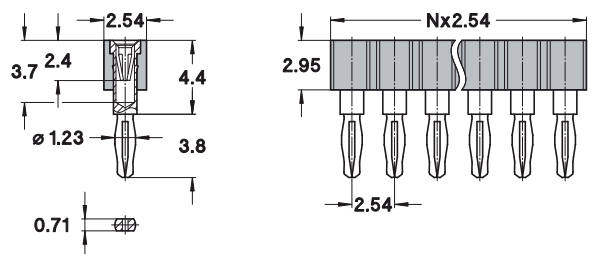
AVAILABILITY FROM 4 to 72 contacts
(standard number of contacts: 72)



346-PP-1NN-41-035101

Press-fit socket connector, single row, compliant pin for PCB thickness 2.1 to 3.2 mm

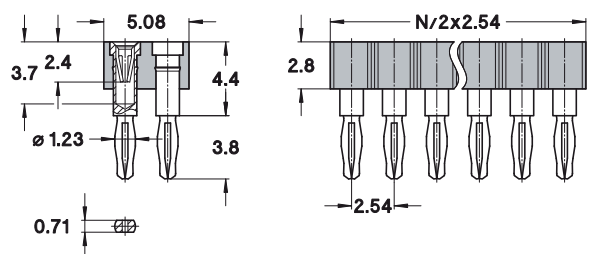
AVAILABILITY FROM 2 to 64 contacts
(standard number of contacts: 64)



446-PP-2NN-41-035101

Press-fit socket connector, double row, compliant pin for PCB thickness 2.1 to 3.2 mm

AVAILABILITY FROM 4 to 72 contacts
(standard number of contacts: 72)





preci-dip

WWW.PRECIDIP.COM TEL +41 32 421 04 00 SALES@PRECIDIP.COM

SOCKET CONNECTORS 2.54 mm

MATING PIN Ø 0.47 mm / SINGLE ROW / DOUBLE ROW / PRESS-FIT

Socket connectors, press-fit with compliant pin for solderless mount in PCB plated through holes.


TECHNICAL SPECIFICATIONS (FOR GENERAL SPECS, SEE PAGE 43)

| | |
|--------------------------------|---|
| INSULATOR | Black glass filled polyester PCT-GF30-FR |
| FLAMMABILITY | UL 94V-0 |
| SLEEVE | Bronze CuSn4Pb4Zn4 (C54400) |
| CONTACT CLIP (4 FINGER) | Beryllium copper (C17200) |
| MATING PIN Ø | 0.40 to 0.56 mm |
| FORCES | 2 N typ. insertion 1 N typ. withdrawal (polished steel gauge Ø 0.43 mm) |
| MECHANICAL LIFE | Min. 500 cycles |
| RATED CURRENT | 3 A |
| CONTACT RESISTANCE | Max. 10 mΩ |
| DIELECTRIC STRENGTH | Min. 1'000 V _{RMS} |
| PCB HOLE Ø | 1 mm +0.09/-0.06 mm finished (1.15 ±0.025 mm drill) |

For corresponding pin connectors, see pages 101-108.

ORDERING INFORMATION ROHS COMPLIANT PARTS

| PP PLATING CODE | SLEEVE | CLIP |
|-----------------|--------|--------------|
| 87 | Tin | Flash gold |
| 83 | Tin | 0.75 µm gold |



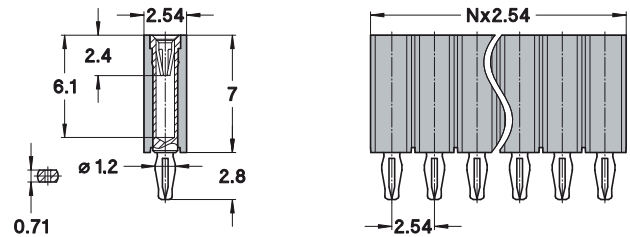
Other plating on request (see page 178 for plating specs).

NNN number of poles. Replace **NNN** with the requested number of poles, e.g. 801-87-**NNN**-65-410101 for a single row version with 8 pins becomes 801-87-**008**-65-410101.

801-PP-NNN-65-410101

Press-fit socket connector height 7 mm, single row, compliant pin for PCB thickness 1.5 to 2.5 mm

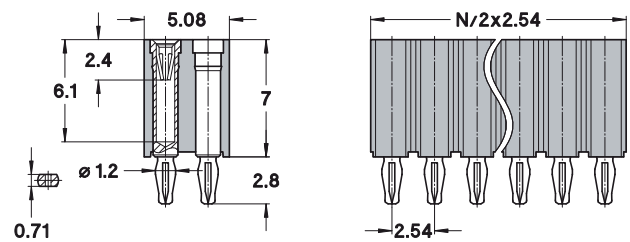
AVAILABILITY FROM 2 to 50 contacts
(standard number of contacts: 50)



803-PP-NNN-65-410101

Press-fit receptacle socket height 7 mm, double row, compliant pin for PCB thickness 1.5 to 2.5 mm

AVAILABILITY FROM 4 to 100 contacts
(standard number of contacts: 100)





preci-dip

WWW.PRECIDIP.COM TEL +41 32 421 04 00 SALES@PRECIDIP.COM

SOCKET CONNECTORS 2.54 mm


MATING PIN Ø 0.47 mm / SINGLE ROW / DOUBLE ROW / WIRE-WRAP

Socket connectors with wire-wrap terminations.

TECHNICAL SPECIFICATIONS (FOR GENERAL SPECS, SEE PAGE 43)

| | |
|-------------------------|---|
| INSULATOR | Black glass filled polyester PCT-GF30-FR |
| FLAMMABILITY | UL 94V-0 |
| SLEEVE | Brass CuZn36Pb3 (C36000) |
| CONTACT CLIP (4 FINGER) | Beryllium copper (C17200) |
| MATING PIN Ø | 0.40 to 0.56 mm |
| FORCES | 2 N typ. insertion 1 N typ. withdrawal (polished steel gauge Ø 0.43 mm) |
| MECHANICAL LIFE | Min. 500 cycles |
| RATED CURRENT | 3 A |
| CONTACT RESISTANCE | Max. 10 mΩ |
| DIELECTRIC STRENGTH | Min. 1'000 VRMS |

For corresponding pin connectors, see pages 101-108.



ORDERING INFORMATION ROHS COMPLIANT PARTS

| PP PLATING CODE | SLEEVE | CLIP |
|-----------------|--------|--------------|
| 87 | Tin | Flash gold |
| 83 | Tin | 0.75 µm gold |

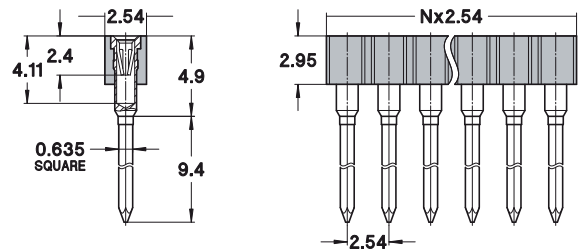
Other plating on request (see page 178 for plating specs).

NN number of poles. Replace NN with the requested number of poles, e.g. 422-83-2NN-41-001101 for a double row version with 16 pins becomes 422-83-216-41-001101.

322-PP-1NN-41-001101

Wire-wrap socket connector height 4.9 mm, 2-level, single row

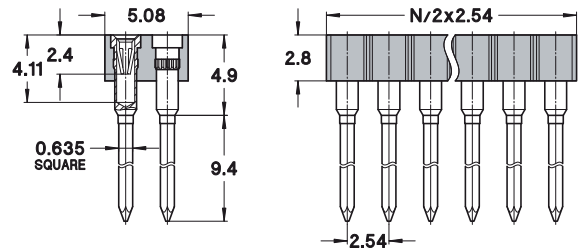
AVAILABILITY FROM 2 to 64 contacts
(standard number of contacts: 64)



422-PP-2NN-41-001101

Wire-wrap socket connector height 4.9 mm, 2-level, double row

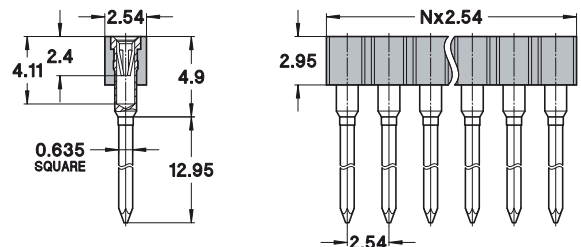
AVAILABILITY FROM 4 to 72 contacts
(standard number of contacts: 72)



323-PP-1NN-41-001101

Wire-wrap socket connector height 4.9 mm, 3-level, single row

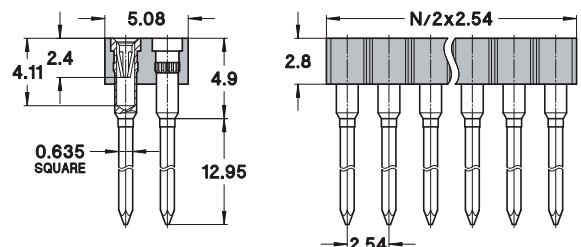
AVAILABILITY FROM 2 to 64 contacts
(standard number of contacts: 64)



423-PP-2NN-41-001101

Wire-wrap socket connector height 4.9 mm, 3-level, double row

AVAILABILITY FROM 4 to 72 contacts
(standard number of contacts: 72)





preci-dip

WWW.PRECIDIP.COM TEL +41 32 421 04 00 SALES@PRECIDIP.COM

SOCKET CONNECTORS 2.54 mm


MATING PIN Ø 0.47 mm / SINGLE ROW / DOUBLE ROW / WIRE-WRAP

Socket connectors with wire-wrap terminations and connecting pin for board stacking.

TECHNICAL SPECIFICATIONS (FOR GENERAL SPECS, SEE PAGE 43)

| | |
|--------------------------------|---|
| INSULATOR | Black glass filled polyester PCT-GF30-FR |
| FLAMMABILITY | UL 94V-0 |
| SLEEVE | Brass CuZn36Pb3 (C36000) |
| CONTACT CLIP (4 FINGER) | Beryllium copper (C17200) |
| MATING PIN Ø | 0.40 to 0.56 mm |
| FORCES | 2 N typ. insertion 1 N typ. withdrawal (polished steel gauge Ø 0.43 mm) |
| MECHANICAL LIFE | Min. 500 cycles |
| RATED CURRENT | 3 A |
| CONTACT RESISTANCE | Max. 10 mΩ |
| DIELECTRIC STRENGTH | Min. 1'000 V _{RMS} |

For corresponding pin connectors, see pages 101-108.



ORDERING INFORMATION ROHS COMPLIANT PARTS

| | | |
|------------------------|---------------|--------------|
| PP PLATING CODE | SLEEVE | CLIP |
| 83 | Tin | 0.75 µm gold |

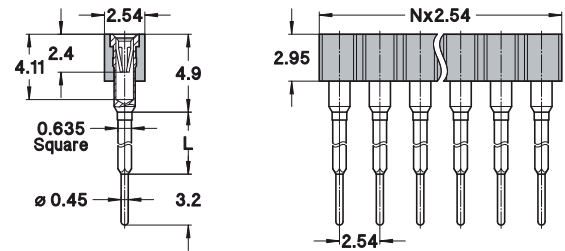
Other plating on request (see page 178 for plating specs).

NN number of poles. Replace **NN** with the requested number of poles, e.g. 426-83-2**NN**-41-001101 for a double row version with 16 pins becomes 426-83-2**16**-41-001101.

326-83-1**NN**-41-**XXX**101

Wire-wrap socket connector with connecting pin, height 4.9 mm, single row

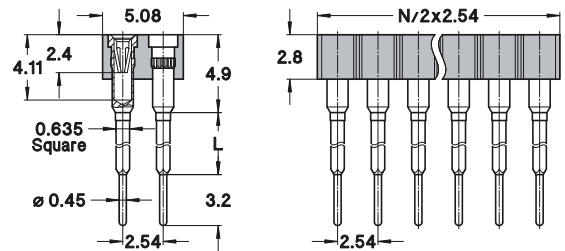
AVAILABILITY FROM 2 to 64 contacts
(standard number of contacts: 64)



426-83-2**NN**-41-**XXX**101

Wire-wrap socket connector with connecting pin, height 4.9 mm, double row

AVAILABILITY FROM 4 to 72 contacts
(standard number of contacts: 72)



AVAILABLE CONTACT LENGTHS

| CONTACT LENGTH L (mm) | WW-LEVEL | XXX CODE |
|-----------------------|----------|----------|
| 5.9 | 1 | 001 |
| 8.9 | 2 | 002 |
| 11.9 | 3 | 003 |



preci-dip

WWW.PRECIDIP.COM TEL +41 32 421 04 00 SALES@PRECIDIP.COM

SOCKET CONNECTORS 2.54 mm

MATING PIN Ø 0.47 mm / SINGLE ROW / CARRIER ASSEMBLIES

"Zero profile" socket connectors. Single socket contacts for solder mount into PCB, supplied on disposable carriers.

TECHNICAL SPECIFICATIONS (FOR GENERAL SPECS, SEE PAGE 43)

| | |
|--------------------------------|---|
| INSULATOR | Black glass filled polyester PCT-GF30-FR |
| FLAMMABILITY | UL 94V-0 |
| SLEEVE | Brass CuZn36Pb3 (C36000) |
| CONTACT CLIP (4 FINGER) | Beryllium copper (C17200) |
| MATING PIN Ø | 0.40 to 0.56 mm |
| FORCES | 2 N typ. insertion 1 N typ. withdrawal (polished steel gauge Ø 0.43 mm) |
| MECHANICAL LIFE | Min. 500 cycles |
| RATED CURRENT | 3 A |
| CONTACT RESISTANCE | Max. 10 mΩ |
| DIELECTRIC STRENGTH | Min. 1'000 V _{RMS} |

For corresponding pin connectors, see pages 101-108.



ORDERING INFORMATION ROHS COMPLIANT PARTS

| PP PLATING CODE | SLEEVE | CLIP |
|-----------------|--------|--------------|
| 87 | Tin | Flash gold |
| 83 | Tin | 0.75 µm gold |

Other plating on request (see page 178 for plating specs).

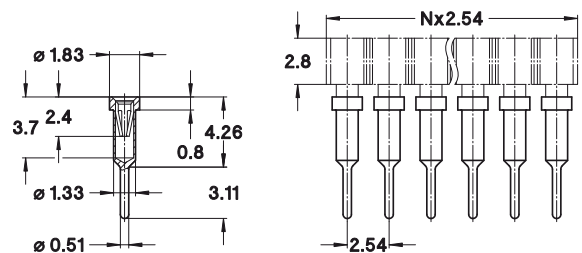
NN number of poles. Replace NN with the requested number of poles, e.g. 714-83-1NN-41-001101 for a single row version with 8 pins becomes 714-83-108-41-001101.

712-PP-1NN-41-001101

Single row carrier with standard socket contact with solder tail

AVAILABILITY FROM 2 to 64 contacts
(standard number of contacts: 64)

Double row, disposable carrier strips on request



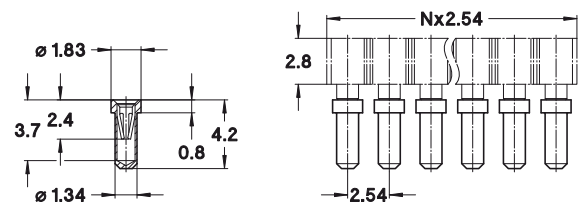
714-PP-1NN-41-001101

Single row carrier with low profile contact

for solder mount into PCB hole Ø 1.4-1.8 mm, PCB thickness 1 to 2.6 mm

AVAILABILITY FROM 2 to 64 contacts
(standard number of contacts: 64)

Double row, disposable carrier strips on request



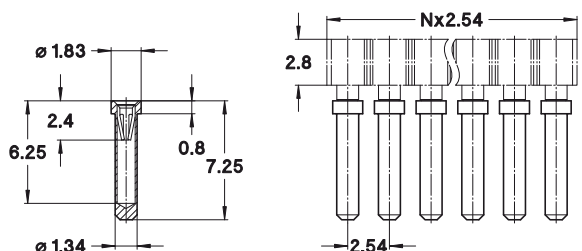
714-PP-1NN-41-014101

Single row carrier with low profile contact

for solder mount into PCB hole Ø 1.4-1.8 mm, PCB thickness 1 to 5 mm

AVAILABILITY FROM 2 to 64 contacts
(standard number of contacts: 64)

Double row, disposable carrier strips on request





preci-dip

WWW.PRECIDIP.COM TEL +41 32 421 04 00 SALES@PRECIDIP.COM

SOCKET CONNECTORS 2.54 mm


MATING PIN Ø 0.47 mm / SINGLE ROW / CARRIER ASSEMBLIES

"Zero profile" socket connectors. Single socket contacts for solder and press-fit solderless mount into PCB, supplied on disposable carriers.

TECHNICAL SPECIFICATIONS (FOR GENERAL SPECS, SEE PAGE 43)

| | |
|--------------------------------|---|
| INSULATOR | Black glass filled polyester PCT-GF30-FR |
| FLAMMABILITY | UL 94V-0 |
| SLEEVE | Brass CuZn36Pb3 (C36000) |
| CONTACT CLIP (3 FINGER) | Beryllium copper (C17200) |
| MATING PIN Ø | 0.40 to 0.52 mm |
| FORCES | 1 N typ. insertion 0.4 N typ. withdrawal (polished steel gauge Ø 0.43 mm) |
| MECHANICAL LIFE | Min. 500 cycles |
| RATED CURRENT | 3 A |
| CONTACT RESISTANCE | Max. 10 mΩ |
| DIELECTRIC STRENGTH | Min. 1'000 V _{RMS} |

For corresponding pin connectors, see pages 101-108.



ORDERING INFORMATION ROHS COMPLIANT PARTS

| PP PLATING CODE | SLEEVE | CLIP |
|-----------------|--------|--------------|
| 87 | Tin | Flash gold |
| 83 | Tin | 0.75 µm gold |

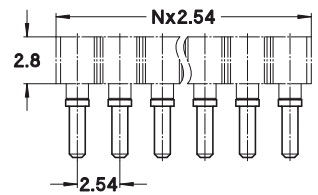
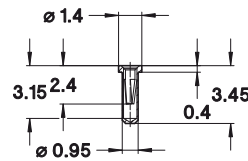
Other plating on request (see page 178 for plating specs).

NN number of poles. Replace NN with the requested number of poles, e.g. 714-83-1NN-31-018101 for a single row version with 8 pins becomes 714-83-108-31-018101.

714-PP-1NN-31-012101

Single row carrier with ultra thin, low profile contact or solder mount into PCB hole Ø 1-1.3 mm, PCB thickness 1 to 2.4 mm

AVAILABILITY FROM 2 to 64 contacts
(standard number of contacts: 64)

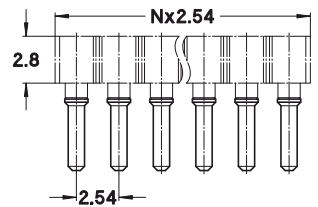
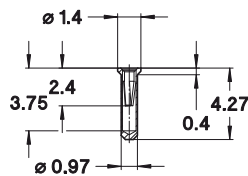


Double row, disposable carrier strips on request

714-PP-1NN-31-018101

Single row carrier with ultra thin, low profile contact for solder mount into PCB hole Ø 1-1.3 mm, PCB thickness 1 to 3.4 mm

AVAILABILITY FROM 1 to 64 contacts
(standard number of contacts: 64)

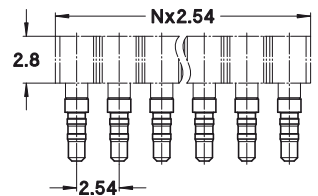
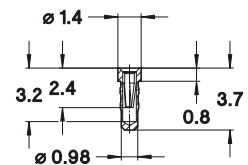


Double row, disposable carrier strips on request

714-PP-1NN-31-008101

Single row carrier with contacts for solderless press-fit mount into plated trough PCB hole Ø 1.05 ±0.05 mm finished, PCB thickness 1.5 to 2.5 mm

AVAILABILITY FROM 2 to 64 contacts
(standard number of contacts: 64)



Double row, disposable carrier strips on request



preci-dip

WWW.PRECIDIP.COM TEL +41 32 421 04 00 SALES@PRECIDIP.COM

SOCKET CONNECTORS 2.54 mm


MATING PIN Ø 0.76 mm / SINGLE ROW / DOUBLE ROW / SOLDER TAIL

Very low profile socket connectors, solder tail.

TECHNICAL SPECIFICATIONS (FOR GENERAL SPECS, SEE PAGE 43)

| | |
|--------------------------------|---|
| INSULATOR | Black glass filled polyester PCT-GF30-FR |
| FLAMMABILITY | UL 94V-0 |
| SLEEVE | Brass CuZn36Pb3 (C36000) |
| CONTACT CLIP (6 FINGER) | Beryllium copper (C17200) |
| MATING PINS | Ø 0.70 to 0.90 mm, ∇ 0.635 mm |
| FORCES | 1.2 N typ. insertion 0.6 N typ. withdrawal (polished steel gauge Ø 0.76 mm) |
| MECHANICAL LIFE | Min. 500 cycles |
| RATED CURRENT | 3 A |
| CONTACT RESISTANCE | Max. 10 mΩ |
| DIELECTRIC STRENGTH | Min. 1'000 V _{RMS} |

For corresponding pin connectors, see pages 109-119.



ORDERING INFORMATION ROHS COMPLIANT PARTS

| PP PLATING CODE | SLEEVE | CLIP |
|-----------------|--------|--------------|
| 87 | Tin | Flash gold |
| 83 | Tin | 0.75 µm gold |

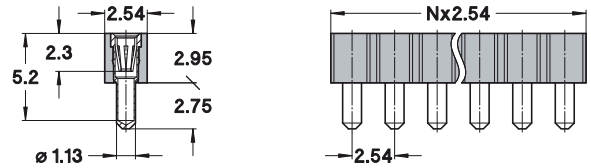
Other plating on request (see page 178 for plating specs).

NNN number of poles. Replace **NNN** with the requested number of poles, e.g. 803-87-**NNN**-10-268101 for a double row version with 16 pins becomes 803-87-**016**-10-268101.

801-PP-NNN-10-268101

Straight socket connector, very low profile, height 2.95 mm, solder tail, single row

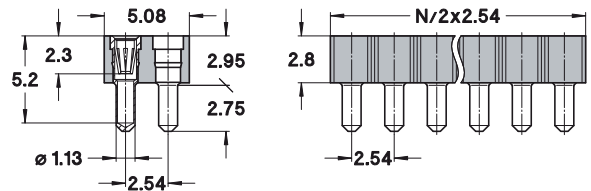
AVAILABILITY FROM 2 to 64 contacts
(standard number of contacts: 64)



803-PP-NNN-10-268101

Straight socket connector, very low profile, height 2.95 mm, solder tail, double row

AVAILABILITY FROM 4 to 72 contacts
(standard number of contacts: 72)





preci-dip

WWW.PRECIDIP.COM TEL +41 32 421 04 00 SALES@PRECIDIP.COM

SOCKET CONNECTORS 2.54 mm


MATING PIN Ø 0.76 mm / SINGLE ROW / DOUBLE ROW / TRIPLE ROW
SOLDER TAIL

Very low profile socket connectors, solder tail.

TECHNICAL SPECIFICATIONS (FOR GENERAL SPECS, SEE PAGE 43)

| | |
|--------------------------------|---|
| INSULATOR | Black glass filled polyester PCT-GF30-FR |
| FLAMMABILITY | UL 94V-0 |
| SLEEVE | Brass CuZn36Pb3 (C36000) |
| CONTACT CLIP (6 FINGER) | Beryllium copper (C17200) |
| MATING PINS | Ø 0.70 to 0.90 mm, ∇ 0.635 mm |
| FORCES | 1.2 N typ. insertion 0.6 N typ. withdrawal (polished steel gauge Ø 0.76 mm) |
| MECHANICAL LIFE | Min. 500 cycles |
| RATED CURRENT | 3 A |
| CONTACT RESISTANCE | Max. 10 mΩ |
| DIELECTRIC STRENGTH | Min. 1'000 V _{RMS} |

For corresponding pin connectors, see pages 109-119.



ORDERING INFORMATION ROHS COMPLIANT PARTS

| PP PLATING CODE | SLEEVE | CLIP |
|-----------------|--------|--------------|
| 87 | Tin | Flash gold |
| 83 | Tin | 0.75 µm gold |

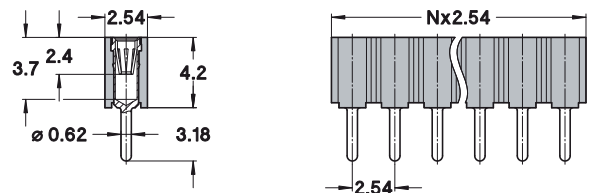
Other plating on request (see page 178 for plating specs).

NNN number of poles. Replace **NNN** with the requested number of poles, e.g. 803-87-**NNN**-10-012101 for a double row version with 16 pins becomes 803-87-**016**-10-012101.

801-PP-NNN-10-012101

Straight socket connector, low profile, height 4.2 mm, solder tail, single row

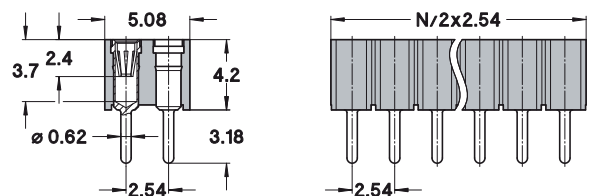
AVAILABILITY FROM 2 to 32 contacts
(standard number of contacts: 32)



803-PP-NNN-10-012101

Straight socket connector, low profile, height 4.2 mm, solder tail, double row

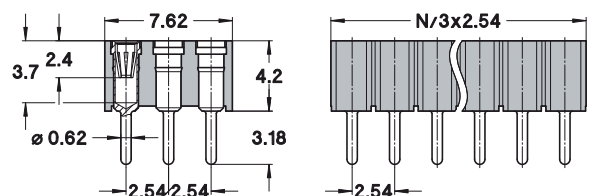
AVAILABILITY FROM 4 to 64 contacts
(standard number of contacts: 64)



805-PP-NNN-10-012101

Straight socket connector, low profile, height 4.2 mm, solder tail, triple row

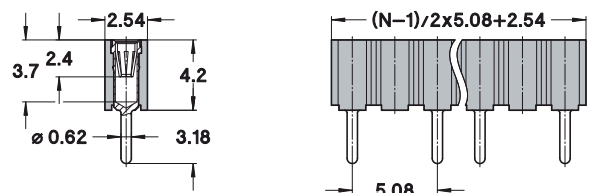
AVAILABILITY FROM 9 to 96 contacts
(standard number of contacts: 96)



801-PP-YYY-10-458101

Straight socket connector, low profile, height 4.2 mm, solder tail, single row, partially equipped 5.08 mm

AVAILABILITY FROM 2 to 16 contacts
YYY number of poles:
please consult for ordering code





preci-dip

WWW.PRECIDIP.COM TEL +41 32 421 04 00 SALES@PRECIDIP.COM

SOCKET CONNECTORS 2.54 mm


MATING PIN Ø 0.76 mm / SINGLE ROW / DOUBLE ROW / TRIPLE ROW
SOLDER TAIL

Socket connectors, solder tail.

TECHNICAL SPECIFICATIONS (FOR GENERAL SPECS, SEE PAGE 43)

| | |
|-------------------------|---|
| INSULATOR | Black glass filled polyester PCT-GF30-FR |
| FLAMMABILITY | UL 94V-0 |
| SLEEVE | Brass CuZn36Pb3 (C36000) |
| CONTACT CLIP (6 FINGER) | Beryllium copper (C17200) |
| MATING PINS | Ø 0.70 to 0.90 mm, ∇ 0.635 mm |
| FORCES | 1.2 N typ. insertion 0.6 N typ. withdrawal (polished steel gauge Ø 0.76 mm) |
| MECHANICAL LIFE | Min. 500 cycles |
| RATED CURRENT | 3 A |
| CONTACT RESISTANCE | Max. 10 mΩ |
| DIELECTRIC STRENGTH | Min. 1'000 V _{RMS} |

For corresponding pin connectors, see pages 109-119.



ORDERING INFORMATION ROHS COMPLIANT PARTS

| PP PLATING CODE | SLEEVE | CLIP |
|-----------------|--------|--------------|
| 87 | Tin | Flash gold |
| 83 | Tin | 0.75 µm gold |

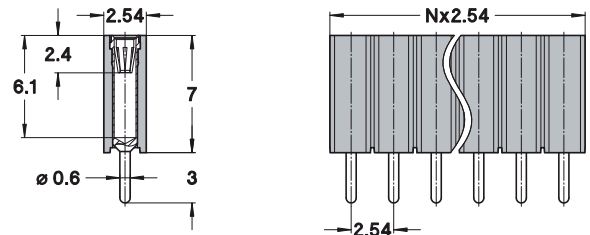
Other plating on request (see page 178 for plating specs).

NNN number of poles. Replace **NNN** with the requested number of poles, e.g. 803-87-**NNN**-10-001101 for a double row version with 16 pins becomes 803-87-**016**-10-001101.

801-PP-NNN-10-001101

Straight socket connector, height 7 mm, solder tail, single row

AVAILABILITY FROM 2 to 50 contacts
(standard number of contacts: 50)

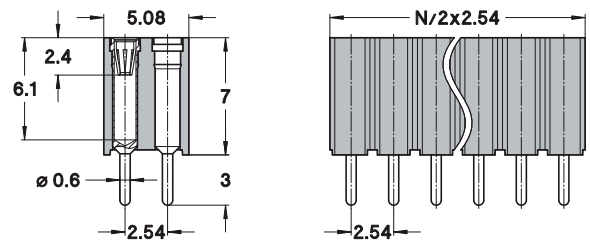


Bulk: T & R Packaging*:

803-PP-NNN-10-001101 803-PP-NNN-10-001191

Straight socket connector, height 7 mm, solder tail, double row

AVAILABILITY FROM 4 to 100 contacts
(standard number of contacts: 100)

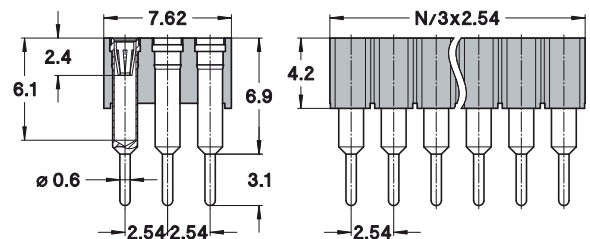


*Please consult www.precidip.com for availability size of tape, size of reel, number of components per reel and packing units.

805-PP-NNN-10-001101

Straight socket connector, height 6.9 mm, solder tail, triple row

AVAILABILITY FROM 9 to 96 contacts
(standard number of contacts: 96)





preci-dip

WWW.PRECIDIP.COM TEL +41 32 421 04 00 SALES@PRECIDIP.COM

SOCKET CONNECTORS 2.54 mm


MATING PIN Ø 0.76 mm / SINGLE ROW / SOLDER TAIL

Socket connectors, solder tail.

TECHNICAL SPECIFICATIONS (FOR GENERAL SPECS, SEE PAGE 43)

| | |
|--------------------------------|---|
| INSULATOR | Black glass filled polyester PCT-GF30-FR |
| FLAMMABILITY | UL 94V-0 |
| SLEEVE | Brass CuZn36Pb3 (C36000) |
| CONTACT CLIP (6 FINGER) | Beryllium copper (C17200) |
| MATING PINS | Ø 0.70 to 0.90 mm, ∇ 0.635 mm |
| FORCES | 1.2 N typ. insertion 0.6 N typ. withdrawal (polished steel gauge Ø 0.76 mm) |
| MECHANICAL LIFE | Min. 500 cycles |
| RATED CURRENT | 3 A |
| CONTACT RESISTANCE | Max. 10 mΩ |
| DIELECTRIC STRENGTH | Min. 1'000 V _{RMS} |

For corresponding pin connectors, see pages 109-119.



ORDERING INFORMATION ROHS COMPLIANT PARTS

| PP PLATING CODE | SLEEVE | CLIP |
|-----------------|--------|--------------|
| 87 | Tin | Flash gold |
| 83 | Tin | 0.75 µm gold |

Other plating on request (see page 178 for plating specs).

NNN number of poles. Replace **NNN** with the requested number of poles, e.g. 801-87-**NNN**-10-143101 for a single row version with 16 pins becomes 801-87-**016**-10-143101.

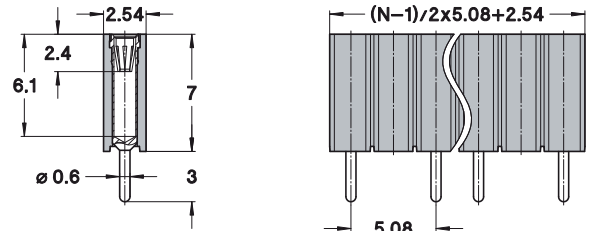
801-PP-YYY-10-101101

Straight socket connector, height 7 mm, solder tail, single row, partially equipped 5.08 mm

AVAILABILITY FROM 2 to 25 contacts

YYY number of poles:

please consult for ordering code

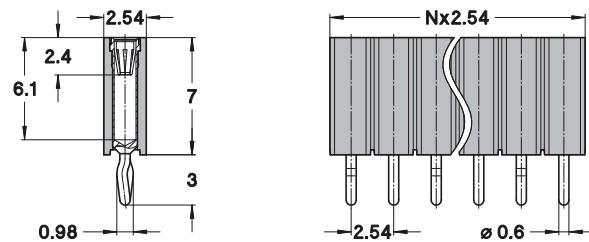


801-PP-NNN-10-143101

Straight socket connector, height 7 mm with clinched (right/left) solder tail, single row

AVAILABILITY FROM 3 to 50 contacts

(standard number of contacts: 50)





preci-dip

WWW.PRECIDIP.COM TEL +41 32 421 04 00 SALES@PRECIDIP.COM

SOCKET CONNECTORS 2.54 mm


MATING PIN Ø 0.76 mm / SINGLE ROW / DOUBLE ROW / TRIPLE ROW
SOLDER TAIL

Socket connectors, solder tail.

TECHNICAL SPECIFICATIONS (FOR GENERAL SPECS, SEE PAGE 43)

| | |
|--------------------------------|---|
| INSULATOR | Black glass filled polyester PCT-GF30-FR |
| FLAMMABILITY | UL 94V-0 |
| SLEEVE | Brass CuZn36Pb3 (C36000) |
| CONTACT CLIP (6 FINGER) | Beryllium copper (C17200) |
| MATING PINS | Ø 0.70 to 0.90 mm, ∇ 0.635 mm |
| FORCES | 1.2 N typ. insertion 0.6 N typ. withdrawal (polished steel gauge Ø 0.76 mm) |
| MECHANICAL LIFE | Min. 500 cycles |
| RATED CURRENT | 3 A |
| CONTACT RESISTANCE | Max. 10 mΩ |
| DIELECTRIC STRENGTH | Min. 1'000 V _{RMS} |

For corresponding pin connectors, see pages 109-119.



ORDERING INFORMATION ROHS COMPLIANT PARTS

| PP PLATING CODE | SLEEVE | CLIP |
|-----------------|--------|--------------|
| 87 | Tin | Flash gold |
| 83 | Tin | 0.75 µm gold |

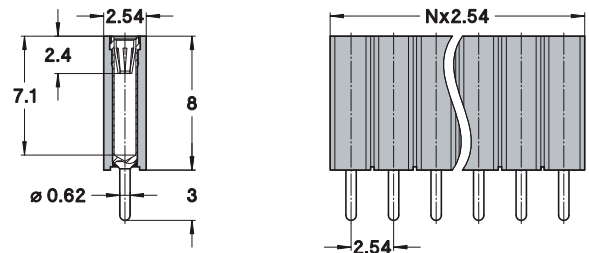
Other plating on request (see page 178 for plating specs).

NNN number of poles. Replace **NNN** with the requested number of poles, e.g. 803-87-**NNN**-10-003101 for a double row version with 16 pins becomes 803-87-**016**-10-003101.

801-PP-NNN-10-003101

Straight socket connector, height 8 mm, solder tail, single row

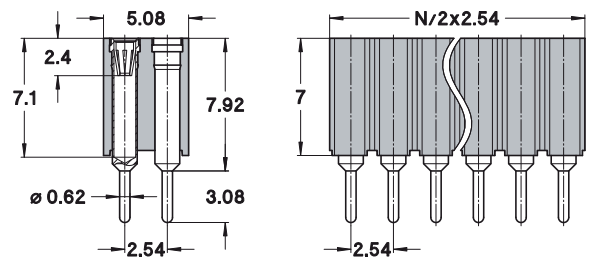
AVAILABILITY FROM 2 to 36 contacts
(standard number of contacts: 36)



803-PP-NNN-10-003101

Straight socket connector, height 7.9 mm, solder tail, double row

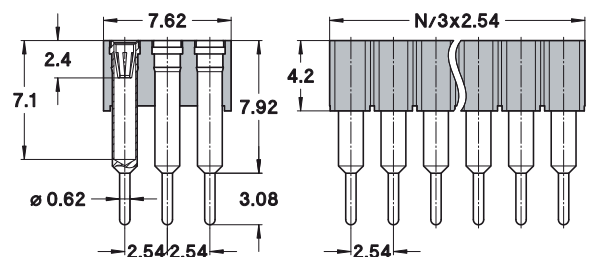
AVAILABILITY FROM 4 to 100 contacts
(standard number of contacts: 100)



805-PP-NNN-10-003101

Straight socket connector, height 7.9 mm, solder tail, triple row

AVAILABILITY FROM 9 to 96 contacts
(standard number of contacts: 96)





preci-dip

WWW.PRECIDIP.COM TEL +41 32 421 04 00 SALES@PRECIDIP.COM

SOCKET CONNECTORS 2.54 mm


MATING PIN Ø 0.76 mm / SINGLE ROW / DOUBLE ROW / TRIPLE ROW
SOLDER TAIL

Socket connectors, solder tail.

TECHNICAL SPECIFICATIONS (FOR GENERAL SPECS, SEE PAGE 43)

| | |
|-------------------------|---|
| INSULATOR | Black glass filled polyester PCT-GF30-FR |
| FLAMMABILITY | UL 94V-0 |
| SLEEVE | Brass CuZn36Pb3 (C36000) |
| CONTACT CLIP (6 FINGER) | Beryllium copper (C17200) |
| MATING PINS | Ø 0.70 to 0.90 mm, ∇ 0.635 mm |
| FORCES | 1.2 N typ. insertion 0.6 N typ. withdrawal (polished steel gauge Ø 0.76 mm) |
| MECHANICAL LIFE | Min. 500 cycles |
| RATED CURRENT | 3 A |
| CONTACT RESISTANCE | Max. 10 mΩ |
| DIELECTRIC STRENGTH | Min. 1'000 V _{RMS} |

For corresponding pin connectors, see pages 109-119.



ORDERING INFORMATION ROHS COMPLIANT PARTS

| PP PLATING CODE | SLEEVE | CLIP |
|-----------------|--------|--------------|
| 87 | Tin | Flash gold |
| 83 | Tin | 0.75 µm gold |

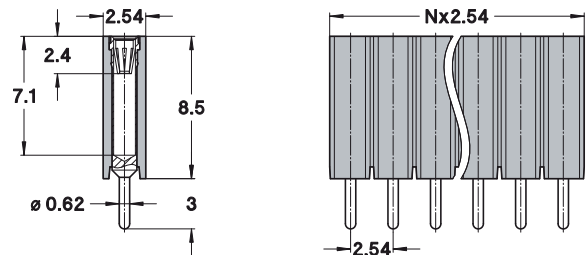
Other plating on request (see page 178 for plating specs).

NNN number of poles. Replace **NNN** with the requested number of poles, e.g. 803-87-**NNN**-10-005101 for a double row version with 16 pins becomes 803-87-**016**-10-005101.

801-PP-NNN-10-005101

Straight socket connector, height 8.5 mm, solder tail, single row

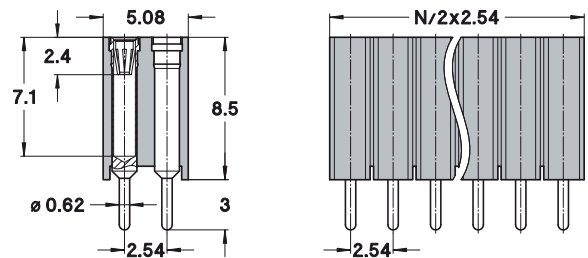
AVAILABILITY FROM 2 to 36 contacts
(standard number of contacts: 36)



803-PP-NNN-10-005101

Straight socket connector, height 8.5 mm, solder tail, double row

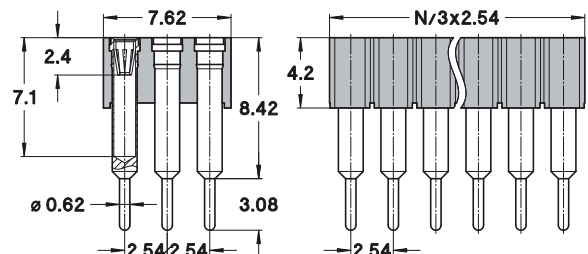
AVAILABILITY FROM 4 to 100 contacts
(standard number of contacts: 100)



805-PP-NNN-10-005101

Straight socket connector, height 8.4 mm, solder tail, triple row

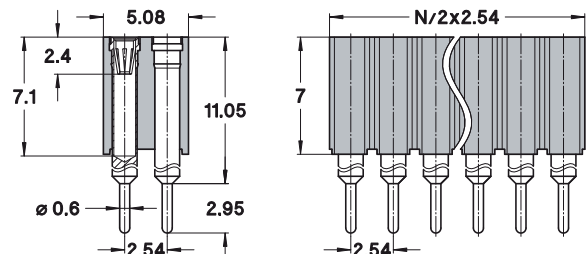
AVAILABILITY FROM 9 to 96 contacts
(standard number of contacts: 96)



803-PP-NNN-10-269101

Straight socket connector, height 11 mm, solder tail, double row

AVAILABILITY FROM 4 to 100 contacts
(standard number of contacts: 100)





preci-dip

WWW.PRECIDIP.COM TEL +41 32 421 04 00 SALES@PRECIDIP.COM

SOCKET CONNECTORS 2.54 mm


MATING PIN Ø 0.76 mm / SINGLE ROW / DOUBLE ROW / SOLDER TAIL

Socket connectors, solder tail.

TECHNICAL SPECIFICATIONS (FOR GENERAL SPECS, SEE PAGE 43)

| | |
|--------------------------------|---|
| INSULATOR | Black glass filled polyester PCT-GF30-FR |
| FLAMMABILITY | UL 94V-0 |
| SLEEVE | Brass CuZn36Pb3 (C36000) |
| CONTACT CLIP (6 FINGER) | Beryllium copper (C17200) |
| MATING PINS | Ø 0.70 to 0.90 mm, ∇ 0.635 mm |
| FORCES | 1.2 N typ. insertion 0.6 N typ. withdrawal (polished steel gauge Ø 0.76 mm) |
| MECHANICAL LIFE | Min. 500 cycles |
| RATED CURRENT | 3 A |
| CONTACT RESISTANCE | Max. 10 mΩ |
| DIELECTRIC STRENGTH | Min. 1'000 V _{RMS} |

For corresponding pin connectors, see pages 109-119.



ORDERING INFORMATION ROHS COMPLIANT PARTS

| PP PLATING CODE | SLEEVE | CLIP |
|-----------------|--------|--------------|
| 87 | Tin | Flash gold |
| 83 | Tin | 0.75 µm gold |

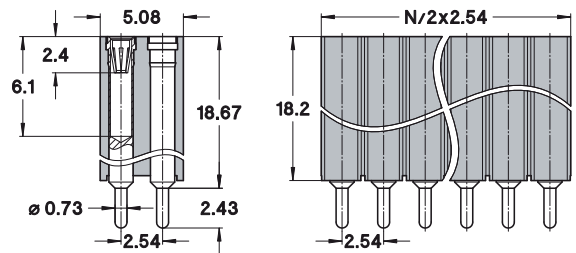
Other plating on request (see page 178 for plating specs).

NNN number of poles. Replace **NNN** with the requested number of poles, e.g. 803-87-**NNN**-10-216101 for a double row version with 16 pins becomes 803-87-**016**-10-216101.

803-PP-NNN-10-249101

Straight socket connector, height 19.7 mm, solder tail, double row

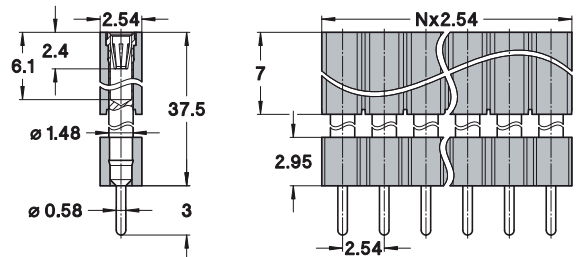
AVAILABILITY FROM 4 to 40 contacts
(standard number of contacts: 40)



801-PP-NNN-10-216101

Straight socket connector, height 37.5 mm, solder tail, single row

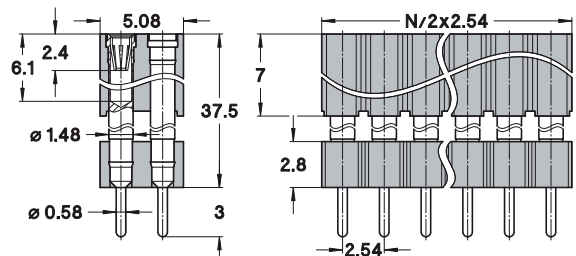
AVAILABILITY FROM 2 to 32 contacts
(standard number of contacts: 32)



803-PP-NNN-10-216101

Straight socket connector, height 37.5 mm, solder tail, double row

AVAILABILITY FROM 4 to 72 contacts
(standard number of contacts: 72)





preci-dip

WWW.PRECIDIP.COM TEL +41 32 421 04 00 SALES@PRECIDIP.COM

SOCKET CONNECTORS 2.54 mm


MATING PIN Ø 0.76 mm / SINGLE ROW / DOUBLE ROW / SOLDER TAIL / RIGHT ANGLE

Right angle socket connectors, solder tail.

TECHNICAL SPECIFICATIONS (FOR GENERAL SPECS, SEE PAGE 43)

| | |
|--------------------------------|---|
| INSULATOR | Black glass filled polyester PCT-GF30-FR |
| FLAMMABILITY | UL 94V-0 |
| SLEEVE | Brass CuZn36Pb3 (C36000) |
| CONTACT CLIP (6 FINGER) | Beryllium copper (C17200) |
| MATING PINS | Ø 0.70 to 0.90 mm, ∇ 0.635 mm |
| FORCES | 1.2 N typ. insertion 0.6 N typ. withdrawal (polished steel gauge Ø 0.76 mm) |
| MECHANICAL LIFE | Min. 500 cycles |
| RATED CURRENT | 3 A |
| CONTACT RESISTANCE | Max. 10 mΩ |
| DIELECTRIC STRENGTH | Min. 1'000 V _{RMS} |

For corresponding pin connectors, see pages 109-119.



ORDERING INFORMATION ROHS COMPLIANT PARTS

| PP PLATING CODE | SLEEVE | CLIP |
|-----------------|--------|--------------|
| 87 | Tin | Flash gold |
| 83 | Tin | 0.75 µm gold |

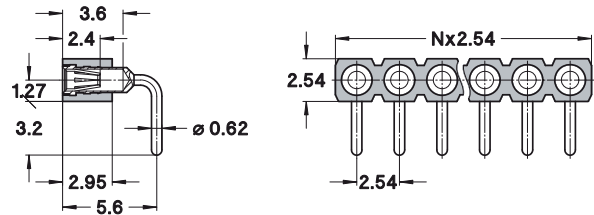
Other plating on request (see page 178 for plating specs).

NNN number of poles. Replace **NNN** with the requested number of poles, e.g. 803-87-**NNN**-20-001101 for a double row version with 16 pins becomes 803-87-**016**-20-001101.

801-PP-NNN-20-002101

Right angle short socket connector, solder tail, single row

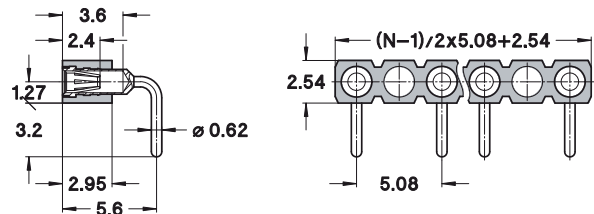
AVAILABILITY FROM 2 to 64 contacts
(standard number of contacts: 64)
Option: right angle short receptacle, solder tail, double row available on request



801-PP-YYY-20-442101

Right angle short socket connector, solder tail, single row, partially equipped 5.08 mm

AVAILABILITY FROM 2 to 32 contacts
YYY number of poles:
please consult for ordering code

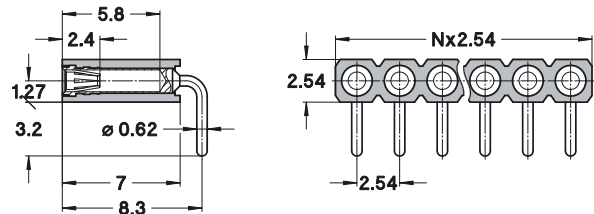


Bulk: 801-PP-NNN-20-001101 **T & R Packaging*:** 801-PP-NNN-20-001191

Right angle socket connector, solder tail, single row

AVAILABILITY FROM 2 to 50 contacts
(standard number of contacts: 50)

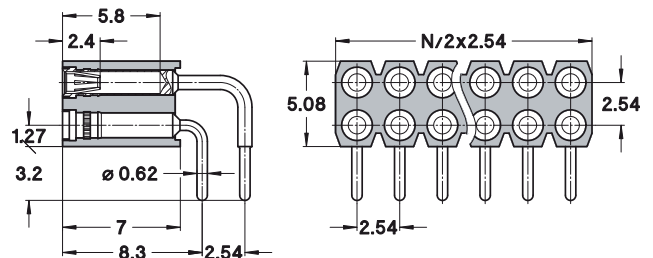
*Please consult www.precidip.com for availability size of tape, size of reel, number of components per reel and packing units.



803-PP-NNN-20-001101

Right angle socket connector, solder tail, double row

AVAILABILITY FROM 4 to 100 contacts
(standard number of contacts: 100)





preci-dip

WWW.PRECIDIP.COM TEL +41 32 421 04 00 SALES@PRECIDIP.COM

SOCKET CONNECTORS 2.54 mm

MATING PIN Ø 0.76 mm / SINGLE ROW / SOLDER TAIL / RIGHT ANGLE

Right angle socket connectors, solder tail.

TECHNICAL SPECIFICATIONS (FOR GENERAL SPECS, SEE PAGE 43)

| | |
|--------------------------------|---|
| INSULATOR | Black glass filled polyester PCT-GF30-FR |
| FLAMMABILITY | UL 94V-0 |
| SLEEVE | Brass CuZn36Pb3 (C36000) |
| CONTACT CLIP (6 FINGER) | Beryllium copper (C17200) |
| MATING PINS | Ø 0.70 to 0.90 mm, ∇ 0.635 mm |
| FORCES | 1.2 N typ. insertion 0.6 N typ. withdrawal (polished steel gauge Ø 0.76 mm) |
| MECHANICAL LIFE | Min. 500 cycles |
| RATED CURRENT | 3 A |
| CONTACT RESISTANCE | Max. 10 mΩ |
| DIELECTRIC STRENGTH | Min. 1'000 V _{RMS} |

For corresponding pin connectors, see pages 109-119.



Other plating on request (see page 178 for plating specs).

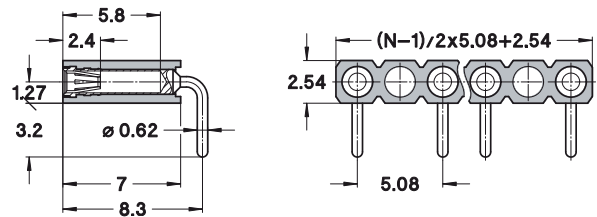
ORDERING INFORMATION ROHS COMPLIANT PARTS

| PP PLATING CODE | SLEEVE | CLIP |
|-----------------|--------|--------------|
| 87 | Tin | Flash gold |
| 83 | Tin | 0.75 µm gold |

801-PP-YYY-20-101101

Right angle socket connector, solder tail, single row, partially equipped 5.08 mm

AVAILABILITY FROM 2 to 25 contacts
YYY number of poles:
 please consult for ordering code





preci-dip

WWW.PRECIDIP.COM TEL +41 32 421 04 00 SALES@PRECIDIP.COM


SOCKET CONNECTORS 2.54 mm

MATING PIN Ø 0.76 mm / SINGLE ROW / DOUBLE ROW / SURFACE MOUNT

Socket connectors, SMD perpendicular mount.

TECHNICAL SPECIFICATIONS (FOR GENERAL SPECS, SEE PAGE 43)

| | |
|---------------------------------|---|
| INSULATOR | Black glass filled polyester PCT-GF30-FR |
| FLAMMABILITY | UL 94V-0 |
| SLEEVE | Brass CuZn36Pb3 (C36000) |
| CONTACT CLIP (6 FINGER) | Beryllium copper (C17200) |
| MATING PINS | Ø 0.70 to 0.90 mm, ∇ 0.635 mm |
| FORCES | 1.2 N typ. insertion 0.6 N typ. withdrawal (polished steel gauge Ø 0.76 mm) |
| MECHANICAL LIFE | Min. 500 cycles |
| RATED CURRENT | 3 A |
| CONTACT RESISTANCE | Max. 10 mΩ |
| DIELECTRIC STRENGTH | Min. 1'000 V _{RMS} |
| COPLANARITY SMD TERMINATIONS | Max. 0.1 mm (measured on 25 mm long connectors) |



For corresponding pin connectors, see pages 109-119.

Other plating on request (see page 178 for plating specs).

NNN number of poles. Replace **NNN** with the requested number of poles, e.g. 803-87-**NNN**-30-002101 for a double row version with 16 pins becomes 803-87-**016**-30-002101.

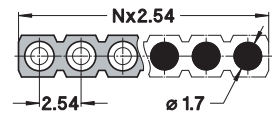
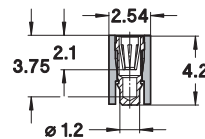
ORDERING INFORMATION ROHS COMPLIANT PARTS

| PP PLATING CODE | SLEEVE | CLIP |
|-----------------|--------|--------------|
| 87 | Tin | Flash gold |
| 83 | Tin | 0.75 µm gold |

Bulk: **T & R Packaging with pick & place cap*:**
801-PP-**NNN**-30-480101 801-PP-**NNN**-30-480191

SMD socket connector, single row, perpendicular mount with self-levelling floating contacts

AVAILABILITY FROM 2 to 12 contacts
(standard number of contacts: 12)
For connectors having more than 9 contacts, the coplanarity issue is to be addressed specifically

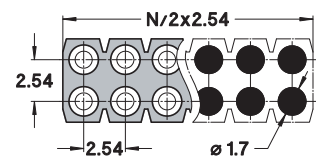
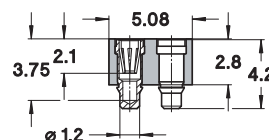


*Please consult www.precidip.com for availability size of tape, size of reel, number of components per reel and packing units.

Bulk: **T & R Packaging with pick & place cap*:**
803-PP-**NNN**-30-480101 803-PP-**NNN**-30-480191

SMD socket connector, double row, perpendicular mount with self-levelling floating contacts

AVAILABILITY FROM 4 to 64 contacts
(standard number of contacts: 64)
For connectors having more than 9 contacts per row, the coplanarity issue is to be addressed specifically

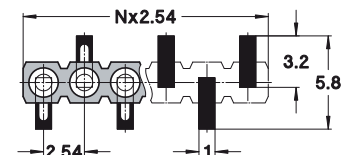
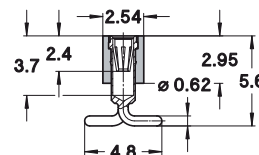


*Please consult www.precidip.com for availability size of tape, size of reel, number of components per reel and packing units.

Bulk: **T & R Packaging with pick & place cap*:**
801-PP-**NNN**-30-002101 801-PP-**NNN**-30-002191

SMD socket connector, single row, perpendicular mount with gull-wing terminations

AVAILABILITY FROM 3 to 64 contacts
(standard number of contacts: 64)
For connectors having more than 9 contacts, the coplanarity issue is to be addressed specifically

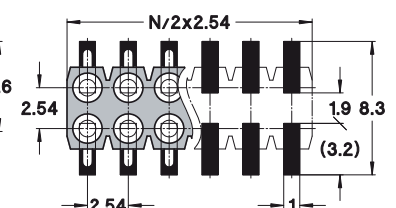
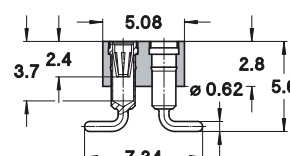


*Please consult www.precidip.com for availability size of tape, size of reel, number of components per reel and packing units.

Bulk: **T & R Packaging with pick & place cap*:**
803-PP-**NNN**-30-002101 803-PP-**NNN**-30-002191

SMD socket connector, double row, perpendicular mount with gull-wing terminations

AVAILABILITY FROM 4 to 72 contacts
(standard number of contacts: 40 and 72)
For connectors having more than 9 contacts per row, the coplanarity issue is to be addressed specifically



*Please consult www.precidip.com for availability size of tape, size of reel, number of components per reel and packing units.



preci-dip

WWW.PRECIDIP.COM TEL +41 32 421 04 00 SALES@PRECIDIP.COM

SOCKET CONNECTORS 2.54 mm


MATING PIN Ø 0.76 mm / SINGLE ROW / DOUBLE ROW / SURFACE MOUNT

Socket connectors, SMD perpendicular mount.

TECHNICAL SPECIFICATIONS (FOR GENERAL SPECS, SEE PAGE 43)

| | |
|--------------------------------|---|
| INSULATOR | Black glass filled polyester PCT-GF30-FR |
| FLAMMABILITY | UL 94V-0 |
| SLEEVE | Brass CuZn36Pb3 (C36000) |
| CONTACT CLIP (6 FINGER) | Beryllium copper (C17200) |
| MATING PINS | Ø 0.70 to 0.90 mm, ∇ 0.635 mm |
| FORCES | 1.2 N typ. insertion 0.6 N typ. withdrawal (polished steel gauge Ø 0.76 mm) |
| MECHANICAL LIFE | Min. 500 cycles |
| RATED CURRENT | 3 A |
| CONTACT RESISTANCE | Max. 10 mΩ |
| DIELECTRIC STRENGTH | Min. 1'000 V _{RMS} |
| COPLANARITY | |
| SMD TERMINATIONS | Max. 0.1 mm (measured on 25 mm long connectors) |

For corresponding pin connectors, see pages 109-119.



Other plating on request (see page 178 for plating specs).

NNN number of poles. Replace **NNN** with the requested number of poles, e.g. 803-87-**NNN**-30-001101 for a double row version with 16 pins becomes 803-87-**016**-30-001101.

ORDERING INFORMATION ROHS COMPLIANT PARTS

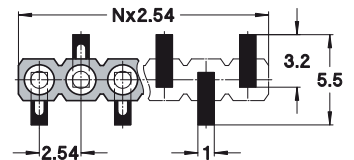
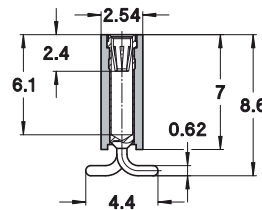
| PP PLATING CODE | SLEEVE | CLIP |
|-----------------|--------|--------------|
| 87 | Tin | Flash gold |
| 83 | Tin | 0.75 µm gold |

Bulk: **T & R Packaging with pick & place cap*:**
801-PP-**NNN**-30-001101 801-PP-**NNN**-30-001191

SMD socket connector, single row, perpendicular mount with gull-wing terminations

AVAILABILITY FROM 3 to 50 contacts
(standard number of contacts: 50)
For connectors having more than 9 contacts, the coplanarity issue is to be addressed specifically

*Please consult www.precidip.com for availability size of tape, size of reel, number of components per reel and packing units.

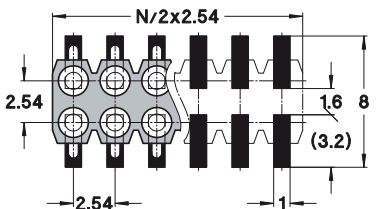
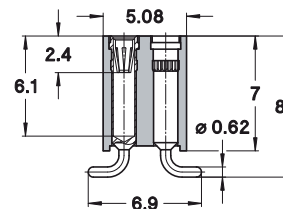


Bulk: **T & R Packaging with pick & place cap*:**
803-PP-**NNN**-30-001101 803-PP-**NNN**-30-001191

SMD socket connector, double row, perpendicular mount with gull-wing terminations

AVAILABILITY FROM 4 to 100 contacts
(standard number of contacts: 100)
For connectors having more than 9 contacts per row, the coplanarity issue is to be addressed specifically

*Please consult www.precidip.com for availability size of tape, size of reel, number of components per reel and packing units.





precidip

WWW.PRECIDIP.COM TEL +41 32 421 04 00 SALES@PRECIDIP.COM

SOCKET CONNECTORS 2.54 mm


MATING PIN Ø 0.76 mm / SINGLE ROW / SURFACE MOUNT

Socket connectors, SMD parallel mount.

TECHNICAL SPECIFICATIONS (FOR GENERAL SPECS, SEE PAGE 43)

| | |
|--------------------------------|---|
| INSULATOR | Black glass filled polyester PCT-GF30-FR |
| FLAMMABILITY | UL 94V-0 |
| SLEEVE | Brass CuZn36Pb3 (C36000) |
| CONTACT CLIP (6 FINGER) | Beryllium copper (C17200) |
| MATING PINS | Ø 0.70 to 0.90 mm, ∇ 0.635 mm |
| FORCES | 1.2 N typ. insertion 0.6 N typ. withdrawal (polished steel gauge Ø 0.76 mm) |
| MECHANICAL LIFE | Min. 500 cycles |
| RATED CURRENT | 3 A |
| CONTACT RESISTANCE | Max. 10 mΩ |
| DIELECTRIC STRENGTH | Min. 1'000 V _{RMS} |
| COPLANARITY | |
| SMD TERMINATIONS | Max. 0.1 mm (measured on 25 mm long connectors) |

For corresponding pin connectors, see pages 109-119.



ORDERING INFORMATION ROHS COMPLIANT PARTS

| PP PLATING CODE | SLEEVE | CLIP |
|-----------------|--------|--------------|
| 78, 87 | Tin | Gold flash |
| 38, 83 | Tin | Gold 0.75 µm |

Code 78, 38 for 8FM...02-146 series / 87, 83 for 801...40-00X101 series

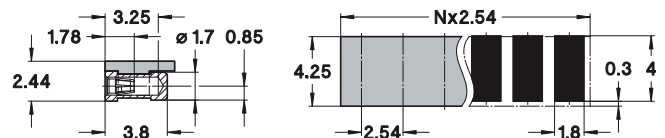
Other plating on request (see page 178 for plating specs).

NNN number of poles. Replace **NNN** with the requested number of poles, e.g. 801-87-**NNN**-40-002101 for a single row version with 8 pins becomes 801-87-**008**-40-002101.

Bulk: **T & R Packaging with pick & place cap*:**
8FM-PP-0NNN-02-278 8FM-PP-0NNN-02-278191

SMD socket connector, parallel mount, low profile minimum PCB space requirement, single row

AVAILABILITY FROM 2 to 10 contacts
(standard number of contacts: 10)
For connectors having more than 9 contacts,
the coplanarity issue is to be addressed specifically

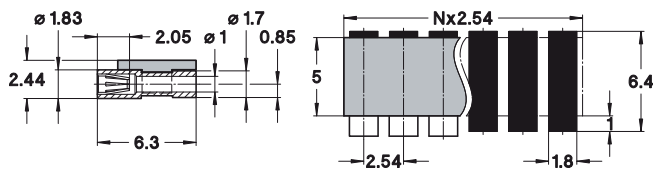


*Please consult www.precidip.com for availability size of tape, size of reel, number of components per reel and packing units.

Bulk: **T & R Packaging with pick & place cap*:**
8FM-PP-0NNN-02-146 8FM-PP-0NNN-02-146191

SMD socket connector, parallel mount, low profile minimum PCB space requirement, single row

AVAILABILITY FROM 2 to 10 contacts
(standard number of contacts: 10)
For connectors having more than 9 contacts,
the coplanarity issue is to be addressed specifically

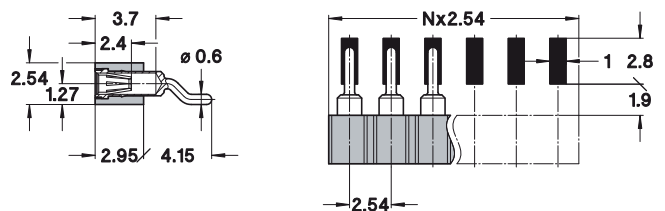


*Please consult www.precidip.com for availability size of tape, size of reel, number of components per reel and packing units.

Bulk: **T & R Packaging*:**
801-PP-NNN-40-002101 801-PP-NNN-40-002191

SMD socket connector, parallel mount, short contact, single row

AVAILABILITY FROM 2 to 64 contacts
(standard number of contacts: 64)
For connectors having more than 9 contacts,
the coplanarity issue is to be addressed specifically

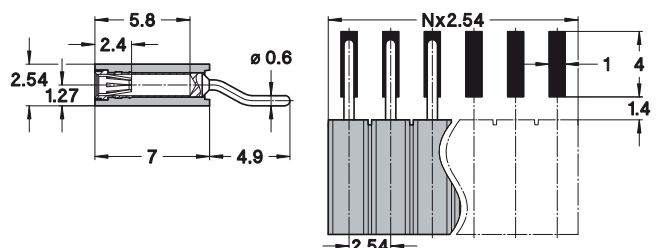


*Please consult www.precidip.com for availability size of tape, size of reel, number of components per reel and packing units.

Bulk: **T & R Packaging*:**
801-PP-NNN-40-001101 801-PP-NNN-40-001191

SMD socket connector, parallel mount, long contact, single row

AVAILABILITY FROM 2 to 50 contacts
(standard number of contacts: 50)
For connectors having more than 9 contacts,
the coplanarity issue is to be addressed specifically



*Please consult www.precidip.com for availability size of tape, size of reel, number of components per reel and packing units.



preci-dip

WWW.PRECIDIP.COM TEL +41 32 421 04 00 SALES@PRECIDIP.COM

SOCKET CONNECTORS 2.54 mm

MATING PIN Ø 0.76 mm / SINGLE ROW / DOUBLE ROW / PRESS-FIT

Socket connectors, press-fit with compliant pin for solderless mount in PCB plated through holes.


TECHNICAL SPECIFICATIONS (FOR GENERAL SPECS, SEE PAGE 43)

| | |
|--------------------------------|---|
| INSULATOR | Black glass filled polyester PCT-GF30-FR |
| FLAMMABILITY | UL 94V-0 |
| SLEEVE | Bronze CuSn4Pb4Zn4 (C54400) |
| CONTACT CLIP (6 FINGER) | Beryllium copper (C17200) |
| MATING PINS | Ø 0.70 to 0.90 mm, ∇ 0.635 mm |
| FORCES | 1.2 N typ. insertion 0.6 N typ. withdrawal (polished steel gauge Ø 0.76 mm) |
| MECHANICAL LIFE | Min. 500 cycles |
| RATED CURRENT | 3 A |
| CONTACT RESISTANCE | Max. 10 mΩ |
| DIELECTRIC STRENGTH | Min. 1'000 V _{RMS} |
| PCB HOLE Ø | 1 mm +0.09/-0.06 mm finished (1.15 ±0.025 mm drill) |

For corresponding pin connectors, see pages 109-119.

ORDERING INFORMATION ROHS COMPLIANT PARTS

| PP PLATING CODE | SLEEVE | CLIP |
|-----------------|--------|--------------|
| 87 | Tin | Flash gold |
| 83 | Tin | 0.75 µm gold |



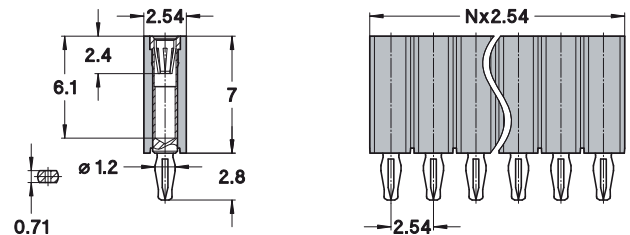
Other plating on request (see page 178 for plating specs).

NNN number of poles. Replace **NNN** with the requested number of poles, e.g. 801-87-**NNN**-65-001101 for a single row version with 8 pins becomes 801-87-**008**-65-001101.

801-PP-NNN-65-001101

Press-fit socket connector, single row, compliant pin for PCB thickness 1.5 to 2.5 mm

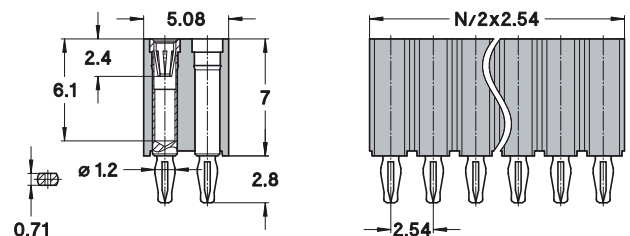
AVAILABILITY FROM 2 to 50 contacts
(standard number of contacts: 50)



803-PP-NNN-65-001101

Press-fit socket connector, double row, compliant pin for PCB thickness 1.5 to 2.5 mm

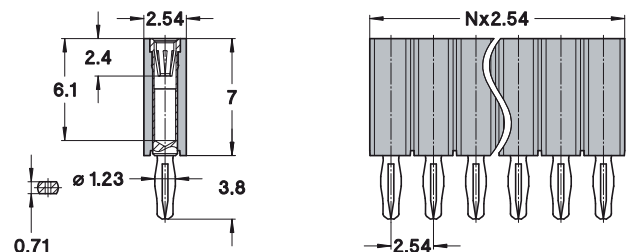
AVAILABILITY FROM 4 to 100 contacts
(standard number of contacts: 100)



801-PP-NNN-66-001101

Press-fit socket connector, single row, compliant pin for PCB thickness 2.1 to 3.2 mm

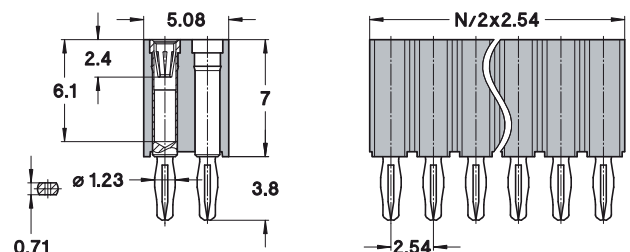
AVAILABILITY FROM 2 to 50 contacts
(standard number of contacts: 50)



803-PP-NNN-66-001101

Press-fit socket connector, double row, compliant pin for PCB thickness 2.1 to 3.2 mm

AVAILABILITY FROM 4 to 100 contacts
(standard number of contacts: 100)





preci-dip

WWW.PRECIDIP.COM TEL +41 32 421 04 00 SALES@PRECIDIP.COM

SOCKET CONNECTORS 2.54 mm


MATING PIN Ø 0.76 mm / SINGLE ROW / DOUBLE ROW / WIRE-WRAP

Socket connectors.

TECHNICAL SPECIFICATIONS (FOR GENERAL SPECS, SEE PAGE 43)

| | |
|--------------------------------|---|
| INSULATOR | Black glass filled polyester PCT-GF30-FR |
| FLAMMABILITY | UL 94V-0 |
| SLEEVE | Brass CuZn36Pb3 (C36000) |
| CONTACT CLIP (6 FINGER) | Beryllium copper (C17200) |
| MATING PINS | Ø 0.70 to 0.90 mm, \square 0.635 mm |
| FORCES | 1.2 N typ. insertion 0.6 N typ. withdrawal (polished steel gauge Ø 0.76 mm) |
| MECHANICAL LIFE | Min. 500 cycles |
| RATED CURRENT | 3 A |
| CONTACT RESISTANCE | Max. 10 mΩ |
| DIELECTRIC STRENGTH | Min. 1'000 V _{RMS} |

For corresponding pin connectors, see pages 109-119.



ORDERING INFORMATION ROHS COMPLIANT PARTS

| PP PLATING CODE | SLEEVE | CLIP |
|-----------------|--------|--------------|
| 87 | Tin | Flash gold |
| 83 | Tin | 0.75 µm gold |

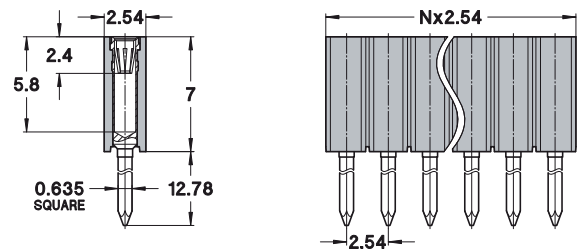
Other plating on request (see page 178 for plating specs).

NNN number of poles. Replace **NNN** with the requested number of poles, e.g. 803-87-**NNN**-53-001101 for a double row version with 16 pins becomes 803-87-**016**-53-001101.

801-PP-NNN-53-001101

Wire-wrap socket connector, height 7 mm, 3-level, single row

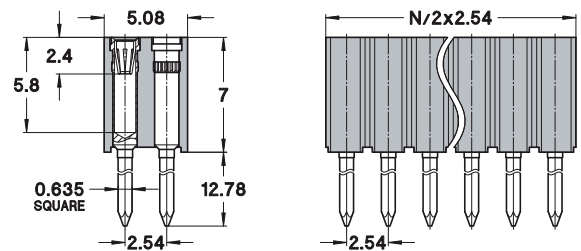
AVAILABILITY FROM 2 to 50 contacts
(standard number of contacts: 50)



803-PP-NNN-53-001101

Wire-wrap socket connector, height 7 mm, 3-level, double row

AVAILABILITY FROM 4 to 100 contacts
(standard number of contacts: 100)





preci-dip

WWW.PRECIDIP.COM TEL +41 32 421 04 00 SALES@PRECIDIP.COM

SOCKET CONNECTORS 2.54 mm


MATING PIN Ø 1 mm / SINGLE ROW / DOUBLE ROW / SOLDER TAIL

Socket connectors, solder tail.

TECHNICAL SPECIFICATIONS (FOR GENERAL SPECS, SEE PAGE 43)

| | |
|--------------------------------|--|
| INSULATOR | Black glass filled polyester PCT-GF30-FR |
| FLAMMABILITY | UL 94V-0 |
| SLEEVE | Brass CuZn36Pb3 (C36000) |
| CONTACT CLIP (6 FINGER) | Beryllium copper (C17200) |
| MATING PIN Ø | 0.95 to 1.08 mm |
| FORCES | 1.2 N typ. insertion 0.6 N typ. withdrawal (polished steel gauge Ø 1 mm) |
| MECHANICAL LIFE | Min. 100 cycles |
| RATED CURRENT | 3 A |
| CONTACT RESISTANCE | Max. 10 mΩ |
| DIELECTRIC STRENGTH | Min. 1'000 V _{RMS} |

For corresponding pin connectors, see page 113.



ORDERING INFORMATION ROHS COMPLIANT PARTS

| PP PLATING CODE | SLEEVE | CLIP |
|-----------------|--------|--------------|
| 87 | Tin | Flash gold |
| 83 | Tin | 0.75 µm gold |

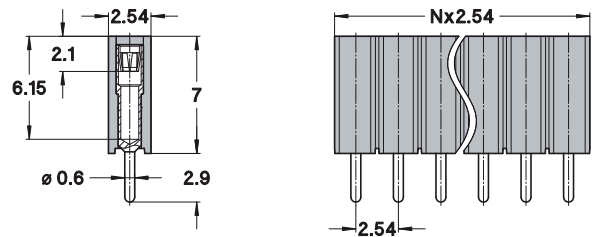
Other plating on request (see page 178 for plating specs).

NNN number of poles. Replace **NNN** with the requested number of poles, e.g. 803-87-**NNN**-10-004101 for a double row version with 16 pins becomes 803-87-**016**-10-004101.

801-PP-NNN-10-004101

Straight socket connector, height 7 mm, solder tail, single row

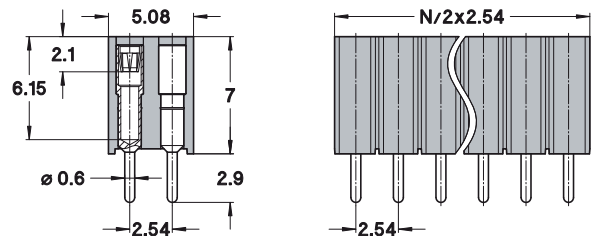
AVAILABILITY FROM 2 to 50 contacts
(standard number of contacts: 50)



803-PP-NNN-10-004101

Straight socket connector, height 7 mm, solder tail, double row

AVAILABILITY FROM 4 to 100 contacts
(standard number of contacts: 100)





preci-dip

WWW.PRECIDIP.COM TEL +41 32 421 04 00 SALES@PRECIDIP.COM

PIN CONNECTORS 2.54 mm

CONNECTING PIN Ø 0.47 mm / SINGLE ROW / DOUBLE ROW
SOLDER TAIL

Pin connectors, solder tail.

TECHNICAL SPECIFICATIONS (FOR GENERAL SPECS, SEE PAGE 43)


| | |
|---------------------|--|
| INSULATOR | Black glass filled polyester PCT-GF30-FR |
| FLAMMABILITY | UL 94V-0 |
| CONTACT | Brass CuZn36Pb3 (C36000) |
| CONNECTING PIN Ø | 0.47 mm and 0.49 mm |
| MECHANICAL LIFE | Min. 500 cycles |
| RATED CURRENT | 3 A |
| DIELECTRIC STRENGTH | Min. 1'000 V _{RMS} |

For corresponding socket connectors, see pages 69-84.

ORDERING INFORMATION ROHS COMPLIANT PARTS

| PP PLATING CODE | TERMINATION | CONNECTING PIN |
|-----------------|--------------|----------------|
| 10 | 0.25 µm gold | 0.25 µm gold |
| 80 | Tin | Tin |
| V3* | Tin | 0.75 µm gold |

*only for 350/450...00-006101 series



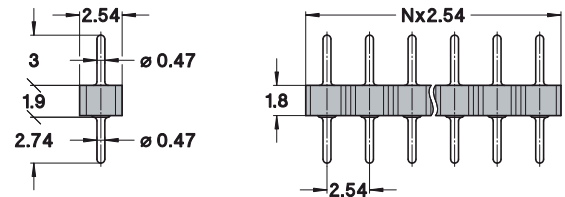
Other plating on request (see page 178 for plating specs).

NN number of poles. Replace **NN** with the requested number of poles, e.g. 450-10-2NN-00-006101 for a double row version with 16 pins becomes 450-10-216-00-006101.

350-PP-1NN-00-019101

Straight pin connector ultralow profile, height 1.9 mm, solder tail, single row

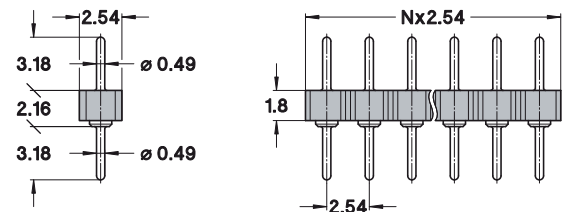
AVAILABILITY FROM 2 to 64 contacts
(standard number of contacts: 64)



350-PP-1NN-00-024101

Straight pin connector ultralow profile, height 2.2 mm, solder tail, single row

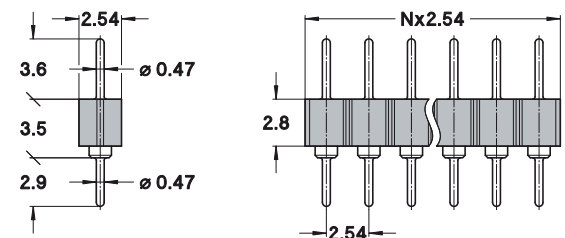
AVAILABILITY FROM 2 to 64 contacts
(standard number of contacts: 64)



350-PP-1NN-00-006101

Straight pin connector low profile, height 3.5 mm, solder tail, single row

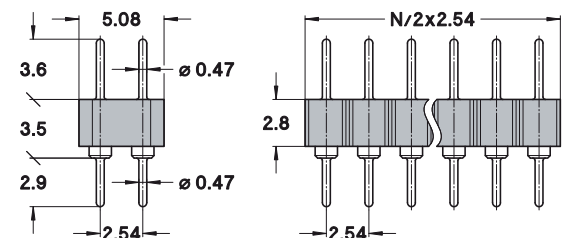
AVAILABILITY FROM 2 to 64 contacts
(standard number of contacts: 64)



450-PP-2NN-00-006101

Straight pin connector low profile, height 3.5 mm, solder tail, double row

AVAILABILITY FROM 4 to 72 contacts
(standard number of contacts: 72)





preci-dip

WWW.PRECIDIP.COM TEL +41 32 421 04 00 SALES@PRECIDIP.COM

PIN CONNECTORS 2.54 mm

CONNECTING PIN Ø 0.47 mm / SINGLE ROW / DOUBLE ROW
SOLDER TAIL

Pin connectors, solder tail.


TECHNICAL SPECIFICATIONS (FOR GENERAL SPECS, SEE PAGE 43)

| | |
|---------------------|--|
| INSULATOR | Black glass filled polyester PCT-GF30-FR |
| FLAMMABILITY | UL 94V-0 |
| CONTACT | Brass CuZn36Pb3 (C36000) |
| CONNECTING PIN Ø | 0.47 mm |
| MECHANICAL LIFE | Min. 500 cycles |
| RATED CURRENT | 3 A |
| DIELECTRIC STRENGTH | Min. 1'000 V _{RMS} |

For corresponding socket connectors, see pages 69-84.

ORDERING INFORMATION ROHS COMPLIANT PARTS

| PP PLATING CODE | TERMINATION | CONNECTING PIN |
|-----------------|--------------|----------------|
| 10 | 0.25 µm gold | 0.25 µm gold |
| 80 | Tin | Tin |



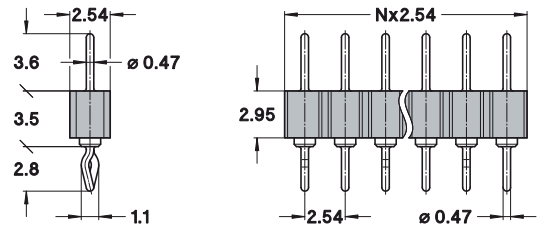
Other plating on request (see page 178 for plating specs).

NN number of poles. Replace NN with the requested number of poles, e.g. 350-10-1NN-00-001101 for a single row version with 8 pins becomes 350-10-108-00-001101.

350-PP-1NN-01-666101

Straight pin connector, height 3.5 mm, with clinched (right/left) solder tails, single row

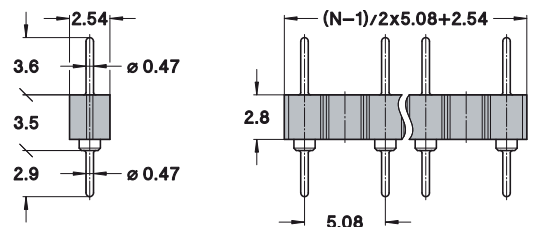
AVAILABILITY FROM 3 to 64 contacts
(standard number of contacts: 64)



350-PP-1YY-01-714101

Straight pin connector, height 3.5 mm, solder tail, single row, partially equipped 5.08 mm

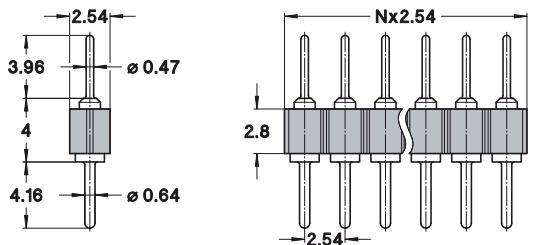
AVAILABILITY FROM 2 to 32 contacts
YY number of poles:
please consult for ordering code



350-PP-1NN-00-001101

Straight pin connector, height 4 mm, solder tail, single row

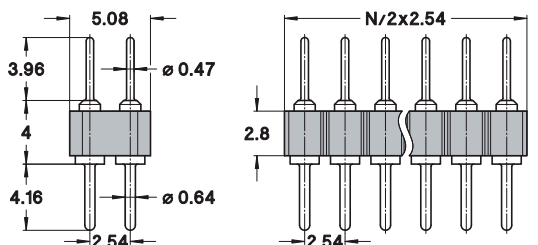
AVAILABILITY FROM 2 to 64 contacts
(standard number of contacts: 64)



450-PP-2NN-00-001101

Straight pin connector, height 4 mm, solder tail, double row

AVAILABILITY FROM 4 to 72 contacts
(standard number of contacts: 72)





preci-dip

WWW.PRECIDIP.COM TEL +41 32 421 04 00 SALES@PRECIDIP.COM

PIN CONNECTORS 2.54 mm

CONNECTING PIN Ø 0.47 mm / SINGLE ROW / DOUBLE ROW
SOLDER TAIL

Pin connectors, solder tail.


TECHNICAL SPECIFICATIONS (FOR GENERAL SPECS, SEE PAGE 43)

| | |
|---------------------|--|
| INSULATOR | Black glass filled polyester PCT-GF30-FR |
| FLAMMABILITY | UL 94V-0 |
| CONTACT | Brass CuZn36Pb3 (C36000) |
| CONNECTING PIN Ø | 0.47 mm |
| MECHANICAL LIFE | Min. 500 cycles |
| RATED CURRENT | 3 A |
| DIELECTRIC STRENGTH | Min. 1'000 V _{RMS} |

For corresponding socket connectors, see pages 69-84.

ORDERING INFORMATION ROHS COMPLIANT PARTS

| PP PLATING CODE | TERMINATION | CONNECTING PIN |
|-----------------|--------------|----------------|
| 10 | 0.25 µm gold | 0.25 µm gold |
| 80 | Tin | Tin |



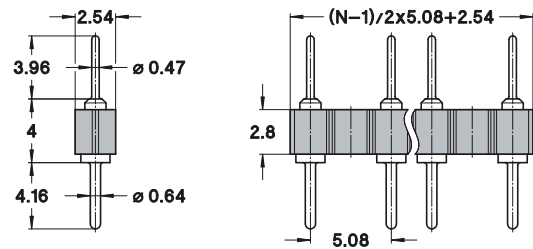
Other plating on request (see page 178 for plating specs).

NN number of poles. Replace **NN** with the requested number of poles, e.g. 450-10-2**NN**-00-013101 for a double row version with 16 pins becomes 450-10-2**16**-00-013101.

350-PP-1YY-01-609101

Straight pin connector, low profile, height 4 mm, solder tail, single row, partially equipped 5.08 mm

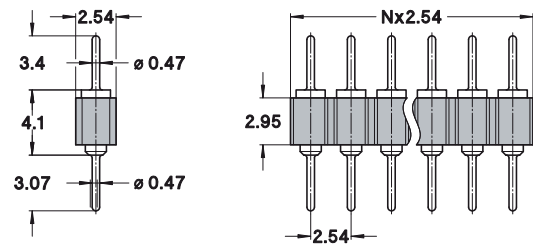
AVAILABILITY FROM 2 to 32 contacts
YY number of poles:
please consult for ordering code



350-PP-1NN-00-013101

Straight pin connector, height 4.1 mm, solder tail, single row

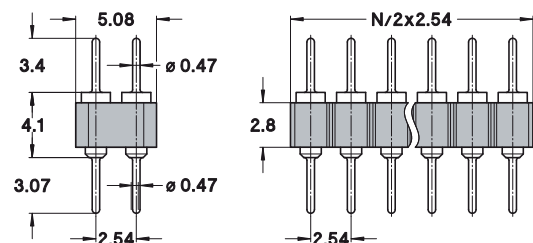
AVAILABILITY FROM 2 to 64 contacts
(standard number of contacts: 64)



450-PP-2NN-00-013101

Straight pin connector, height 4.1 mm, solder tail, double row

AVAILABILITY FROM 4 to 72 contacts
(standard number of contacts: 72)





precidip

WWW.PRECIDIP.COM TEL +41 32 421 04 00 SALES@PRECIDIP.COM

PIN CONNECTORS 2.54 mm

CONNECTING PIN Ø 0.47 mm / SINGLE ROW / DOUBLE ROW
SOLDER TAIL

Pin interconnect connectors, solder tail.


TECHNICAL SPECIFICATIONS (FOR GENERAL SPECS, SEE PAGE 43)

| | |
|----------------------------|--|
| INSULATOR | Black glass filled polyester PCT-GF30-FR |
| FLAMMABILITY | UL 94V-0 |
| CONTACT | Brass CuZn36Pb3 (C36000) |
| CONNECTING PIN Ø | 0.47 mm |
| MECHANICAL LIFE | Min. 500 cycles |
| RATED CURRENT | 3 A |
| DIELECTRIC STRENGTH | Min. 1'000 V _{RMS} |

For corresponding socket connectors, see pages 69-80.

ORDERING INFORMATION ROHS COMPLIANT PARTS

| PP PLATING CODE | TERMINATION | CONNECTING PIN |
|-----------------|--------------|----------------|
| 10 | 0.25 µm gold | 0.25 µm gold |
| 80 | Tin | Tin |



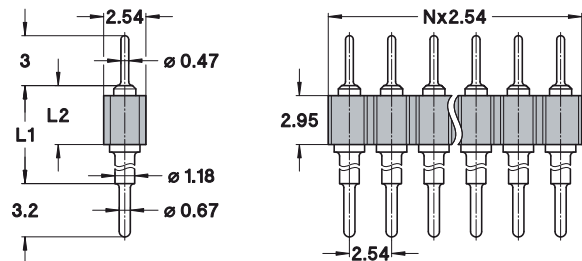
Other plating on request (see page 178 for plating specs).

NN number of poles. Replace **NN** with the requested number of poles, e.g. 451-10-2**NN**-00-003101 for a double row version with 8 pins becomes 451-10-2**08**-00-003101.

351-PP-1NN-00-XXX101

Straight interconnect pin connector, solder tail, single row

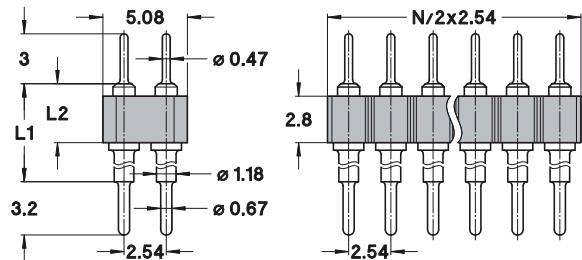
AVAILABILITY FROM 2 to 64 contacts
(standard number of contacts: 64)



451-PP-2NN-00-XXX101

Straight interconnect pin connector, solder tail, double row

AVAILABILITY FROM 4 to 72 contacts
(standard number of contacts: 72)



AVAILABLE CONTACT LENGTHS

| CONTACT LENGTH | | XXX CODE |
|----------------|---------|----------|
| L1 (mm) | L2 (mm) | |
| 6.2 | 4.7 | 003 |
| 8.4 | 3.55 | 004 |
| 15.3 | 3.55 | 005 |
| 21.2 | 3.55 | 016 |
| 27.4 | 3.55 | 017 |

Other lengths on request



preci-dip

WWW.PRECIDIP.COM TEL +41 32 421 04 00 SALES@PRECIDIP.COM

PIN CONNECTORS 2.54 mm

CONNECTING PIN Ø 0.47 mm / SINGLE ROW / DOUBLE ROW
SOLDER TAIL / RIGHT ANGLE

Right angle pin connectors, solder tail.


TECHNICAL SPECIFICATIONS (FOR GENERAL SPECS, SEE PAGE 43)

| | |
|---------------------|--|
| INSULATOR | Black glass filled polyester PCT-GF30-FR |
| FLAMMABILITY | UL 94V-0 |
| CONTACT | Brass CuZn36Pb3 (C36000) |
| CONNECTING PIN Ø | 0.47 mm |
| MECHANICAL LIFE | Min. 500 cycles |
| RATED CURRENT | 3 A |
| DIELECTRIC STRENGTH | Min. 1'000 V _{RMS} |

For corresponding socket connectors, see pages 69-84.

ORDERING INFORMATION ROHS COMPLIANT PARTS

| PP PLATING CODE | TERMINATION | CONNECTING PIN |
|-----------------|--------------|----------------|
| 10 | 0.25 µm gold | 0.25 µm gold |
| 80 | Tin | Tin |
| V3 | Tin | 0.75 µm gold |



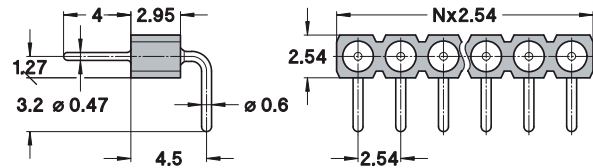
Other plating on request (see page 178 for plating specs).

NN number of poles. Replace **NN** with the requested number of poles, e.g. 499-10-2**NN**-10-009101 for a double row version with 8 pins becomes 499-10-2**08**-10-009101.

399-PP-1NN-10-009101

Right angle pin connector, solder tail, single row

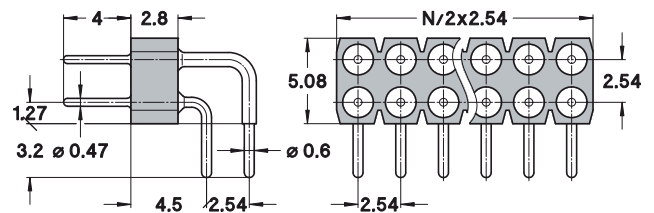
AVAILABILITY FROM 2 to 64 contacts
(standard number of contacts: 64)



499-PP-2NN-10-009101

Right angle pin connector, solder tail, double row

AVAILABILITY FROM 4 to 72 contacts
(standard number of contacts: 72)





precidip

WWW.PRECIDIP.COM TEL +41 32 421 04 00 SALES@PRECIDIP.COM

PIN CONNECTORS 2.54 mm

CONNECTING PIN Ø 0.47 mm / SINGLE ROW / DOUBLE ROW SURFACE MOUNT

Pin connectors, SMD.

TECHNICAL SPECIFICATIONS (FOR GENERAL SPECS, SEE PAGE 43)

| | |
|-------------------------------------|---|
| INSULATOR | Black glass filled polyester PCT-GF30-FR |
| FLAMMABILITY | UL 94V-0 |
| CONTACT | Brass CuZn36Pb3 (C36000) |
| CONNECTING PIN Ø | 0.47 mm |
| MECHANICAL LIFE | Min. 500 cycles |
| RATED CURRENT | 3 A |
| DIELECTRIC STRENGTH | Min. 1'000 V _{RMS} |
| COPLANARITY SMD TERMINATIONS | Max. 0.1 mm (measured on 25 mm long connectors) |

For corresponding socket connectors, see pages 69-84.

ORDERING INFORMATION ROHS COMPLIANT PARTS

| PP PLATING CODE | TERMINATION | CONNECTING PIN |
|-----------------|--------------|----------------|
| 10 | 0.25 µm gold | 0.25 µm gold |
| 80 | Tin | Tin |
| V3* | Tin | 0.75 µm gold |

*only for 350/450...00-106101 series



Other plating on request (see page 178 for plating specs).

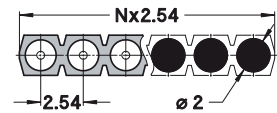
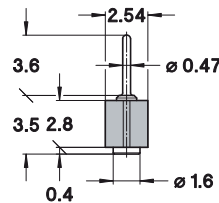
NN number of poles. Replace NN with the requested number of poles, e.g. 350-10-1NN-00-106101 for a single row version with 8 pins becomes 350-10-108-00-106101.

Bulk: **T & R Packaging with pick & place cap*:**
350-PP-1NN-01-899101 350-PP-1NN-01-899191

SMD pin connector, low profile, single row, perpendicular mount with self-levelling floating contacts

AVAILABILITY FROM 2 to 64 contacts
(standard number of contacts: 64)
For connectors having more than 9 contacts, the coplanarity issue is to be addressed specifically

*Please consult www.precidip.com for availability size of tape, size of reel, number of components per reel and packing units.

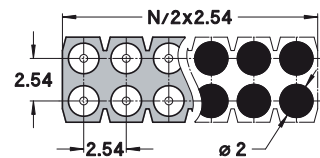
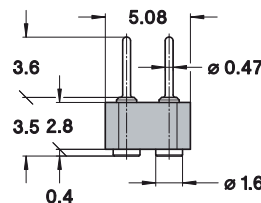


Bulk: **T & R Packaging with pick & place cap*:**
450-PP-2NN-01-899101 450-PP-2NN-01-899191

SMD pin connector, low profile, double row, perpendicular mount with self-levelling floating contacts

AVAILABILITY FROM 4 to 72 contacts
(standard number of contacts: 72)
For connectors having more than 9 contacts per row, the coplanarity issue is to be addressed specifically

*Please consult www.precidip.com for availability size of tape, size of reel, number of components per reel and packing units.

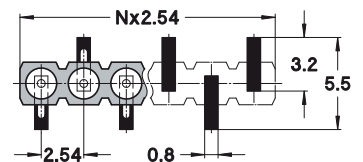
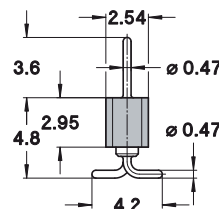


Bulk: **T & R Packaging with pick & place cap*:**
350-PP-1NN-00-106101 350-PP-1NN-00-106191

SMD pin connector, single row, perpendicular mount with gull-wing terminations

AVAILABILITY FROM 3 to 64 contacts
(standard number of contacts: 64)
For connectors having more than 9 contacts, the coplanarity issue is to be addressed specifically

*Please consult www.precidip.com for availability size of tape, size of reel, number of components per reel and packing units.

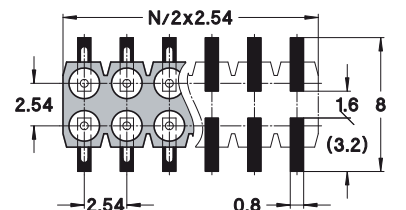
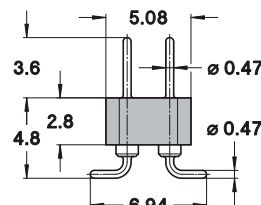


Bulk: **T & R Packaging with pick & place cap*:**
450-PP-2NN-00-106101 450-PP-2NN-00-106191

SMD pin connector, double row, perpendicular mount with gull-wing terminations

AVAILABILITY FROM 4 to 72 contacts
(standard number of contacts: 72)
For connectors having more than 9 contacts per row, the coplanarity issue is to be addressed specifically

*Please consult www.precidip.com for availability size of tape, size of reel, number of components per reel and packing units.



Due to technical progress, all information provided is subject to change without prior notice.



preci-dip

WWW.PRECIDIP.COM TEL +41 32 421 04 00 SALES@PRECIDIP.COM

PIN CONNECTORS 2.54 mm


CONNECTING PIN Ø 0.47 mm / SINGLE ROW / SURFACE MOUNT

Pin connectors, SMD.

TECHNICAL SPECIFICATIONS (FOR GENERAL SPECS, SEE PAGE 43)

| | |
|---------------------------------|---|
| INSULATOR | Black glass filled polyester PCT-GF30-FR |
| FLAMMABILITY | UL 94V-0 |
| CONTACT | Brass CuZn36Pb3 (C36000) |
| CONNECTING PIN Ø | 0.47 mm |
| MECHANICAL LIFE | Min. 500 cycles |
| RATED CURRENT | 3 A |
| DIELECTRIC STRENGTH | Min. 1'000 V _{RMS} |
| COPLANARITY SMD TERMINATIONS | Max. 0.1 mm (measured on 25 mm long connectors) |

For corresponding socket connectors, see pages 69-84.



ORDERING INFORMATION ROHS COMPLIANT PARTS

| PP PLATING CODE | TERMINATION | CONNECTING PIN |
|-----------------|--------------|----------------|
| 10 | 0.25 µm gold | 0.25 µm gold |
| 80 | Tin | Tin |

Other plating on request (see page 178 for plating specs).

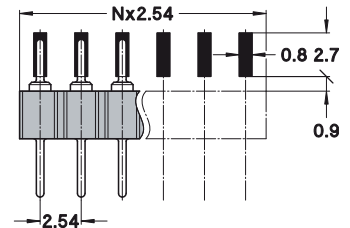
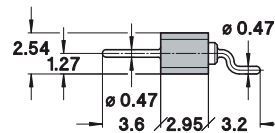
NN number of poles. Replace **NN** with the requested number of poles, e.g. 350-10-1**NN**-00-206101 for a single row version with 8 pins becomes 350-10-**108**-00-206101.

Bulk: 350-PP-1**NN**-00-206101 **T & R Packaging*:** 350-PP-1**NN**-00-206191

SMD pin connector, single row, parallel mount

AVAILABILITY FROM 2 to 64 contacts
(standard number of contacts: 64)
For connectors having more than 9 contacts, the coplanarity issue is to be addressed specifically

*Please consult www.precidip.com for availability size of tape, size of reel, number of components per reel and packing units.





preci-dip

WWW.PRECIDIP.COM TEL +41 32 421 04 00 SALES@PRECIDIP.COM

PIN CONNECTORS 2.54 mm

CONNECTING PIN Ø 0.47 mm / SINGLE ROW / DOUBLE ROW / PRESS-FIT

Pin connectors, press-fit with compliant pin for solderless mount in PCB plated through holes.


TECHNICAL SPECIFICATIONS (FOR GENERAL SPECS, SEE PAGE 43)

| | |
|---------------------|--|
| INSULATOR | Black glass filled polyester PCT-GF30-FR |
| FLAMMABILITY | UL 94V-0 |
| CONTACT | Bronze CuSn4Pb4Zn4 (C54400) |
| CONNECTING PIN Ø | 0.47 mm |
| MECHANICAL LIFE | Min. 500 cycles |
| RATED CURRENT | 3 A |
| DIELECTRIC STRENGTH | Min. 1'000 V _{RMS} |
| PCB HOLE Ø | 1 mm +0.09/-0.06 mm finished (1.15 ±0.025 mm drill) |

For corresponding socket connectors, see pages 69-84.

ORDERING INFORMATION ROHS COMPLIANT PARTS

| PP PLATING CODE | TERMINATION | CONNECTING PIN |
|-----------------|-------------|----------------|
| V3 | Tin | 0.75 µm gold |



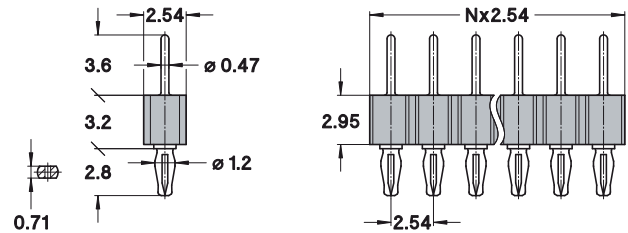
Other plating on request (see page 178 for plating specs).

NN number of poles. Replace **NN** with the requested number of poles, e.g. 356-V3-1**NN**-00-014101 for a single row version with 8 pins becomes 356-V3-**108**-00-014101.

356-V3-1**NN**-00-014101

Press-fit pin connector, single row, compliant pin for PCB thickness 1.5 to 2.5 mm

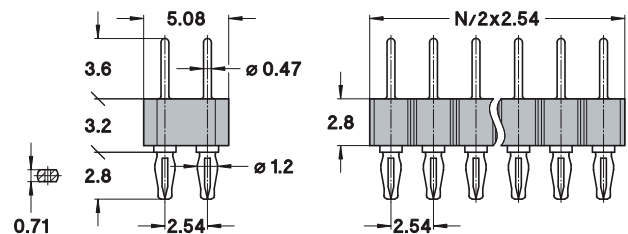
AVAILABILITY FROM 2 to 64 contacts
(standard number of contacts: 64)



456-V3-2**NN**-00-014101

Press-fit pin connector, double row, compliant pin for PCB thickness 1.5 to 2.5 mm

AVAILABILITY FROM 4 to 72 contacts
(standard number of contacts: 72)





preci-dip

WWW.PRECIDIP.COM TEL +41 32 421 04 00 SALES@PRECIDIP.COM

PIN CONNECTORS 2.54 mm

CONNECTING PIN Ø 0.76 mm / SINGLE ROW / DOUBLE ROW
SOLDER TAIL

Pin connectors, solder tail.


TECHNICAL SPECIFICATIONS (FOR GENERAL SPECS, SEE PAGE 43)

| | |
|---------------------|--|
| INSULATOR | Black glass filled polyester PCT-GF30-FR |
| FLAMMABILITY | UL 94V-0 |
| CONTACT | Brass CuZn36Pb3 (C36000) |
| CONNECTING PIN Ø | 0.76 mm |
| MECHANICAL LIFE | Min. 500 cycles |
| RATED CURRENT | 3 A |
| DIELECTRIC STRENGTH | Min. 1'000 V _{RMS} |

For corresponding socket connectors, see pages 85-99.

ORDERING INFORMATION ROHS COMPLIANT PARTS

| PP PLATING CODE | TERMINATION | CONNECTING PIN |
|-----------------|--------------|----------------|
| 10 | 0.25 µm gold | 0.25 µm gold |
| 80 | Tin | Tin |



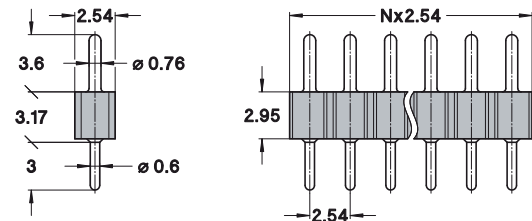
Other plating on request (see page 178 for plating specs).

NNN number of poles. Replace **NNN** with the requested number of poles, e.g. 800-10-**NNN**-10-001101 for a single row version with 8 pins becomes 800-10-**008**-10-001101.

800-PP-NNN-10-002101

Straight pin connector, height 3.2 mm, short pin, solder tail, single row

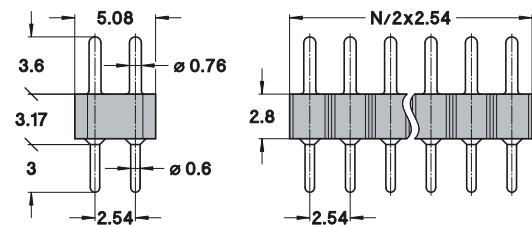
AVAILABILITY FROM 2 to 64 contacts
(standard number of contacts: 64)



802-PP-NNN-10-002101

Straight pin connector, height 3.2 mm, short pin, solder tail, double row

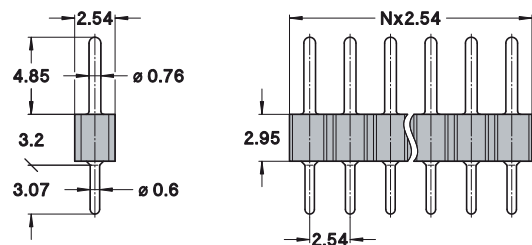
AVAILABILITY FROM 4 to 72 contacts
(standard number of contacts: 72)



800-PP-NNN-10-001101

Straight pin connector, height 3.2 mm, long pin, solder tail, single row

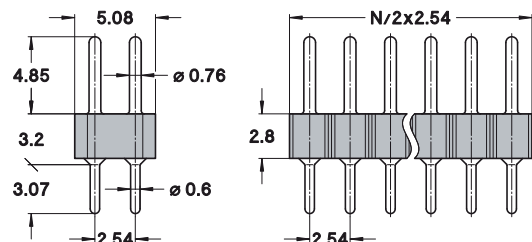
AVAILABILITY FROM 2 to 64 contacts
(standard number of contacts: 64)
Option: partially equipped 5.08 mm connector
PN 800-PP-YYY-10-101101 available on request



802-PP-NNN-10-001101

Straight pin connector, height 3.2 mm, long pin, solder tail, double row

AVAILABILITY FROM 4 to 72 contacts
(standard number of contacts: 72)





preci-dip

WWW.PRECIDIP.COM TEL +41 32 421 04 00 SALES@PRECIDIP.COM

PIN CONNECTORS 2.54 mm

CONNECTING PIN Ø 0.76 mm / SINGLE ROW / DOUBLE ROW / TRIPLE ROW
SOLDER TAIL

Pin connectors, solder tail.

TECHNICAL SPECIFICATIONS (FOR GENERAL SPECS, SEE PAGE 43)


| | |
|---------------------|--|
| INSULATOR | Black glass filled polyester PCT-GF30-FR |
| FLAMMABILITY | UL 94V-0 |
| CONTACT | Brass CuZn36Pb3 (C36000) |
| CONNECTING PIN Ø | 0.76 mm |
| MECHANICAL LIFE | Min. 500 cycles |
| RATED CURRENT | 3 A |
| DIELECTRIC STRENGTH | Min. 1'000 V _{RMS} |

For corresponding socket connectors, see pages 85-99.

ORDERING INFORMATION ROHS COMPLIANT PARTS

| PP PLATING CODE | TERMINATION | CONNECTING PIN |
|-----------------|--------------|----------------|
| 10 | 0.25 µm gold | 0.25 µm gold |
| 80 | Tin | Tin |
| V3* | Tin | 0.75 µm gold |

*only for 802/804...10-193101 series



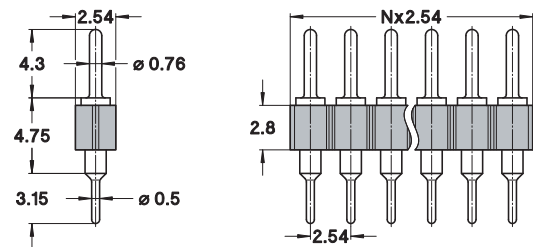
Other plating on request (see page 178 for plating specs).

NNN number of poles. Replace **NNN** with the requested number of poles, e.g. 802-10-**NNN**-10-193101 for a double row version with 16 pins becomes 802-10-**016**-10-193101.

350-PP-1NN-00-018101

Straight pin connector, height 4.75 mm, solder tail, single row

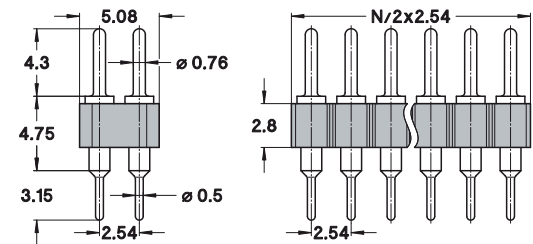
AVAILABILITY FROM 2 to 64 contacts
(standard number of contacts: 64)



450-PP-2NN-00-018101

Straight pin connector, height 4.75 mm, solder tail, double row

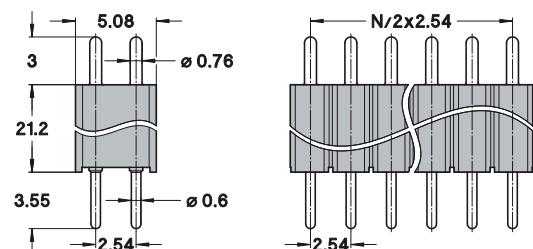
AVAILABILITY FROM 4 to 72 contacts
(standard number of contacts: 72)



802-V3-NNN-10-193101

Straight pin connector, height 21.2 mm, solder tail, double row

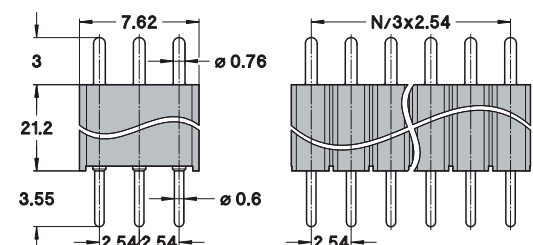
AVAILABILITY FROM 4 to 64 contacts
(standard number of contacts: 64)



804-V3-NNN-10-193101

Straight pin connector, height 21.2 mm, solder tail, triple row

AVAILABILITY FROM 9 to 96 contacts
(standard number of contacts: 96)





preci-dip

WWW.PRECIDIP.COM TEL +41 32 421 04 00 SALES@PRECIDIP.COM

PIN CONNECTORS 2.54 mm

CONNECTING PIN Ø 0.76 mm / SINGLE ROW / DOUBLE ROW / TRIPLE ROW
SOLDER TAIL

Shrouded pin connectors, solder tail.


TECHNICAL SPECIFICATIONS (FOR GENERAL SPECS, SEE PAGE 43)

| | |
|---------------------|--|
| INSULATOR | Black glass filled polyester PCT-GF30-FR |
| FLAMMABILITY | UL 94V-0 |
| CONTACT | Brass CuZn36Pb3 (C36000) |
| CONNECTING PIN Ø | 0.76 mm |
| MECHANICAL LIFE | Min. 500 cycles |
| RATED CURRENT | 3 A |
| DIELECTRIC STRENGTH | Min. 1'000 V _{RMS} |

For corresponding socket connectors, see pages 85-99.

ORDERING INFORMATION ROHS COMPLIANT PARTS

| | | |
|-----------------|-------------|----------------|
| PP PLATING CODE | TERMINATION | CONNECTING PIN |
| V3 | Tin | 0.75 µm gold |



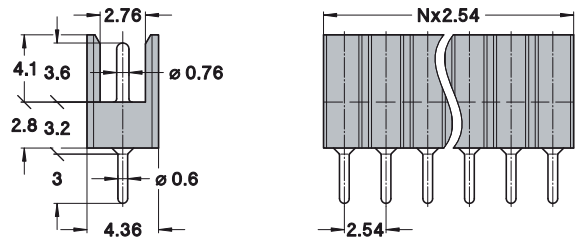
Other plating on request (see page 178 for plating specs).

NNN number of poles. Replace **NNN** with the requested number of poles, e.g. 800-V3-**NNN**-12-002101 for a single row version with 8 pins becomes 800-V3-**008**-12-002101.

800-V3-**NNN**-12-002101

Straight shrouded pin connector, solder tail, single row

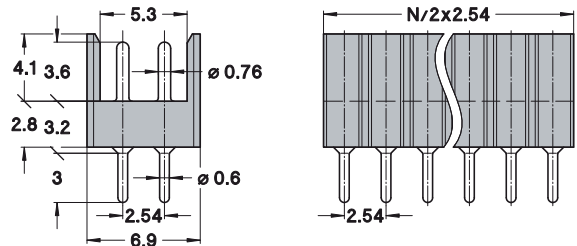
AVAILABILITY FROM 2 to 32 contacts
(standard number of contacts: 32)



802-V3-**NNN**-12-002101

Straight shrouded pin connector, solder tail, double row

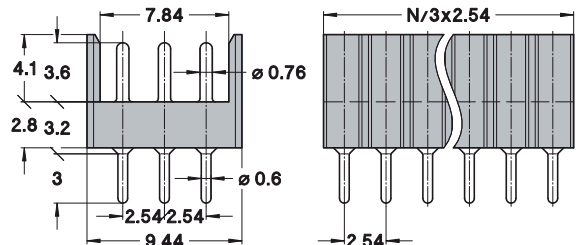
AVAILABILITY FROM 4 to 64 contacts
(standard number of contacts: 64)



804-V3-**NNN**-12-002101

Straight shrouded pin connector, solder tail, triple row

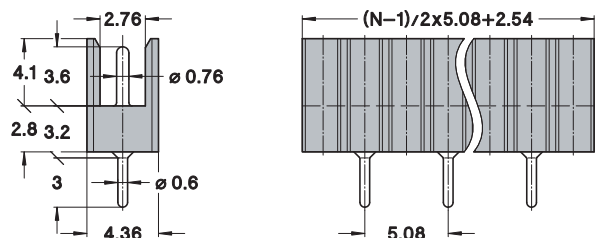
AVAILABILITY FROM 9 to 96 contacts
(standard number of contacts: 96)



800-V3-**YYY**-12-422101

Straight shrouded pin connector, solder tail, single row, partially equipped 5.08 mm

AVAILABILITY FROM 2 to 16 contacts
YYY number of poles:
please consult for ordering code





preci-dip

WWW.PRECIDIP.COM TEL +41 32 421 04 00 SALES@PRECIDIP.COM

PIN CONNECTORS 2.54 mm

CONNECTING PIN Ø 0.76 mm / SINGLE ROW / DOUBLE ROW
SOLDER TAIL / RIGHT ANGLE

Right angle pin connectors, solder tail.


TECHNICAL SPECIFICATIONS (FOR GENERAL SPECS, SEE PAGE 43)

| | |
|----------------------------|--|
| INSULATOR | Black glass filled polyester PCT-GF30-FR |
| FLAMMABILITY | UL 94V-0 |
| CONTACT | Brass CuZn36Pb3 (C36000) |
| CONNECTING PIN Ø | 0.76 mm |
| MECHANICAL LIFE | Min. 500 cycles |
| RATED CURRENT | 3 A |
| DIELECTRIC STRENGTH | Min. 1'000 V _{RMS} |

For corresponding socket connectors, see pages 85-99.

ORDERING INFORMATION ROHS COMPLIANT PARTS

| PP PLATING CODE | TERMINATION | CONNECTING PIN |
|-----------------|--------------|----------------|
| 10 | 0.25 µm gold | 0.25 µm gold |
| 80 | Tin | Tin |
| V3 | Tin | 0.75 µm gold |



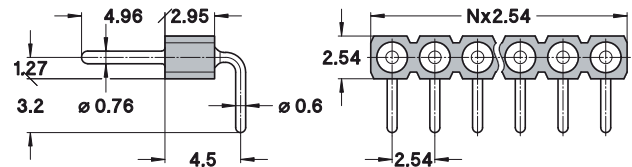
Other plating on request (see page 178 for plating specs).

NNN number of poles. Replace **NNN** with the requested number of poles, e.g. 800-10-**NNN**-20-001101 for a single row version with 8 pins becomes 800-10-**008**-20-001101.

800-PP-NNN-20-001101

Right angle pin connector, solder tail, single row

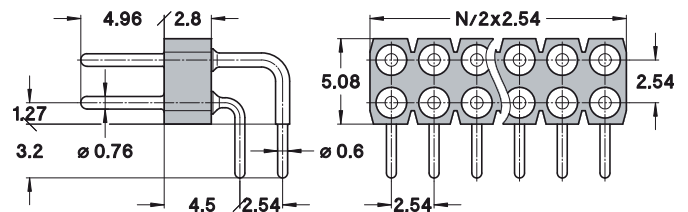
AVAILABILITY FROM 2 to 64 contacts
(standard number of contacts: 64)



802-PP-NNN-20-001101

Right angle pin connector, solder tail, double row

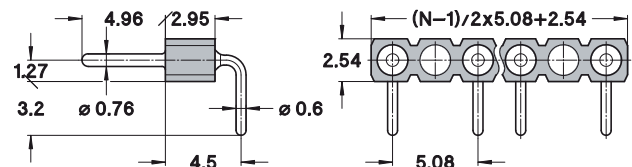
AVAILABILITY FROM 4 to 72 contacts
(standard number of contacts: 72)



800-PP-YYY-20-101101

Right angle pin connector, solder tail, single row, partially equipped 5.08 mm

AVAILABILITY FROM 2 to 32 contacts
YYY number of poles:
please consult for ordering code





preci-dip

WWW.PRECIDIP.COM TEL +41 32 421 04 00 SALES@PRECIDIP.COM

PIN CONNECTORS 2.54 mm

CONNECTING PIN Ø 0.76 / 1 mm / SINGLE ROW / DOUBLE ROW
TRIPLE ROW / SOLDER TAIL / RIGHT ANGLE

Right angle pin connectors, solder tail.

TECHNICAL SPECIFICATIONS (FOR GENERAL SPECS, SEE PAGE 43)


| | |
|---------------------|--|
| INSULATOR | Black glass filled polyester PCT-GF30-FR |
| FLAMMABILITY | UL 94V-0 |
| CONTACT | Brass CuZn36Pb3 (C36000) |
| CONNECTING PIN Ø | 0.76 mm / 1 mm |
| MECHANICAL LIFE | Min. 500 cycles |
| RATED CURRENT | 3 A |
| DIELECTRIC STRENGTH | Min. 1'000 V _{RMS} |

For corresponding socket connectors, see pages 85-100.

ORDERING INFORMATION ROHS COMPLIANT PARTS

| PP PLATING CODE | TERMINATION | CONNECTING PIN |
|-----------------|--------------|----------------|
| 10* | 0.25 µm gold | 0.25 µm gold |
| 80* | Tin | Tin |
| V3 | Tin | 0.75 µm gold |

*only for 800...-20-004101 series



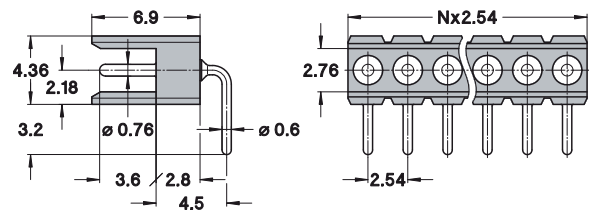
Other plating on request (see page 178 for plating specs).

NNN number of poles. Replace **NNN** with the requested number of poles, e.g. 800-V3-**NNN**-22-002101 for a single row version with 8 pins becomes 800-V3-**008**-22-002101.

800-V3-**NNN**-22-002101

Right angle shrouded pin connector, solder tail, single row

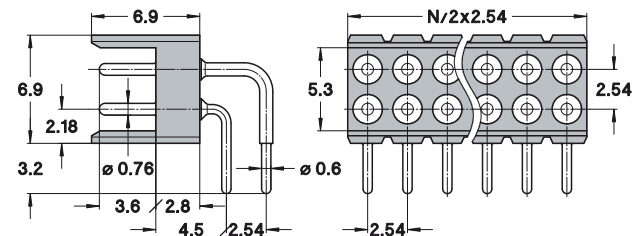
AVAILABILITY FROM 2 to 32 contacts
(standard number of contacts: 32)



802-V3-**NNN**-22-002101

Right angle shrouded pin connector, solder tail, double row

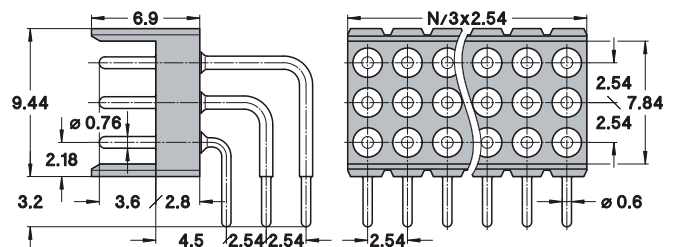
AVAILABILITY FROM 4 to 64 contacts
(standard number of contacts: 64)



804-V3-**NNN**-22-002101

Right angle shrouded pin connector, solder tail, triple row

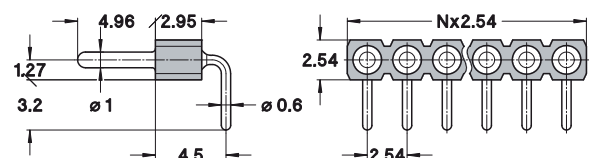
AVAILABILITY FROM 9 to 96 contacts
(standard number of contacts: 96)



800-PP-**NNN**-20-004101

Right angle pin connector Ø 1 mm, solder tail, single row

AVAILABILITY FROM 2 to 64 contacts
(standard number of contacts: 64)





preci-dip

WWW.PRECIDIP.COM TEL +41 32 421 04 00 SALES@PRECIDIP.COM

PIN CONNECTORS 2.54 mm

CONNECTING PIN Ø 0.76 mm / SINGLE ROW / DOUBLE ROW SURFACE MOUNT

Pin connectors, SMD.

TECHNICAL SPECIFICATIONS (FOR GENERAL SPECS, SEE PAGE 43)


| | |
|-------------------------------------|---|
| INSULATOR | Black glass filled polyester PCT-GF30-FR |
| FLAMMABILITY | UL 94V-0 |
| CONTACT | Brass CuZn36Pb3 (C36000) |
| CONNECTING PIN Ø | 0.76 mm |
| MECHANICAL LIFE | Min. 500 cycles |
| RATED CURRENT | 3 A |
| DIELECTRIC STRENGTH | Min. 1'000 V _{RMS} |
| COPLANARITY SMD TERMINATIONS | Max. 0.1 mm (measured on 25 mm long connectors) |

For corresponding socket connectors, see pages 85-99.

ORDERING INFORMATION ROHS COMPLIANT PARTS

| PP PLATING CODE | TERMINATION | CONNECTING PIN |
|-----------------|--------------|----------------|
| 10 | 0.25 µm gold | 0.25 µm gold |
| 80 | Tin | Tin |
| V3* | Tin | 0.75 µm gold |

*only for 800/802...30-001101 series



Other plating on request (see page 178 for plating specs).

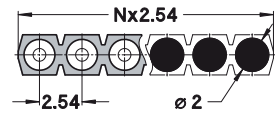
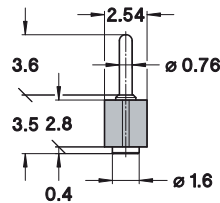
NNN number of poles. Replace **NNN** with the requested number of poles, e.g. 800-10-**NNN**-30-001101 for a single row version with 8 pins becomes 800-10-**008**-30-001101.

Bulk: **T & R Packaging with pick & place cap*:**
800-PP-**NNN**-30-480101 800-PP-**NNN**-30-480191

SMD pin connector, low profile, single row, perpendicular mount with self-levelling floating contacts

AVAILABILITY FROM 2 to 64 contacts
(standard number of contacts: 64)
For connectors having more than 9 contacts, the coplanarity issue is to be addressed specifically

*Please consult www.precidip.com for availability size of tape, size of reel, number of components per reel and packing units.

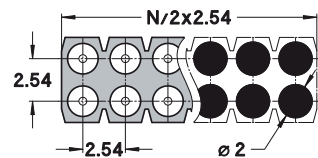
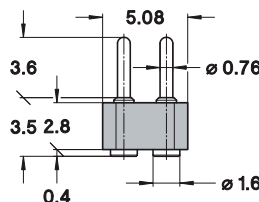


Bulk: **T & R Packaging with pick & place cap*:**
802-PP-**NNN**-30-480101 802-PP-**NNN**-30-480191

SMD pin connector, low profile, double row, perpendicular mount with self-levelling floating contacts

AVAILABILITY FROM 4 to 64 contacts
(standard number of contacts: 64)
For connectors having more than 9 contacts per row, the coplanarity issue is to be addressed specifically

*Please consult www.precidip.com for availability size of tape, size of reel, number of components per reel and packing units.

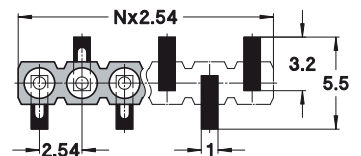
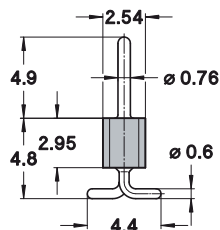


Bulk: **T & R Packaging with pick & place cap*:**
800-PP-**NNN**-30-001101 800-PP-**NNN**-30-001191

SMD pin connector, single row, perpendicular mount with gull-wing terminations

AVAILABILITY FROM 3 to 64 contacts
(standard number of contacts: 64)
For connectors having more than 9 contacts, the coplanarity issue is to be addressed specifically

*Please consult www.precidip.com for availability size of tape, size of reel, number of components per reel and packing units.

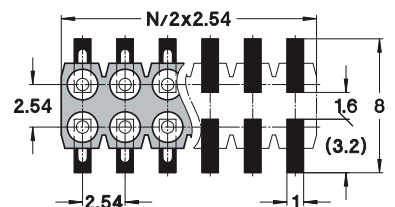
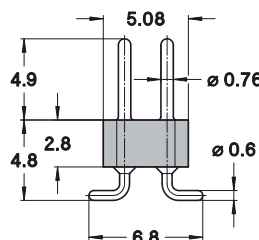


Bulk: **T & R Packaging with pick & place cap*:**
802-PP-**NNN**-30-001101 802-PP-**NNN**-30-001191

SMD pin connector, double row, perpendicular mount with gull-wing terminations

AVAILABILITY FROM 4 to 72 contacts
(standard number of contacts: 72)
For connectors having more than 9 contacts per row, the coplanarity issue is to be addressed specifically

*Please consult www.precidip.com for availability size of tape, size of reel, number of components per reel and packing units.



Due to technical progress, all information provided is subject to change without prior notice.



preci-dip

WWW.PRECIDIP.COM TEL +41 32 421 04 00 SALES@PRECIDIP.COM

PIN CONNECTORS 2.54 mm

CONNECTING PIN Ø 0.76 mm / SINGLE ROW / DOUBLE ROW
SURFACE MOUNT

Pin connectors, SMD.


TECHNICAL SPECIFICATIONS (FOR GENERAL SPECS, SEE PAGE 43)

| | |
|---------------------------------|---|
| INSULATOR | Black glass filled polyester PCT-GF30-FR |
| FLAMMABILITY | UL 94V-0 |
| CONTACT | Brass CuZn36Pb3 (C36000) |
| CONNECTING PIN Ø | 0.76 mm |
| MECHANICAL LIFE | Min. 500 cycles |
| RATED CURRENT | 3 A |
| DIELECTRIC STRENGTH | Min. 1'000 V _{RMS} |
| COPLANARITY SMD TERMINATIONS | Max. 0.1 mm (measured on 25 mm long connectors) |

For corresponding socket connectors, see pages 85-99.

ORDERING INFORMATION ROHS COMPLIANT PARTS

| PP PLATING CODE | TERMINATION | CONNECTING PIN |
|-----------------|-------------|----------------|
| V3 | Tin | 0.75 µm gold |



Other plating on request (see page 178 for plating specs).

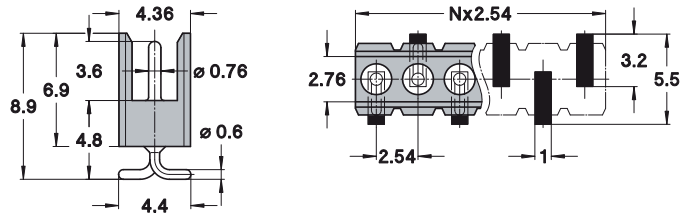
NNN number of poles. Replace **NNN** with the requested number of poles, e.g. 800-V3-**NNN**-32-002101 for a single row version with 8 pins becomes 800-V3-**008**-32-002101.

Bulk: **T & R Packaging with pick & place cap* :**
800-V3-**NNN**-32-002101 800-V3-**NNN**-32-002191

SMD shrouded pin connector, single row, perpendicular mount with gull-wing terminations

AVAILABILITY FROM 3 to 32 contacts
(standard number of contacts: 32)
For connectors having more than 9 contacts, the coplanarity issue is to be addressed specifically

*Please consult www.precidip.com for availability size of tape, size of reel, number of components per reel and packing units.

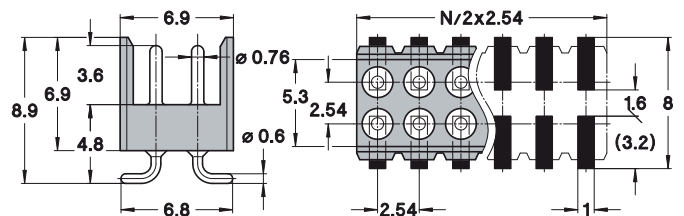


Bulk: **T & R Packaging with pick & place cap* :**
802-V3-**NNN**-32-002101 802-V3-**NNN**-32-002191

SMD shrouded pin connector, double row, perpendicular mount with gull-wing terminations

AVAILABILITY FROM 4 to 64 contacts
(standard number of contacts: 64)
For connectors having more than 9 contacts per row, the coplanarity issue is to be addressed specifically

*Please consult www.precidip.com for availability size of tape, size of reel, number of components per reel and packing units.





preci-dip

WWW.PRECIDIP.COM TEL +41 32 421 04 00 SALES@PRECIDIP.COM

PIN CONNECTORS 2.54 mm

CONNECTING PIN Ø 0.76 mm / SINGLE ROW / SURFACE MOUNT

Pin connectors, SMD.

TECHNICAL SPECIFICATIONS (FOR GENERAL SPECS, SEE PAGE 43)


| | |
|-------------------------------------|---|
| INSULATOR | Black glass filled polyester PCT-GF30-FR |
| FLAMMABILITY | UL 94V-0 |
| CONTACT | Brass CuZn36Pb3 (C36000) |
| CONNECTING PIN Ø | 0.76 mm |
| MECHANICAL LIFE | Min. 500 cycles |
| RATED CURRENT | 3 A |
| DIELECTRIC STRENGTH | Min. 1'000 V _{RMS} |
| COPLANARITY SMD TERMINATIONS | Max. 0.1 mm (measured on 25 mm long connectors) |

For corresponding socket connectors, see pages 85-99.

ORDERING INFORMATION ROHS COMPLIANT PARTS

| PP PLATING CODE | TERMINATION | CONNECTING PIN |
|-----------------|--------------|----------------|
| 11 | 0.25 µm gold | 0.25 µm gold |
| 10* | 0.25 µm gold | 0.25 µm gold |
| 80* | Tin | Tin |

*only for 800...40-001101 series



Other plating on request (see page 178 for plating specs).

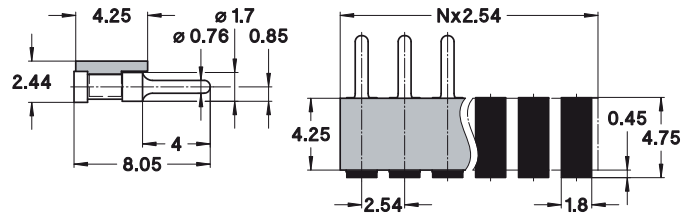
NNN number of poles. Replace **NNN** with the requested number of poles, e.g. 800-10-**NNN**-40-001101 for a single row version with 8 pins becomes 800-10-**008**-40-001101.

Bulk: **T & R Packaging with pick & place cap*:**
8MM-11-**ONNN**-02-279 8MM-11-**ONNN**-02-279191

SMD pin connector, single row, parallel mount low profile minimum PCB space requirement

AVAILABILITY FROM 2 to 10 contacts
(standard number of contacts: 10)
For connectors having more than 9 contacts, the coplanarity issue is to be addressed specifically

*Please consult www.precidip.com for availability size of tape, size of reel, number of components per reel and packing units.

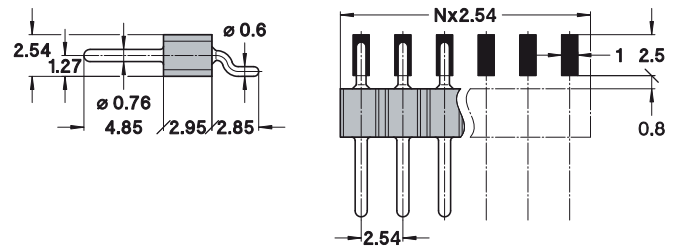


Bulk: **T & R Packaging*:**
800-**PP**-**NNN**-40-001101 800-**PP**-**NNN**-40-001191

SMD pin connector, single row, parallel mount

AVAILABILITY FROM 2 to 64 contacts
(standard number of contacts: 64)
For connectors having more than 9 contacts, the coplanarity issue is to be addressed specifically

*Please consult www.precidip.com for availability size of tape, size of reel, number of components per reel and packing units.



PCB CONNECTORS



preci-dip

WWW.PRECIDIP.COM TEL +41 32 421 04 00 SALES@PRECIDIP.COM

PIN CONNECTORS 2.54 mm

CONNECTING PIN Ø 0.76 mm / SINGLE ROW / DOUBLE ROW / PRESS-FIT

Pin connectors, press-fit with compliant pin for solderless mount in PCB plated through holes.


TECHNICAL SPECIFICATIONS (FOR GENERAL SPECS, SEE PAGE 43)

| | |
|----------------------------|--|
| INSULATOR | Black glass filled polyester PCT-GF30-FR |
| FLAMMABILITY | UL 94V-0 |
| CONTACT | Bronze CuSn4Pb4Zn4 (C54400) |
| CONNECTING PIN Ø | 0.76 mm |
| MECHANICAL LIFE | Min. 500 cycles |
| RATED CURRENT | 3 A |
| DIELECTRIC STRENGTH | Min. 1'000 V _{RMS} |
| PCB HOLE Ø | 1 mm +0.09/-0.06 mm finished (1.15 ±0.025 mm drill) |

For corresponding socket connectors, see pages 85-99.

ORDERING INFORMATION ROHS COMPLIANT PARTS

| PP PLATING CODE | TERMINATION | CONNECTING PIN |
|-----------------|--------------|----------------|
| 10 | 0.25 µm gold | 0.25 µm gold |
| 80 | Tin | Tin |



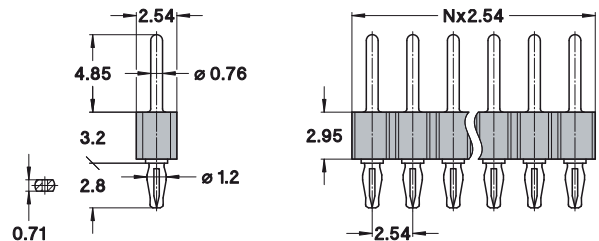
Other plating on request (see page 178 for plating specs).

NNN number of poles. Replace **NNN** with the requested number of poles, e.g. 800-10-**NNN**-65-001101 for a single row version with 8 pins becomes 800-10-**008**-65-001101.

800-PP-NNN-65-001101

Press-fit pin connector, single row, compliant pin for PCB thickness 1.5 to 2.5 mm

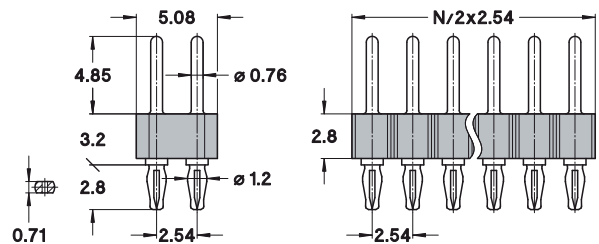
AVAILABILITY FROM 2 to 64 contacts
(standard number of contacts: 64)



802-PP-NNN-65-001101

Press-fit pin connector, double row, compliant pin for PCB thickness 1.5 to 2.5 mm

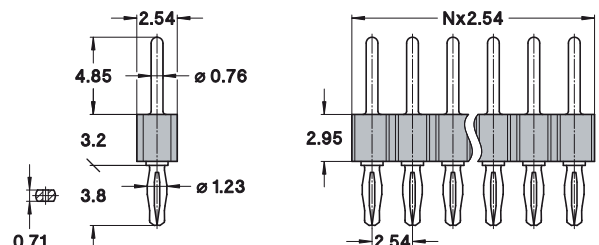
AVAILABILITY FROM 4 to 72 contacts
(standard number of contacts: 72)



800-PP-NNN-66-001101

Press-fit pin connector, single row, compliant pin for PCB thickness 2.1 to 3.2 mm

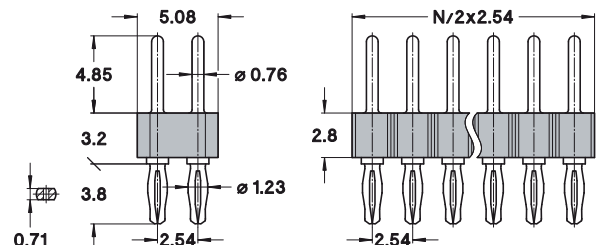
AVAILABILITY FROM 2 to 64 contacts
(standard number of contacts: 64)



802-PP-NNN-66-001101

Press-fit pin connector, double row, compliant pin for PCB thickness 2.1 to 3.2 mm

AVAILABILITY FROM 4 to 72 contacts
(standard number of contacts: 72)





preci-dip

WWW.PRECIDIP.COM TEL +41 32 421 04 00 SALES@PRECIDIP.COM

PIN CONNECTORS 2.54 mm

CONNECTING PIN Ø 0.76 mm / SINGLE ROW / DOUBLE ROW / TRIPLE ROW PRESS-FIT

Pin connectors, press-fit with compliant pin for solderless mount in PCB plated through holes.


TECHNICAL SPECIFICATIONS (FOR GENERAL SPECS, SEE PAGE 43)

| | |
|---------------------|--|
| INSULATOR | Black glass filled polyester PCT-GF30-FR |
| FLAMMABILITY | UL 94V-0 |
| CONTACT | Bronze CuSn4Pb4Zn4 (C54400) |
| CONNECTING PIN Ø | 0.76 mm |
| MECHANICAL LIFE | Min. 500 cycles |
| RATED CURRENT | 3 A |
| DIELECTRIC STRENGTH | Min. 1'000 V _{RMS} |
| PCB HOLE Ø | 1 mm +0.09/-0.06 mm finished (1.15 ±0.025 mm drill) |

For corresponding socket connectors, see pages 85-99.

ORDERING INFORMATION ROHS COMPLIANT PARTS

| PP PLATING CODE | TERMINATION | CONNECTING PIN |
|-----------------|-------------|----------------|
| V3 | Tin | 0.75 µm gold |



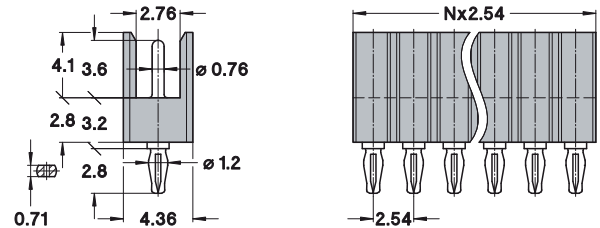
Other plating on request (see page 178 for plating specs).

NNN number of poles. Replace **NNN** with the requested number of poles, e.g. 800-V3-**NNN**-6B-002101 for a single row version with 8 pins becomes 800-V3-**008**-6B-002101.

800-V3-**NNN**-6B-002101

Press-fit shrouded pin connector, single row, compliant pin for PCB thickness 1.5 to 2.5 mm

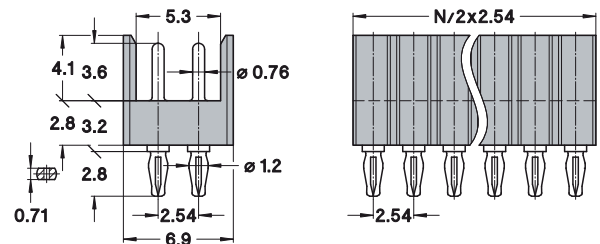
AVAILABILITY FROM 2 to 32 contacts
(standard number of contacts: 32)



802-V3-**NNN**-6B-002101

Press-fit shrouded pin connector, double row, compliant pin for PCB thickness 1.5 to 2.5 mm

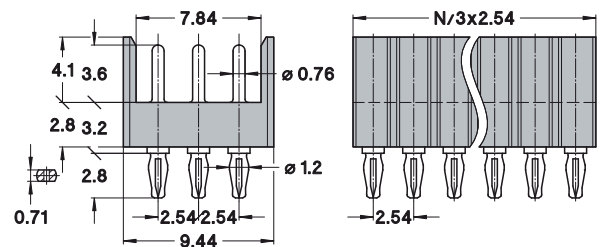
AVAILABILITY FROM 4 to 64 contacts
(standard number of contacts: 64)



804-V3-**NNN**-6B-002101

Press-fit shrouded pin connector, triple row, compliant pin for PCB thickness 1.5 to 2.5 mm

AVAILABILITY FROM 9 to 96 contacts
(standard number of contacts: 96)





preci-dip

WWW.PRECIDIP.COM TEL +41 32 421 04 00 SALES@PRECIDIP.COM

PIN CONNECTORS 2.54 mm

SQUARE PIN \square 0.635 mm / SINGLE ROW / DOUBLE ROW / TRIPLE ROW
SOLDER TAIL

Square pin headers, solder tail.


TECHNICAL SPECIFICATIONS (FOR GENERAL SPECS, SEE PAGE 43)

| | |
|---------------------|---|
| INSULATOR | Black glass filled polyamide PA-GF30-FR |
| FLAMMABILITY | UL 94V-0 |
| CONTACT | Brass |
| CONNECTING PIN | \square 0.635 mm |
| MECHANICAL LIFE | Min. 100 cycles |
| RATED CURRENT | 3 A |
| DIELECTRIC STRENGTH | Min. 1'000 V _{RMS} |

For corresponding socket connectors, see pages 85-99.

ORDERING INFORMATION ROHS COMPLIANT PARTS

| PP PLATING CODE | TERMINATION | CONNECTING PIN |
|-----------------|-------------|-------------------|
| 70 | Flash gold | Flash gold |
| 80 | Tin | Tin |
| 18 | Tin | 0.25 μ m gold |



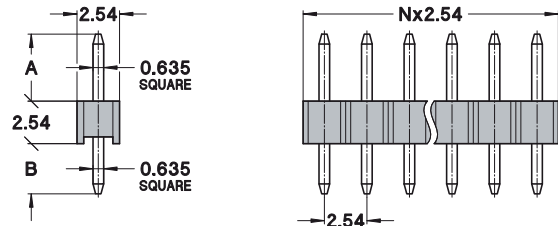
See page 178 for plating specs.

NNN number of poles. Replace **NNN** with the requested number of poles, e.g. 890-70-**NNN**-10-001101 for a single row version with 8 pins becomes 890-70-**008**-10-001101.

890-PP-NNN-10-XXX101

Straight square pin header, solder tail, single row

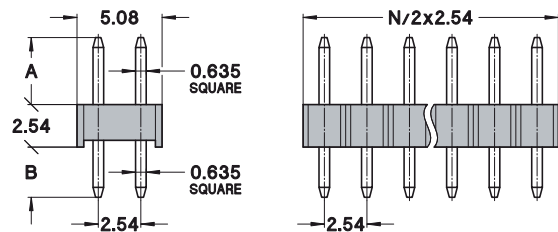
AVAILABILITY FROM 2 to 40 contacts
(standard number of contacts: 40)



892-PP-NNN-10-XXX101

Straight square pin header, solder tail, double row

AVAILABILITY FROM 4 to 80 contacts
(standard number of contacts: 80)

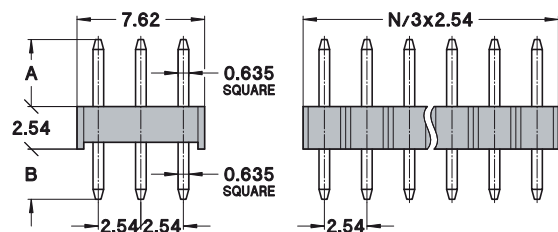


894-PP-NNN-10-001101

Straight square pin header, solder tail, triple row

Only contact length code 001 available

AVAILABILITY FROM 9 to 120 contacts
(standard number of contacts: 120)



AVAILABLE CONTACT LENGTHS

| CONNECTING PIN A (mm) | SOLDER PIN B (mm) | XXX CODE |
|-----------------------|-------------------|----------|
| 6 | 3.1 | 001 |
| 7 | 3 | 002 |
| 8.5 | 3 | 003 |
| 14.9 | 3 | 004 |



preci-dip

WWW.PRECIDIP.COM TEL +41 32 421 04 00 SALES@PRECIDIP.COM

PIN CONNECTORS 2.54 mm

SQUARE PIN \square 0.635 mm / SINGLE ROW / DOUBLE ROW / TRIPLE ROW
SOLDER TAIL / RIGHT ANGLE

Right angle square pin headers, solder tail.

TECHNICAL SPECIFICATIONS (FOR GENERAL SPECS, SEE PAGE 43)

| | |
|---------------------|---|
| INSULATOR | Black glass filled polyamide PA-GF30-FR |
| FLAMMABILITY | UL 94V-0 |
| CONTACT | Brass |
| CONNECTING PIN | \square 0.635 mm |
| MECHANICAL LIFE | Min. 100 cycles |
| RATED CURRENT | 3 A |
| DIELECTRIC STRENGTH | Min. 1'000 V _{RMS} |

For corresponding socket connectors, see pages 85-99.

ORDERING INFORMATION ROHS COMPLIANT PARTS

| PP PLATING CODE | TERMINATION | CONNECTING PIN |
|-----------------|-------------|-------------------|
| 70 | Flash gold | Flash gold |
| 80 | Tin | Tin |
| 18 | Tin | 0.25 μ m gold |



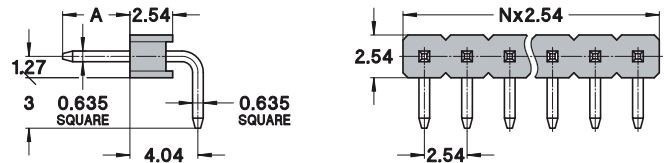
See page 178 for plating specs.

NNN number of poles. Replace **NNN** with the requested number of poles, e.g. 890-70-**NNN**-20-006101 for a single row version with 8 pins becomes 890-70-**008**-20-006101.

890-PP-NNN-20-XXX101

Right angle square pin header, solder tail, single row

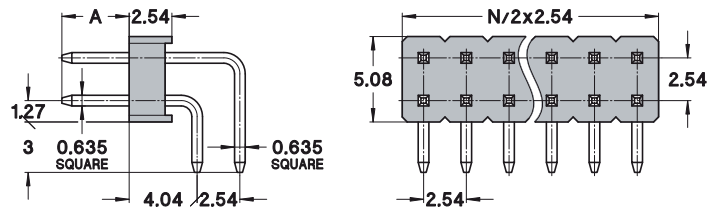
AVAILABILITY FROM 2 to 40 contacts
(standard number of contacts: 40)



892-PP-NNN-20-XXX101

Right angle square pin header, solder tail, double row

AVAILABILITY FROM 4 to 80 contacts
(standard number of contacts: 80)

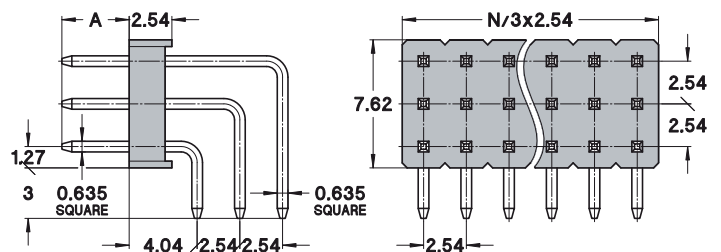


894-PP-NNN-20-001101

Right angle square pin header, solder tail, triple row

Only contact length code 001 available

AVAILABILITY FROM 9 to 120 contacts
(standard number of contacts: 120)



AVAILABLE CONTACT LENGTHS

| CONNECTING PIN A (mm) | XXX CODE |
|-----------------------|----------|
| 6 | 001 |
| 7 | 002 |



preci-dip

WWW.PRECIDIP.COM TEL +41 32 421 04 00 SALES@PRECIDIP.COM

PCB HEADER STRIPS 2.54 mm

SINGLE ROW / DOUBLE ROW / SOLDER TAIL

PCB header strips for wiring application with solder tail / connecting pin.


TECHNICAL SPECIFICATIONS (FOR GENERAL SPECS, SEE PAGE 43)

| | |
|----------------------------|--|
| INSULATOR | Black glass filled polyester PCT-GF30-FR |
| FLAMMABILITY | UL 94V-0 |
| CONTACT | Brass CuZn36Pb3 (C36000) |
| CONNECTING PIN Ø | 0.5 mm |
| MECHANICAL LIFE | Min. 100 cycles |
| RATED CURRENT | 3 A |
| CONTACT RESISTANCE | Max. 10 mΩ |
| DIELECTRIC STRENGTH | Min. 1'000 V _{RMS} |

For corresponding socket connectors, see pages 69-84.

ORDERING INFORMATION ROHS COMPLIANT PARTS

| PP PLATING CODE | TERMINATION | CONNECTING PIN |
|-----------------|--------------|----------------|
| 10 | 0.25 µm gold | 0.25 µm gold |
| 80 | Tin | Tin |



Other plating on request (see page 178 for plating specs).

NN number of poles. Replace **NN** with the requested number of poles, e.g. 460-10-2**NN**-00-001101 for a double row version with 16 pins becomes 460-10-2**16**-00-001101.

360-PP-1NN-00-001101

Slotted head strip with solder tail / connecting pin, single row

AVAILABILITY FROM 2 to 64 contacts
(standard number of contacts: 64)

460-PP-2NN-00-001101

Slotted head strip with solder tail / connecting pin, double row

AVAILABILITY FROM 4 to 72 contacts
(standard number of contacts: 72)

370-PP-1NN-00-001101

Turret head strip with solder tail / connecting pin, single row

AVAILABILITY FROM 2 to 64 contacts
(standard number of contacts: 64)

470-PP-2NN-00-001101

Turret head strip with solder tail / connecting pin, double row

AVAILABILITY FROM 4 to 72 contacts
(standard number of contacts: 72)

380-PP-1NN-00-001101

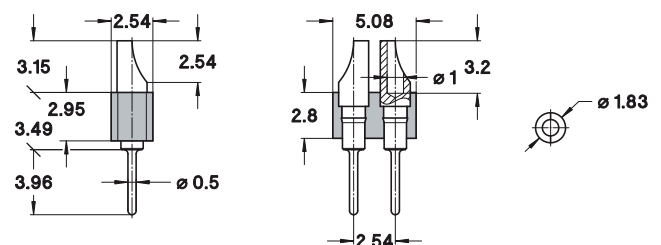
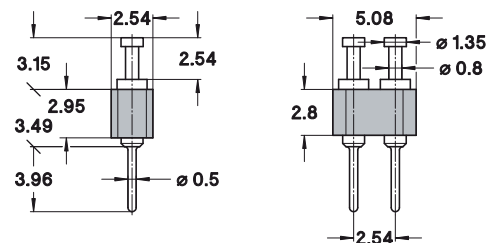
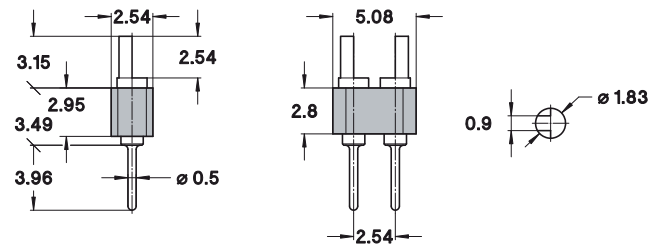
Solder cup strip with solder tail / connecting pin, single row

AVAILABILITY FROM 2 to 64 contacts
(standard number of contacts: 64)

480-PP-2NN-00-001101

Solder cup strip with solder tail / connecting pin, double row

AVAILABILITY FROM 4 to 72 contacts
(standard number of contacts: 72)





preci-dip

WWW.PRECIDIP.COM TEL +41 32 421 04 00 SALES@PRECIDIP.COM

PCB HEADER STRIPS 2.54 mm

SINGLE ROW / DOUBLE ROW / WIRE-WRAP

PCB header strips for wiring application, wire-wrap.


TECHNICAL SPECIFICATIONS (FOR GENERAL SPECS, SEE PAGE 43)

| | |
|----------------------------|--|
| INSULATOR | Black glass filled polyester PCT-GF30-FR |
| FLAMMABILITY | UL 94V-0 |
| CONTACT | Brass CuZn36Pb3 (C36000) |
| WIRE-WRAP TERMINAL | □ 0.635 mm, 3-level |
| MECHANICAL LIFE | Min. 100 cycles |
| RATED CURRENT | 3 A |
| CONTACT RESISTANCE | Max. 10 mΩ |
| DIELECTRIC STRENGTH | Min. 1'000 V _{RMS} |

For corresponding socket connectors, see pages 69-84.

ORDERING INFORMATION ROHS COMPLIANT PARTS

| PP PLATING CODE | TERMINATION | CONNECTING PIN |
|-----------------|--------------|----------------|
| 10 | 0.25 μm gold | 0.25 μm gold |

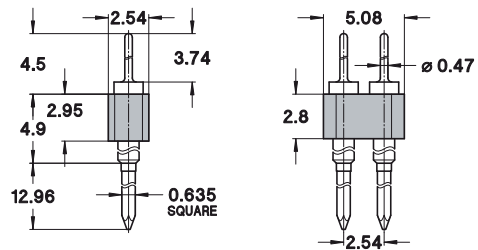


Other plating on request (see page 178 for plating specs).

NN number of poles. Replace NN with the requested number of poles, e.g. 453-10-2NN-00-001101 for a double row version with 16 pins becomes 453-10-216-00-001101.

353-10-1NN-00-001101

Pin header strip with wire-wrap termination, single row
AVAILABILITY FROM 2 to 64 contacts
(standard number of contacts: 64)

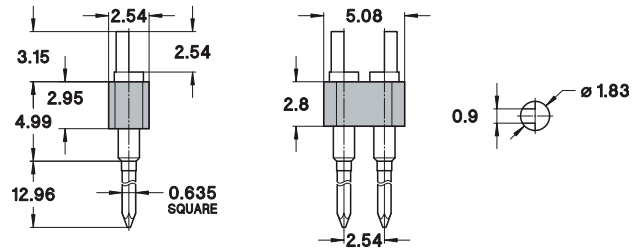


453-10-2NN-00-001101

Pin header strip with wire-wrap termination, double row
AVAILABILITY FROM 4 to 72 contacts
(standard number of contacts: 72)

363-10-1NN-00-001101

Slotted head strip with wire-wrap termination, single row
AVAILABILITY FROM 2 to 64 contacts
(standard number of contacts: 64)

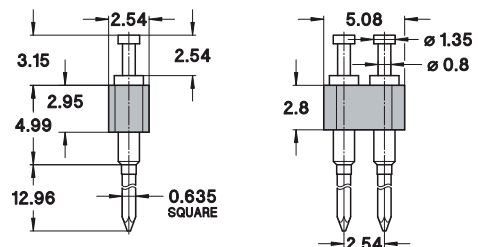


463-10-2NN-00-001101

Slotted head strip with wire-wrap termination, double row
AVAILABILITY FROM 4 to 72 contacts
(standard number of contacts: 72)

373-10-1NN-00-001101

Turret head strip with wire-wrap termination, single row
AVAILABILITY FROM 2 to 64 contacts
(standard number of contacts: 64)

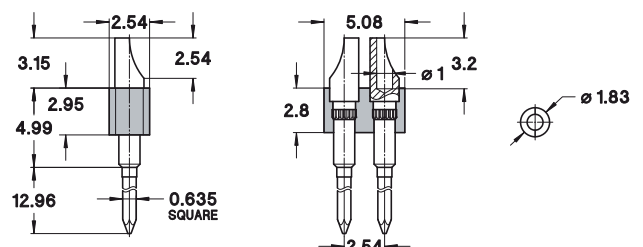


473-10-2NN-00-001101

Turret head strip with wire-wrap termination, double row
AVAILABILITY FROM 4 to 72 contacts
(standard number of contacts: 72)

383-10-1NN-00-001101

Solder cup strip with wire-wrap termination, single row
AVAILABILITY FROM 2 to 64 contacts
(standard number of contacts: 64)



483-10-2NN-00-001101

Solder cup strip with wire-wrap termination, double row
AVAILABILITY FROM 4 to 72 contacts
(standard number of contacts: 72)



preci-dip

WWW.PRECIDIP.COM TEL +41 32 421 04 00 SALES@PRECIDIP.COM

MALE JUMPERS

2.54 mm GRID


Available with or without insulator and with 2.54, 5.08 or 7.62 mm pitch. For use with standard socket connectors.

TECHNICAL SPECIFICATIONS (FOR GENERAL SPECS, SEE PAGE 43)

| | |
|----------------------------|--|
| INSULATOR | Black glass filled polyester PBT-GF30-FR |
| FLAMMABILITY | UL 94V-0 |
| CONTACT | Brass CuZn36Pb3 (C36000) |
| CONNECTING PIN Ø | 0.56 mm |
| MECHANICAL LIFE | Min. 100 cycles |
| RATED CURRENT | 3 A |
| CONTACT RESISTANCE | Max. 10 mΩ |
| DIELECTRIC STRENGTH | Min. 1'000 V _{RMS} |

ORDERING INFORMATION ROHS COMPLIANT PARTS

| | |
|-----------------------|--------------------|
| P PLATING CODE | TERMINATION |
| 1 | 0.15 µm gold |



Jumpers for socket connectors, B = 2.54 mm, not insulated (Fig. 1)

999-11-110-10

Jumpers for socket connectors, B = 2.54 mm (Fig. 2):

999-11-210-10

Black insulator

999-11-210-11

Red insulator

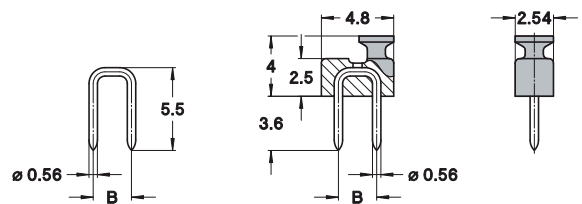


Fig. 1

Fig. 2

Jumpers for socket connectors, B = 5.08 mm, not insulated (Fig. 3)

999-11-112-10

Jumpers for socket connectors, B = 5.08 mm (Fig. 4):

999-11-220-10

Black insulator

999-11-220-11

Red insulator

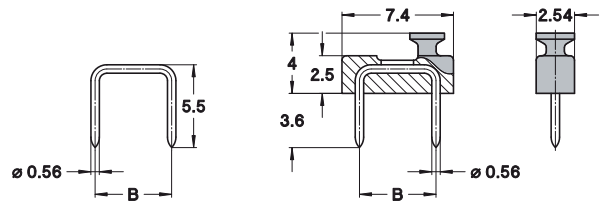


Fig. 3

Fig. 4

Jumpers for socket connectors, B = 7.62 mm, not insulated (Fig. 5)

999-11-113-10

Jumpers for socket connectors, B = 7.62 mm (Fig. 6):

999-11-230-10

Black insulator

999-11-230-11

Red insulator

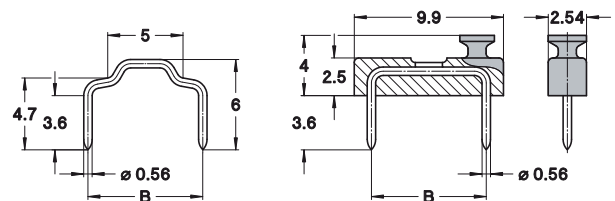


Fig. 5

Fig. 6

OPTION

Jumpers without insulator with wire Ø 0.50 mm instead of 0.56 mm.

| WIDTH B (MM) | PART NUMBER |
|--------------|---------------|
| 2.54 | 999-51-110-10 |
| 5.08 | 999-51-112-10 |
| 7.62 | 999-51-113-10 |

www.precidip.com

PRECI-DIP SA Rue Saint-Henri 11 P.O.Box 834 CH-2800 Delémont / Switzerland
PHONE +41 (0)32 421 04 00 FAX +41 (0)32 421 04 01 E-MAIL sales@precidip.com www.precidip.com