

338095-8 ✓ ACTIVE

Micro-MaTch | Micro-MaTch Industrial

TE Internal #: 338095-8

Wire-to-Board, 8 Position, 1.27 mm [.05 in] Centerline, 2 Row, Plug, Standard Profile, Wire & Cable, Micro-MaTch Industrial, Ribbon Cable Connectors

[View on TE.com >](#)



[Connectors >](#) [PCB Connectors >](#) [Wire-to-Board Connectors >](#) [FFC, FPC & Ribbon Connectors >](#) [Ribbon Cable Connectors >](#)

[Crimp-on-Snap-in Housing](#)



Connector System: **Wire-to-Board**

Number of Positions: **8**

Centerline (Pitch): **1.27 mm [.05 in]**

Row-to-Row Spacing: **2 mm [.059 in]**

Number of Rows: **2**

[All Crimp-on-Snap-in Housing \(8\)](#)

## Features

### Product Type Features

Connector Product Type	Housing
Ribbon Cable Connector Header Type	Shrouded
Connector System	Wire-to-Board
Connector & Housing Type	Plug
Connector & Contact Terminates To	Wire & Cable

### Configuration Features

Number of Positions	8
Number of Rows	2

### Electrical Characteristics

Operating Voltage	100 VDC
Insulation Resistance	1000 MΩ

### Body Features

Daisy Chain	Without
Primary Product Color	Red
Connector Profile	Standard

### Contact Features



Contact Underplating Material	Nickel
PCB Contact Termination Area Plating Material Finish	Matte
Contact Mating Area Plating Material	Tin (Sn)
Contact Base Material	Phosphor Bronze
PCB Contact Termination Area Plating Material	Tin
Contact Type	Socket
Contact Current Rating (Max)	1.5 A

### Termination Features

Termination Method to Wire & Cable	Crimp & Snap
------------------------------------	--------------

### Mechanical Attachment

Contact Retention Type Within Housing	Snap-In
Mating Alignment	With
PCB Mount Alignment	Without
Mating Alignment Type	Polarization
Mating Retention	With
Mating Retention Type	Contact Friction

### Housing Features

Housing Material	PBT GF
Centerline (Pitch)	1.27 mm [.05 in]

### Dimensions

PCB Thickness (Recommended)	1.6 mm [.06 in]
Connector Height	12.4 mm [.49 in]
Connector Length	13.5 mm [.531 in]
Row-to-Row Spacing	2 mm [.059 in]

### Usage Conditions

Operating Temperature Range	-40 – 105 °C [-40 – 221 °F]
-----------------------------	-----------------------------

### Operation/Application

Circuit Application	Signal
---------------------	--------

### Industry Standards

Compatible With Agency/Standards Products	UL
UL Rating	Recognized
UL Flammability Rating	UL 94V-0



Compatible With Approved Standards Products

UL E28476

**Packaging Features**

Packaging Quantity

500

Packaging Method

Box & Carton

**Product Compliance**

[For compliance documentation, visit the product page on TE.com>](#)

EU RoHS Directive 2011/65/EU

Compliant

EU ELV Directive 2000/53/EC

Compliant

China RoHS 2 Directive MIIT Order No 32, 2016

有害物质含量符合标准要求 No Restricted Substance(s) Above Threshold

EU REACH Regulation (EC) No. 1907/2006

Current ECHA Candidate List: JUNE 2025 (250)  
Candidate List Declared Against: JUNE 2025 (250)  
Does not contain REACH SVHC

Halogen Content

Not Low Halogen - contains Br or Cl > 900 ppm.

Solder Process Capability

Not applicable for solder process capability

**Product Compliance Disclaimer**

This information is provided based on reasonable inquiry of our suppliers and represents our current actual knowledge based on the information they provided. This information is subject to change. The part numbers that TE has identified as EU RoHS compliant have a maximum concentration of 0.1% by weight in homogenous materials for lead, hexavalent chromium, mercury, PBB, PBDE, DBP, BBP, DEHP, DIBP, and 0.01% for cadmium, or qualify for an exemption to these limits as defined in the Annexes of Directive 2011/65/EU (RoHS2). Finished electrical and electronic equipment products will be CE marked as required by Directive 2011/65/EU. Components may not be CE marked. Additionally, the part numbers that TE has identified as EU ELV compliant have a maximum concentration of 0.1% by weight in homogenous materials for lead, hexavalent chromium, and mercury, and 0.01% for cadmium, or qualify for an exemption to these limits as defined in the Annexes of Directive 2000/53/EC (ELV). Regarding the REACH Regulation, the information TE provides on SVHC in articles for this part number is based on the latest European Chemicals Agency (ECHA) 'Guidance on requirements for substances in articles' posted at this URL: <https://echa.europa.eu/guidance-documents/guidance-on-reach>

**Compatible Parts**



TE Part # 338070-8  
[MICRO-MATCH FEM.SE](#)




TE Part # 5-1579008-3  
[EXTRACTION TOOL](#)



TE Part # CAT-M5833-C8684A  
[Crimp Contacts - Micro-MaTch](#)



TE Part # 7-100400-8  
[MICRO-MATCH FSID NP](#)



TE Part # 100400-8  
MICRO-MATCH FSID NP



TE Part # CAT-M5833-F3492A  
Female-on-Board Connector, Top Entry



TE Part # 215460-8  
MICRO-MATCH FEM.SE



TE Part # 7-188431-8  
MM 8p FIB SMD connector



TE Part # 7-215460-8  
MICRO-MATCH FSID P




TE Part # 734870-1  
CRIMP HT, MICRO-MATCH COSI, AW



TE Part # 734870-2  
CRIMP HT, MICRO-MATCH COSI, AW

## Also in the Series | Micro-MaTch Industrial



Board-In Connectors(19)



Connector Contacts(4)



High Speed I/O Cable Assemblies(45)



Insertion & Extraction Tools(1)



Pluggable I/O Cable Assemblies(45)

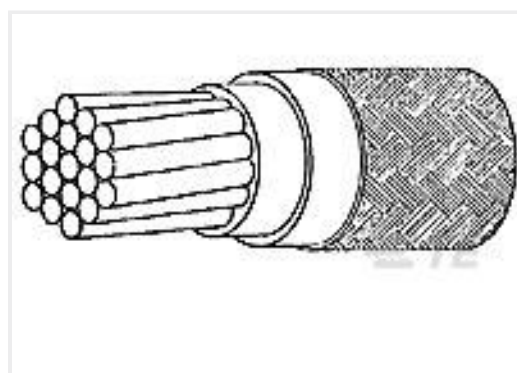


Ribbon Cable Connectors(160)

## Customers Also Bought



TE Part #812282-SF  
IL13-EU1-H05-3100-200



TE Part #262036-001  
81044/6-14-9



TE Part #802429-SF  
FN2030-4-06



TE Part #7-215570-8  
MICRO-MATCH PBC.08P



TE Part #CAT-M5833-C8684  
Crimp-on-Snap-in Housing



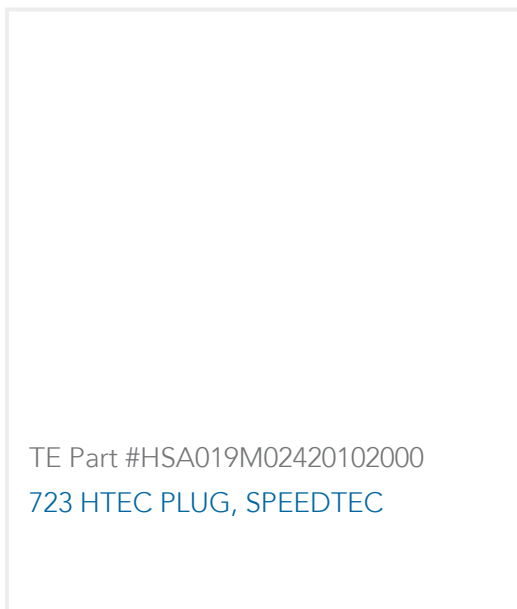
TE Part #338096-1  
MICRO-MATCH COSICNT



TE Part #1-1564532-1  
15POS, MIXED, TAB HSG, ASSY



TE Part #1-1879073-0  
THS10 1R0 5%



TE Part #HSA019M02420102000  
723 HTEC PLUG, SPEEDTEC

## Documents

### Product Drawings

#### MICRO-MATCH COSI HSG.

English

### CAD Files

#### 3D PDF

3D

#### Customer View Model

[ENG\\_CVM\\_CVM\\_338095-8\\_D\\_c-338095-8-d.2d\\_dxf.zip](#)

English

#### Customer View Model

[ENG\\_CVM\\_CVM\\_338095-8\\_D\\_c-338095-8-d.3d\\_igs.zip](#)

English

#### Customer View Model

[ENG\\_CVM\\_CVM\\_338095-8\\_D\\_c-338095-8-d.3d\\_stp.zip](#)

English

By downloading the CAD file I accept and agree to the [Terms and Conditions](#) of use.

### Datasheets & Catalog Pages

#### Micro-MaTch Catalog

English

#### Ribbon Cable Interconnect Solutions

English

#### Centerline Micro-Match Connector Series

English

### Product Specifications



[micro-match crimp on snap in male on wire connector](#)

English

[Application Specification](#)

English

---

[Agency Approvals](#)

[UL](#)

English