





# Indicators


This range of panel mounting LED indicators consists of many different bezel styles, types of LED's and colours. The range has developed to meet the different needs of panel design including IP66 and IP67 environmentally sealed versions for use where a front panel seal is needed.


The vandal resistant LED indicators are designed to complement the vandal resistant switches (see the Switch Section), they have similar profiles with stainless steel bodies, sealing to IP66 & 68 and are built to withstand harsh environments.




## SYMBOLS

 Terminals  
K 2.8, H 4.8 & C 6.3

 L Wire Leads  
200mm long Standard

 Solid wires  
W LED fitted  
A LED not fitted

 Panel hole size

 Panel thickness

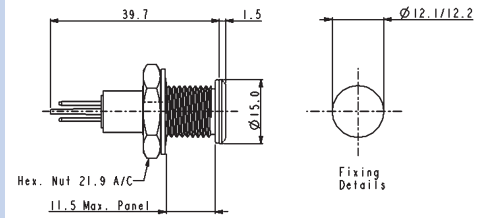
 Temperature rating

Proud of Panel Profile




DX0505

- Solder Tag/2.8mm Tag Termination
- Sealed to IP67
- Red, Green, Yellow or Blue LED Options
- Wide Viewing Angle
- Shock and Vibration Resistant
- Stainless Steel body

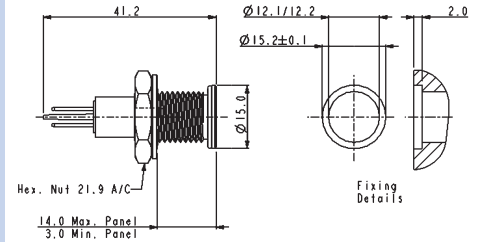


Flush Panel Profile



DX0506

- Solder Tag/2.8mm Tag Termination
- Sealed to IP67
- Red, Green, Yellow or Blue LED Options
- Wide Viewing Angle
- Shock and Vibration Resistant
- Stainless Steel body



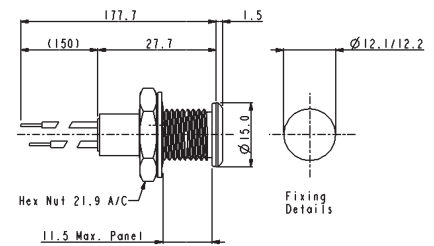
Specifications	DX0505/Col/Voltage	DX0506/Col/Voltage
Terminations:	Solder Tab/2.8mm Tab	Solder Tab/2.8mm Tab
Forward Voltage:	Red 1.85V, Green 2.2V, Yellow 2.0V, Blue 3.8V	Red 1.85V, Green 2.2V, Yellow 2.0V, Blue 3.8V
Cont. Forward Current: (max)	Red 30mA, Green 25mA, Yellow 30mA, Blue 25mA	Red 30mA, Green 25mA, Yellow 30mA, Blue 25mA
Power Dissipation:	Red 100mW, Green 105mW, Yellow 125mW, Blue 120mW	Red 100mW, Green 105mW, Yellow 125mW, Blue 120mW
Reverse Current: (@Vr = 5V)	Red 10µA max., Green 10µA max., Yellow 10µA max., Blue 50µA max.	Red 10µA max., Green 10µA max., Yellow 10µA max., Blue 50µA max.
LED Luminous Intensity:	Red 2000mcd, Green 100mcd, Yellow 400mcd, Blue 1600mcd (typ)	Red 2000mcd, Green 100mcd, Yellow 400mcd, Blue 1600mcd (typ)
Operating Temp. Range:	-40°C to +80°C	-40°C to +80°C
Storage Temperature:	-40°C to +85°C	-40°C to +85°C
Sealing (Front of panel):	Protection Classification IP67 to EN60529:1992+A2:2013	Protection Classification IP67 to EN60529:1992+A2:2013
Materials		
Body:	Stainless Steel	Stainless Steel
Lens:	Polycarbonate UL94V-0	Polycarbonate UL94V-0
O Ring (external):	Nitrile	Nitrile
(internal):	Silicone	Silicone
Tightening Torque	0.5Nm - 0.9Nm (4.4lbf.in. - 8.0lbf.in.)	0.5Nm - 0.9Nm (4.4lbf.in. - 8.0lbf.in.)
Thread Size:	M12 x 1.25-6g	M12 x 1.25-6g
LED Colours:	/RD (Red), /GN (Green), /YL (Yellow) /BL (Blue), with colour coded insulator	/RD (Red), /GN (Green), /YL (Yellow) /BL (Blue), with colour coded insulator
LED Voltage:	/12 (12V DC), /24 (24V DC) or /00 (no ballast resistor)	/12 (12V DC), /24 (24V DC) or /00 (no ballast resistor)
RoHS	Compliant	Compliant

Proud of Panel Profile




DX0507

- Flying Lead Termination
- Sealed to IP67
- Red, Green, Yellow or Blue LED Options
- Wide Viewing Angle
- Shock and Vibration Resistant
- Stainless Steel body

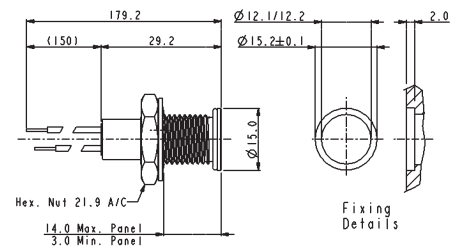


Flush Panel Profile



DX0508

- Flying Lead Termination
- Sealed to IP67
- Red, Green, Yellow or Blue LED Options
- Wide Viewing Angle
- Shock and Vibration Resistant
- Stainless Steel body



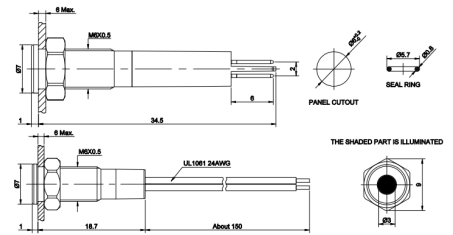
Specifications	DX0507/Col/Voltage	DX0508/Col/Voltage
Terminations:	Flying Leads	Flying Leads
Forward Voltage:	Red 1.85V, Green 2.2V, Yellow 2.0V, Blue 3.8V	Red 1.85V, Green 2.2V, Yellow 2.0V, Blue 3.8V
Cont. Forward Current: (max)	Red 30mA, Green 25mA, Yellow 30mA, Blue 25mA	Red 30mA, Green 25mA, Yellow 30mA, Blue 25mA
Power Dissipation:	Red 100mW, Green 105mW, Yellow 125mW, Blue 120mW	Red 100mW, Green 105mW, Yellow 125mW, Blue 120mW
Reverse Current: (@Vr = 5V)	Red 10µA max., Green 10µA max., Yellow 10µA max., Blue 50µA max.	Red 10µA max., Green 10µA max., Yellow 10µA max., Blue 50µA max.
LED Luminous Intensity:	Red 2000mcd, Green 100mcd, Yellow 400mcd, Blue 1600mcd (typ)	Red 2000mcd, Green 100mcd, Yellow 400mcd, Blue 1600mcd (typ)
Operating Temp. Range:	-40°C to +80°C	-40°C to +80°C
Storage Temperature:	-40°C to +85°C	-40°C to +85°C
Sealing (Front of panel):	Protection Classification IP67 to EN60529:1992+A2:2013	Protection Classification IP67 to EN60529:1992+A2:2013
Materials		
Body:	Stainless Steel	Stainless Steel
Lens:	Polycarbonate UL94V-0	Polycarbonate UL94V-0
O Ring (external):	Nitrile	Nitrile
(internal):	Silicone	Silicone
Tightening Torque	0.5Nm - 0.9Nm (4.4lbf.in. - 8.0lbf.in.)	0.5Nm - 0.9Nm (4.4lbf.in. - 8.0lbf.in.)
Thread Size:	M12 x 1.25-6g	M12 x 1.25-6g
LED Colours:	/RD (Red), /GN (Green), /YL (Yellow) /BL (Blue), with colour coded insulator	/RD (Red), /GN (Green), /YL (Yellow) /BL (Blue), with colour coded insulator
LED Voltage:	/12 (12V DC), /24 (24V DC) or /00 (no ballast resistor)	/12 (12V DC), /24 (24V DC) or /00 (no ballast resistor)
<b>RoHS</b>	Compliant	Compliant

### 6mm Panel Cutout Diameter



DX06XXXXXX

- Available with 200mm Flying Leads or Solder Lugs
- Colour Options: Red, Green, Yellow, Blue, White
- Material Options: Nickel Plated brass, Black Plated brass, or Stainless Steel
- IP67
- IK06



6mm Vandal Resistant Indicator					
Series	Diameter	Termination	LED Colour	LED Voltage	Material
DX	06 - 6mm	W - Wire Leads 200mm	R - Red	000 - No Resistor	N - Nickel Plated Brass
			L - Solder Lug	G - Green	006 - 6V
			Y - Yellow	012 - 12V	S - Stainless Steel
			B - Blue	024 - 24V	
			W - White	110 - 110V	
				220 - 220V	

#### EXAMPLE of SKU | Part Number Builder: DX06WR006N

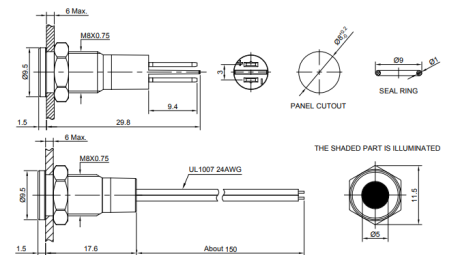
Example Part Number Description    Size: 6mm. Termination: Wire leads. LED colour: Red. LED voltage: 6V, finish: Nickel Plated Brass

### 8mm Panel Cutout Diameter



DX08XXXXXX

- Available with 200mm Flying Leads or Solder Lugs
- Colour Options: Red, Green, Yellow, Blue, White
- Material Options: Nickel Plated brass, Black Plated brass, or Stainless Steel
- IP67
- IK06



8mm Vandal Resistant Indicator					
Series	Diameter	Termination	LED Colour	LED Voltage	Material
DX	08 - 8mm	W - Wire Leads 200mm	R - Red	000 - No Resistor	N - Nickel Plated Brass
			L - Solder Lug	G - Green	006 - 6V
			Y - Yellow	012 - 12V	S - Stainless Steel
			B - Blue	024 - 24V	
			W - White	110 - 110V	
				220 - 220V	

#### EXAMPLE of SKU | Part Number Builder: DX08WR006N

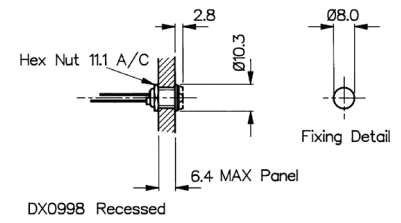
Example Part Number Description    Size: 8mm. Termination: Wire Leads. LED colour: Red, LED voltage: 6V. Finish: Nickel Plated Brass

Chrome Plated Brass Bezel



DX0998

- Chrome Plated Brass Bezel
- Recessed Style
- Choice of LED Types and Colours



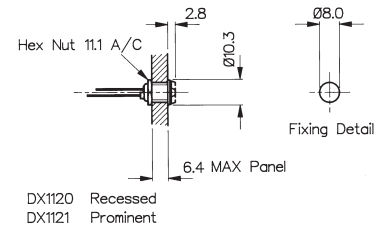
Nylon Bezel



DX1120

DX1121

- Glass Filled Nylon Bezel
- Prominent or Recessed Style
- Choice of LED Types and Colours



Specifications	DX0998 Colour/Options	DX1120, DX1121/Colour/Options
Bezel Material:	Brass, Chrome Plated	Glass Filled Nylon
Style:	Recessed (DX0998)	Recessed (DX1120) Prominent (DX1121)
Operating Temp. Range:	Dependent on LED used	Dependent on LED used
Storage Temperature:	Dependent on LED used	Dependent on LED used
LED Colours:	/RD (Red), /GN (Green), /YL (Yellow), /BL (Blue), /TR (Tri Colour), /D1 (Dual Colour - Red/Green), /D2 (Dual Colour - Red/Amber), /D3 (Dual Colour - Green/Amber)	/RD (Red), /GN (Green), /YL (Yellow), /BL (Blue), /TR (Tri Colour), /D1 (Dual Colour - Red/Green), /D2 (Dual Colour - Red/Amber), /D3 (Dual Colour - Green/Amber)
LED Options:	/02 (Flashing, Green or Red only)	/02 (Flashing, Green or Red only)
Thread Size:	0.312" x 32TPI	0.312" x 32TPI
<b>RoHS</b>	Compliant	Compliant

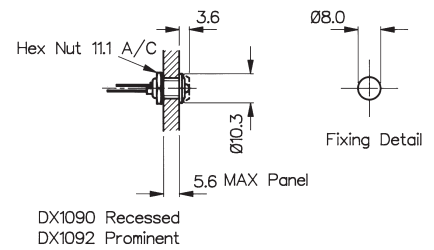
See Page 9 for LED options and specifications\*

Aluminium Bezel - IP66 Sealed



DX1090      DX1092

- Aluminium Bezel, Black
- Anodised Finish
- IP66 Front Panel Sealed
- Prominent or Recessed Style
- Choice of LED Types and Colours

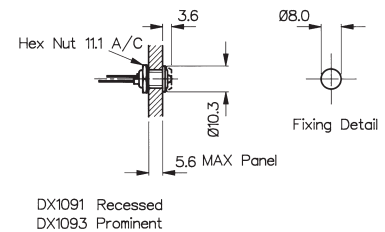


Aluminium Bezel - IP66 Sealed



DX1091      DX1093

- Aluminium Bezel, Clear
- Anodised Finish
- IP66 Front Panel Sealed
- Prominent or Recessed Style
- Choice of LED Types and Colours



Specifications	DX1090, DX1092/Colour/Options	DX1091, DX1093/Colour/Options
Materials:	Aluminium - Black	Aluminium - Clear
Style:	Recessed (DX1090) Prominent (DX1092)	Recessed (DX1091) Prominent (DX1093)
Operating Temp. Range:	Dependent on LED used	Dependent on LED used
Storage Temperature:	Dependent on LED used	Dependent on LED used
Sealing (Front of panel):	Protection Classification IP66 to EN60529:1992+A2:2013	Protection Classification IP66 to EN60529:1992+A2:2013
Tightening Torque:	0.056 - 0.064Nm (8 - 9ozf.in.)	0.056 - 0.064Nm (8 - 9ozf.in.)
Lead Solder Time:	260°C for 5 seconds max.	260°C for 5 seconds max.
LED Colours:	/RD (Red), /GN (Green), /YL (Yellow), /BL (Blue), /TR (Tri Colour), /D1 (Dual Colour - Red/Green), /D2 (Dual Colour - Red/Amber), /D3 (Dual Colour - Green/Amber)	/RD (Red), /GN (Green), /YL (Yellow), /BL (Blue), /TR (Tri Colour), /D1 (Dual Colour - Red/Green), /D2 (Dual Colour - Red/Amber), /D3 (Dual Colour - Green/Amber)
Thread Size:	0.312" x 32TPI	0.312" x 32TPI
<b>RoHS</b>	Compliant	Compliant

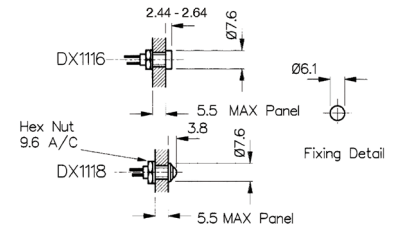
See Page 9 for LED options and specifications

Chrome Plated Brass Bezel



DX1116      DX1118

- Chrome Plated Brass Bezel
- Prominent or Recessed Style
- Choice of LED Types and Colours

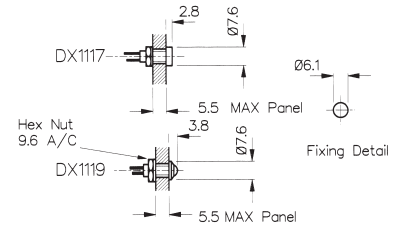


Black Nickel Pated Brass Bezel



DX1117      DX1119

- Aluminium, Black Anodised Bezel
- Prominent or Recessed Style
- Choice of LED Types and Colours



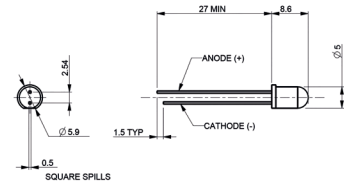
Specifications	DX1116, DX1118/Colour	DX1117, DX1119/Colour
Bezel Materials:	Brass, Chrome Plated	Aluminium, Black Anodised
Style:	Recessed (DX1116) Prominent (DX1118)	Recessed (DX1117) Prominent (DX1119)
Operating Temp. Range:	Dependent on LED used	Dependent on LED used
Storage Temperature:	Dependent on LED used	Dependent on LED used
Lead Solder Time:	260°C for 5 seconds max.	260°C for 5 seconds max.
LED Colours:	/RD (Red), /GN (Green), /YL (Yellow), /BL (Blue)	/RD (Red), /GN (Green), /YL (Yellow), /BL (Blue)
<b>RoHS</b>	Compliant	Compliant

See Page 10 for LED specifications\*



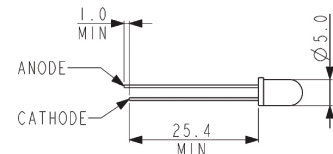
**5mm LEDs STANDARD**

Specification	Red	Green	Yellow	Blue
Luminous Intensity @20mA:	25mcd	20mcd	20mcd	21mcd
Forward voltage:	2.0V	2.0V	2.1V	3.5V
Cont. Forward Current (max):	30mA	25mA	30mA	30mA
Power Dissipation:	105mW (max) @20°C Ambient			120mW
Reverse Current:	10µA	10µA	10µA	50µA
Reverse Voltage:	5V (max)	5V (max)	5V (max)	5V (max)
Operating Temp:	-40°C to +85°C			-20°C to +80°C
Part No:	/RD	/GN	/YL	/BL



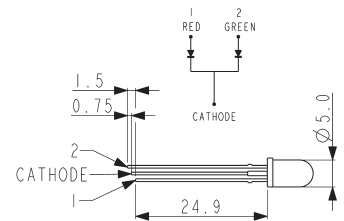
**5mm LEDs FLASHING**

Specification	Red	Green
Luminous Intensity @20mA:	1.2mcd	20mcd
Forward voltage:	2.0-15.0V	2.0V
Cont. Forward Current (max):	10-30mA	25mA
Power Dissipation:	200mW (max) @ 20°C ambient	
Flash Frequency @ 3V supply:	2.2Hz (typ)	
Operating Temp:	0°C to +70°C	
Part No:	/RD/02	/GN/02



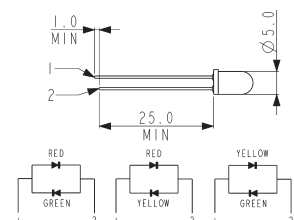
**5mm LEDs TRI COLOUR**

Specification	Red/Green/Amber
Luminous Intensity @20mA:	2.5mcd
Forward voltage:	2.4V
Cont. Forward Current (max):	30mA (max)
Power Dissipation:	150mW (max) @ 20°C Ambient
Reverse Current:	100µA
Reverse Voltage:	5V (max)
Operating Temp:	-40°C to +70°C
Part No:	/TR



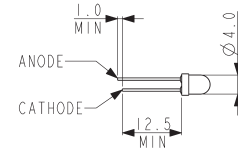
**5mm LEDs DUAL COLOUR**

Specifications	Red/Green	Red/Amber	Green/Amber
Luminous Intensity:	4.5/5mcd	4.5/4mcd	4/5mcd
Forward voltage:	2.2V	2.2V	2.2V
Cont. Forward Current:	30mA/30mA	30mA/20mA	30mA/20mA
Power Dissipation:	100mW/100mW	100mW/60mW	100mW/60mW
Reverse Current:	100mA	100mA	100mA
Reverse Voltage:	5V (max)	5V (max)	5V (max)
Operating Temp:	-40°C to +85°C		
Part No:	/D1	/D2	/D3



**4mm LEDs Standard**

Specifications	Red	Green	Yellow	Blue
Luminous Intensity @10mA:	2.5mcd	2.5mcd	2.5mcd	50mcd
Forward voltage:	2.0V	2.1V	2.0V	3.8V
Cont. Forward Current (max):	30mA	30mA	20mA	30mA
Power Dissipation (max) @ 20°C Ambient:	100mW	100mW	85mW	120mW
Reverse Current:	10µA	10µA	10µA	50µA
Reverse Voltage:	5V (max)	5V (max)	5V (max)	5V (max)
Part No:	/RD	/GN	/YL	/BL



**Part No Breakdown**

DXxxxx	/	XX	/	XX
Bezel Type		LED Colour		LED Options
		RD = Red GN = Green YL = Yellow BL = Blue		Blank = Standard 02 = Flashing - 5mm (Red or Green only)
		D1 = Dual Colour - 5mm (Red/Green)		
		D2 = Dual Colour - 5mm (Red/Amber)		
		D3 = Dual Colour - 5mm (Green/Amber)		
		TR = Tri Colour - 5mm (Red/Green/Amber)		

**Example:**  
DX1092/RD/02 = Black Aluminum IP66 Prominent Bezel, with Red flashing LED

# Indicator Lights

Neon, LED and Filament Lamp



## Key Features

- Neon, LED, mains LED or filament lamp
- Bezel sizes from 6.7 to 16.3mm diameter
- Red, amber, green, blue and clear lenses
- Red, yellow, green, blue and white LEDs
- Wide choice of styles

## Colours and voltages:

<b>NEON</b>  Available with Red, Amber, Green or Clear lenses 100/130V (marked 110V), 200/250V (marked 230V)	<b>DC LED</b>  Red, Yellow, Green, Blue, White 2.0/2.2V Resistors for other voltages available.	<b>AC MAINS LED</b>  Red, Yellow, Green, Blue, White 110-230V AC operation.	<b>FILAMENT</b>  Available with Red, Amber, Green, Clear or Blue lenses 6V, 12/14V, 24/28V.
--	---	--	--

Terminal	Type	Sealed	Illumination	Colour	Voltage	Options
<b>B</b> 2.8 <b>L</b>  <b>B</b> 2.8 <b>L</b>  <b>B</b> 2.8 <b>L</b>  <b>C</b> 6.3  <b>L</b> <b>W</b>  <b>L</b> <b>W</b>	<b>(K) 0566 A</b>	 6.0  2.0 max  p. 340	<b>N</b> <b>L</b> <b>M</b>	Neon & Filament  <b>R</b> Red  <b>A</b> Amber  <b>G</b> Green  <b>B</b> Blue (Special Order)  <b>C</b> Clear	<b>1</b> LED No Resistor  <b>2</b> 125V Neon  <b>3</b> 250V Neon  <b>4</b> 6VDC LED  <b>5</b> 12VDC LED  <b>6</b> 24VDC LED  <b>7</b> 12/14V Filament  <b>8</b> 24/ 28V Filament  <b>9</b> 125/250VAC LED	<b>C</b> Chrome Bezel Finish
	<b>(K) 0566 B</b>	 6.0  2.0 max  p. 340	<b>N</b> <b>L</b> <b>M</b>	Neon & Filament  <b>R</b> Red  <b>A</b> Amber  <b>G</b> Green  <b>B</b> Blue (Special Order)  <b>C</b> Clear	<b>1</b> LED No Resistor  <b>2</b> 125V Neon  <b>3</b> 250V Neon  <b>4</b> 6VDC LED  <b>5</b> 12VDC LED  <b>6</b> 24VDC LED  <b>7</b> 12/14V Filament  <b>8</b> 24/ 28V Filament  <b>9</b> 125/250VAC LED	
	<b>(K) 0566 C</b>	 6.0  2.0max  p. 340	<b>N</b> <b>L</b> <b>M</b>	Neon & Filament  <b>R</b> Red  <b>A</b> Amber  <b>G</b> Green  <b>B</b> Blue (Special Order)  <b>C</b> Clear	<b>1</b> LED No Resistor  <b>2</b> 125V Neon  <b>3</b> 250V Neon  <b>4</b> 6VDC LED  <b>5</b> 12VDC LED  <b>6</b> 24VDC LED  <b>7</b> 12/14V Filament  <b>8</b> 24/ 28V Filament  <b>9</b> 125/250VAC LED	
	<b>(C) 0145 AA</b>	 5.8  3.0max  p. 340	<b>N</b> <b>L</b> <b>M</b> <b>F</b>	Neon & Filament  <b>R</b> Red  <b>A</b> Amber  <b>G</b> Green  <b>B</b> Blue (Special Order)  <b>C</b> Clear	<b>1</b> LED No Resistor  <b>2</b> 125V Neon  <b>3</b> 250V Neon  <b>4</b> 6VDC LED  <b>5</b> 12VDC LED  <b>6</b> 24VDC LED  <b>7</b> 12/14V Filament  <b>8</b> 24/ 28V Filament  <b>9</b> 125/250VAC LED	
	<b>(L) 1041 00</b>	 6.3  6.3max  p. 340	<b>N</b> <b>L</b> <b>F</b>	Neon & Filament  <b>R</b> Red  <b>A</b> Amber  <b>G</b> Green  <b>B</b> Blue (Special Order)  <b>C</b> Clear	<b>1</b> LED No Resistor  <b>2</b> 125V Neon  <b>3</b> 250V Neon  <b>4</b> 6VDC LED  <b>5</b> 12VDC LED  <b>6</b> 24VDC LED  <b>7</b> 12/14V Filament  <b>8</b> 24/ 28V Filament  <b>9</b> 125/250VAC LED	
	<b>(L) 1045 00</b>	 6.3  10.0max  p. 340	<b>N</b> <b>L</b> <b>M</b> <b>F</b>	Neon & Filament  <b>R</b> Red  <b>A</b> Amber  <b>G</b> Green  <b>B</b> Blue (Special Order)  <b>C</b> Clear	<b>1</b> LED No Resistor  <b>2</b> 125V Neon  <b>3</b> 250V Neon  <b>4</b> 6VDC LED  <b>5</b> 12VDC LED  <b>6</b> 24VDC LED  <b>7</b> 12/14V Filament  <b>8</b> 24/ 28V Filament  <b>9</b> 125/250VAC LED	

# Indicator Lights

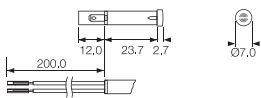
Neon, LED and Filament Lamp



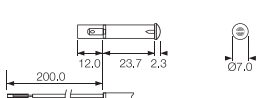
Terminal	Type	Sealed	Illumination	Colour	Voltage	Options
L W	(L) 0245 00 	 7.1 6.3 max p. 340	N L M F	Neon & Filament <b>R</b> Red <b>A</b> Amber <b>G</b> Green <b>B</b> Blue (Special Order) <b>C</b> Clear	<b>1</b> LED No Resistor <b>2</b> 125V Neon <b>3</b> 250V Neon <b>4</b> 6VDC LED <b>5</b> 12VDC LED	<b>C</b> Chrome Bezel Finish
L	L 2950 00 	 8.0 0.8-1.6 p. 340	N L M F	LED <b>R</b> Red <b>Y</b> Yellow <b>G</b> Green <b>B</b> Blue	<b>6</b> 24VDC LED <b>7</b> 12/14V Filament <b>8</b> 24/ 28V Filament <b>9</b> 125/250Vac LED	
L C 6.3	(L) 0195 BB 	 8.0 0.8-3.0 p. 340	N F			
L	L 2951 00 	 8.0 0.8-1.6 p. 340	N L M F			
L H 4.8	H) 0568 A(*) 	 8.0 0.8-3.5 p. 340	N L F			
L H 4.8	(H) 0568 B(*) 	 8.0 0.8-3.5 p. 340	N L F			

## Dimensions

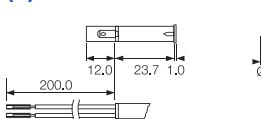
(K) 0566 A



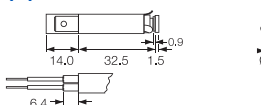
(K) 0566 B



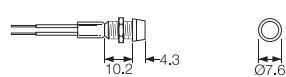
(K) 0566 C



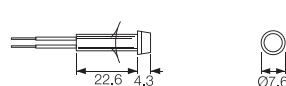
(C) 0145 AA



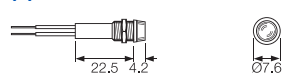
(L) 1041 00



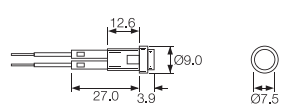
(L) 1045 00



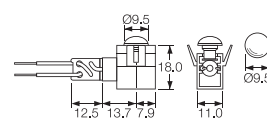
(L) 0245 00



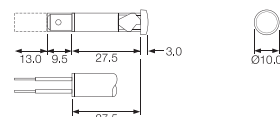
L 2950 00



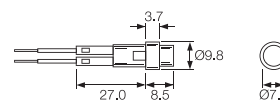
(L) 0195 BB



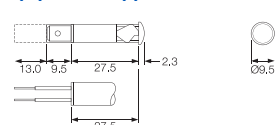
H) 0568 A(\*)



L 2951 00



(H) 0568 B(\*)



# Indicator Lights

Neon, LED and Filament Lamp



## Key Features

- Neon, LED, mains LED or filament lamp
- Bezel sizes from 6.7 to 16.3mm diameter
- Red, amber, green, blue and clear lenses
- Red, yellow, green, blue and white LEDs
- Wide choice of styles

## Colours and voltages:

### NEON



Available with Red, Amber, Green or Clear lenses  
100/130V (marked 110V),  
200/250V (marked 230V)

### DC LED



Red, Yellow, Green, Blue, White  
2.0/2.2V  
Resistors for other voltages available.

### AC MAINS LED



Red, Yellow, Green, Blue, White  
110-230V AC operation.

### FILAMENT



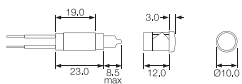
Available with Red, Amber, Green, Clear or Blue lenses  
6V, 12/14V, 24/28V.

Terminal	Type	Illumination	Colour	Voltage	Options	Panel	Approval
L K 2.8 H 4.8 C 6.3	(C) 0273 00 	N L M F	Neon & Filament <b>R</b> Red <b>A</b> Amber <b>G</b> Green <b>B</b> Blue (Special Order) <b>C</b> Clear	<b>1</b> LED No Resistor <b>2</b> 125V Neon <b>3</b> 250V Neon <b>4</b> 6VDC LED <b>5</b> 12VDC LED	<b>C</b> Chrome Bezel Finish	9.0 2.0 max p. 340	
L K 2.8 H 4.8 C 6.3	(C) 0278 00 	N L M F	Amber <b>G</b> Green <b>B</b> Blue (Special Order) <b>C</b> Clear	<b>6</b> 24VDC LED <b>7</b> 12/14V Filament <b>8</b> 24/ 28V Filament <b>9</b> 125/250VAC LED		9.0 2.0 max p. 340	
L K 2.8 H 4.8 C 6.3	(C) 0276 AA 	N L M F	Blue (Special Order) <b>C</b> Clear			9.5 0.8-2.8 p. 340	
L K 2.8 H 4.8 C 6.3	(C) 0275 00 	N L M F	LED <b>R</b> Red <b>Y</b> Yellow <b>G</b> Green <b>B</b> Blue			10.0 12.0 p. 340	
L K 2.8 H 4.8 C 6.3	(C) 0275 00 	N L M F	Red <b>Y</b> Yellow <b>G</b> Green <b>B</b> Blue			10.0 11.5 max p. 340	

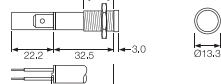
Terminal	Type	Illumination	Colour	Voltage	Options	Panel	Approval
L K 2.8 H 4.8 C 6.3	(C) 0276 00 	N L M F	Neon & Filament  <b>R</b> Red  <b>A</b> Amber  <b>G</b> Green  <b>B</b> Blue (Special Order)  <b>C</b> Clear	<b>1</b> LED No Resistor  <b>2</b> 125V Neon  <b>3</b> 250V Neon  <b>4</b> 6VDC LED  <b>5</b> 12VDC LED  <b>6</b> 24VDC LED  <b>7</b> 12/14V Filament  <b>8</b> 24/ 28V Filament  <b>9</b> 125/250VAC LED	<b>C</b> Chrome Bezel Finish	10.0 2.8 max p. 340  10.0 12 max p. 340  10.0 0.6-2.0 p. 340  12.0 0.75-2.0 p. 340  12.0 or 12.7 ø12.0 = 0.8-2.5 ø12.7 = 1.1-2.5 p. 340  12.5 0.8-1.5 p. 340	
L K 2.8 H 4.8 C 6.3	(C) 0277 00 	N L M F					
L K 2.8 H 4.8 C 6.3	(C) 0273 LL 	N L M F					
L K 2.8 H 4.8 C 6.3	(C) 2820 00 	N L M F					
L K 2.8 H 4.8 C 6.3	(C) 2821 00 	N L M F					
L K 2.8 H 4.8 C 6.3	(C) 0586 00 	N L M F					

## Dimensions

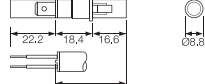
(L) 0569 AW



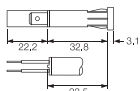
(C) 0275 00



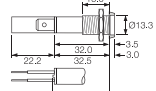
(C) 0273 LL



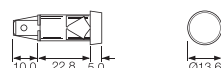
(C) 0273 00



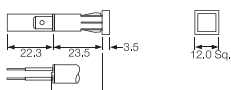
(C) 0275 00



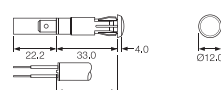
(C) 2820 00



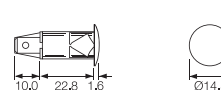
(C) 0278 00



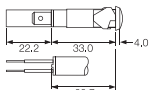
(C) 0276 00



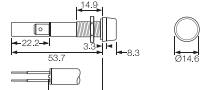
(C) 2821 00



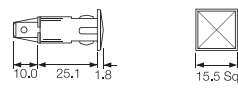
(C) 0276 AA



(C) 0277 00



(C) 0586 00



# Indicator Lights





Neon, LED and Filament Lamp















































## Key Features

- Neon, LED, mains LED or filament lamp
- Bezel sizes from 6.7 to 16.3mm diameter
- Red, amber, green and clear lenses
- Red, yellow, green, blue and white LEDs
- Wide choice of styles

## Colours and voltages:





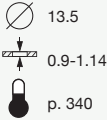






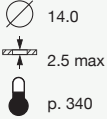



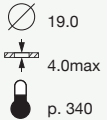

<p><b>NEON</b></p>  <p>Available with Red, Amber, Green or Clear lenses 100/130V (marked 110V), 200/250V (marked 230V)</p>	<p><b>DC LED</b></p>  <p>Red, Yellow, Green, Blue, White 2.0/2.2V Resistors for other voltages available.</p>	<p><b>AC MAINS LED</b></p>  <p>Red, Yellow, Green, Blue, White 110-230V AC operation.</p>	<p><b>FILAMENT</b></p>  <p>Available with Red, Amber, Green, Clear or Blue lenses 6V, 12/14V, 24/28V.</p>
---	--	--	--

Terminal	Type	Illumination	Colour	Voltage	Options	Panel	Approval
<b>L</b> <b>K</b> 2.8 <b>H</b> 4.8 <b>C</b> 6.3	<b>(C) 2870 00</b> 	<b>N</b>  <b>L</b>  <b>M</b>  <b>F</b> 	Neon & Filament	<b>1</b> LED No Resistor	<b>C</b> Chrome Bezel Finish	 12.7  0.75-2.0  P. 340	
			<b>R</b> Red	<b>2</b> 125V Neon			
			<b>A</b> Amber	<b>3</b> 250V Neon			
			<b>G</b> Green	<b>4</b> 6VDC LED			
<b>L</b> <b>K</b> 2.8 <b>H</b> 4.8 <b>C</b> 6.3	<b>(C) 0589 00</b> 	<b>N</b>  <b>L</b>  <b>M</b>  <b>F</b> 	<b>B</b> Blue (Special Order)	<b>5</b> 12VDC LED	 12.7  0.8-1.5  p. 340		
			<b>C</b> Clear	<b>6</b> 24Vdc LED			
			<b>L</b> LED	<b>7</b> 12/14V Filament			
			<b>R</b> Red	<b>8</b> 24/ 28V Filament			
<b>L</b> <b>K</b> 2.8 <b>H</b> 4.8 <b>C</b> 6.3	<b>(C) 0177 00</b> 	<b>N</b>  <b>L</b>  <b>M</b>  <b>F</b> 	<b>Y</b> Yellow	<b>9</b> 125/250VAC LED	 12.7  12.0max  p. 340		
			<b>G</b> Green				
			<b>B</b> Blue				
<b>L</b> <b>K</b> 2.8 <b>H</b> 4.8 <b>C</b> 6.3	<b>(C) 0067 00</b> 	<b>N</b>  <b>L</b>  <b>M</b>  <b>F</b> 			 12.7  1.14 max  p. 340		
<b>L</b> <b>C</b> 6.3	<b>(C) 0180AA</b> 	<b>N</b>  <b>L</b>  <b>F</b> 			 12.7  19.0 max  p. 340		

# Indicator Lights

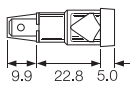
Neon, LED and Filament Lamp



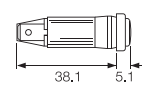
Terminal	Type	Illumination	Colour	Voltage	Options	Panel	Approval
<b>L</b> <b>C</b> 6.3	<b>(C) 0180BB</b> 	<b>N</b>  <b>L</b>  <b>F</b> 	Neon & Filament	<b>1</b> LED No Resistor	<b>C</b> Chrome Bezel Finish	 13.5 0.9-1.14 p. 340	
			<b>R</b> Red	<b>2</b> 125V Neon			
			<b>A</b> Amber	<b>3</b> 250V Neon			
<b>L</b> <b>K</b> 2.8 <b>H</b> 4.8 <b>C</b> 6.3	<b>(C) 0579 00</b> 	<b>N</b>  <b>L</b>  <b>M</b>  <b>F</b> 	<b>G</b> Green	<b>4</b> 6VDC LED	 14.0 2.5 max p. 340		
			<b>B</b> Blue (Special Order)	<b>5</b> 12VDC LED			
			<b>C</b> Clear	<b>6</b> 24VDC LED			
<b>C</b> 6.3	<b>(C) 1092</b> 	<b>N</b> 	<b>R</b> Red	<b>7</b> 12/14V Filament	 19.0 4.0max p. 340		
			<b>Y</b> Yellow	<b>8</b> 24/ 28V Filament			
			<b>G</b> Green	<b>9</b> 125/250VAC LED			
			<b>B</b> Blue				
			<b>L</b> LED				

## Dimensions

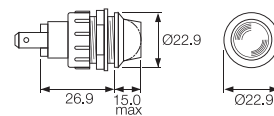
**(C) 2870 00**



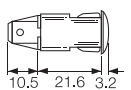
**(C) 0067 00**



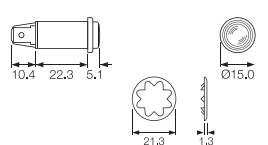
**(C) 1092**



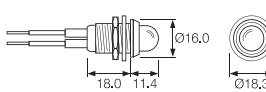
**C) 0589 00**



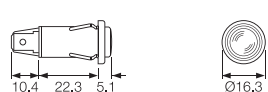
**(C) 0180AA**



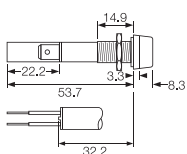
**L 0081 00**



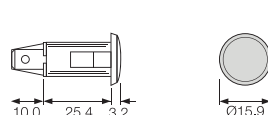
**(C) 0180BB**



**(C) 0177 00**



**(C) 0579 00**





# Indicator Lights

Neon, LED and Filament Lamp



## Key Features

- Neon, LED, mains LED or filament lamp
- Bezel sizes from 6.7 to 16.3mm diameter
- Red, amber, green and clear lenses
- Red, yellow, green, blue and white LEDs
- Wide choice of styles

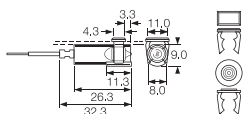
## Colours and voltages:

NEON	DC LED	AC MAINS LED	FILAMENT
Available with Red, Amber, Green or Clear lenses 100/130V (marked 110V), 200/250V (marked 230V)	Red, Yellow, Green, Blue, White 2.0/2.2V Resistors for other voltages available.	Red, Yellow, Green, Blue, White 110-230V AC operation.	Available with Red, Amber, Green, Clear or Blue lenses 6V, 12/14V, 24/28V.

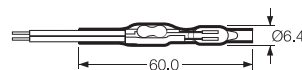
Terminal	Type	Illumination	Colour	Voltage	Options	Panel	Approval
L	<b>L 0234 00</b> 	N	Neon & Filament <b>R</b> Red <b>A</b> Amber <b>G</b> Green <b>B</b> Blue (Special Order) <b>C</b> Clear	<b>1</b> LED No Resistor <b>2</b> 125V Neon <b>3</b> 250V Neon <b>4</b> 6Vdc LED <b>5</b> 12VDC LED <b>6</b> 24VDC LED <b>7</b> 12/14V Filament <b>8</b> 24/ 28V Filament <b>9</b> 125/250VAC LED	<b>C</b> Chrome Bezel Finish	18.2/18.3 x 6.2/6.3* ↓ 2.0-3.5 P. 340  9.27/9.50 x 4.75* ↓ 0.71-1.62 p. 340  p. 340	
L	<b>L 0233 00</b> 	N	<b>R</b> Red <b>A</b> Amber <b>G</b> Green <b>B</b> Blue (Special Order) <b>C</b> Clear <b>LED</b> LED <b>R</b> Red <b>Y</b> Yellow <b>G</b> Green <b>B</b> Blue	<b>1</b> LED No Resistor <b>2</b> 125V Neon <b>3</b> 250V Neon <b>4</b> 6Vdc LED <b>5</b> 12VDC LED <b>6</b> 24VDC LED <b>7</b> 12/14V Filament <b>8</b> 24/ 28V Filament <b>9</b> 125/250VAC LED	<b>C</b> Chrome Bezel Finish	18.2/18.3 x 6.2/6.3* ↓ 2.0-3.5 P. 340  9.27/9.50 x 4.75* ↓ 0.71-1.62 p. 340  p. 340	

## Dimensions

### L 0234 00



### L 0233 00



Neon tube, resistor and flexible lead assembly, protected by "shrunk on" transparent sleeving.

## Key Features

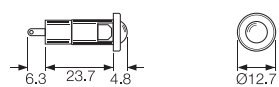
- Up to 50V
- Red, Amber, Green, Blue and Clear
- Linestra/Philinea lamp holder

## Colours and voltages:

These lampholders are suitable for up to 50V max.  
Colours - Red, Amber, Green, (Clear & Blue, check availability).

Terminal	Type	Colour	Options	Panel
<b>K</b> 2.8	<b>K0061 00 (LES)</b> 	Neon & Filament  <b>R</b> Red  <b>A</b> Amber  <b>G</b> Green  <b>B</b> Blue (Special Order)	<b>C</b> Chrome Bezel Finish	9.5 0.9-1.14 T85
<b>C</b> 6.3	<b>(C) 0067 00</b> 	<b>B</b> Blue (Special Order)  <b>C</b> Clear		12.7 1.14max T85
<b>K</b> 2.8	<b>(K) 0062 A0</b> 	<b>R</b> Red  <b>C</b> Clear		12.7 9.6max T85
<b>K</b> 2.8	<b>(K) 0062 M0</b> 	LED  <b>R</b> Red		12.7 9.6max T85
<b>S</b>	<b>(S) 0095 00</b> 	<b>Y</b> Yellow  <b>G</b> Green  <b>B</b> Blue		T85

**K0061 00 (LES)**



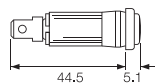
**(K) 0062 M0**



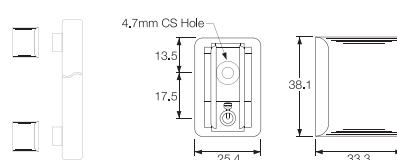
**(K) 0062 A0**



**(C) 0067 00**



**(S) 0095 00**





C1090FE ---



P1090FL ---

## Key Features

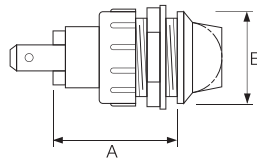
- Up to 50V
- MES or MBC bulb
- Flat and domed lens
- Brass or nylon bodies
- Red, Amber, Green, Blue and Clear lenses

## Approvals and specifications

These lampholders are suitable for up to 50V max.

Colours - Red, Amber, Green, (Clear & Blue, check availability).  
Brass bodies have polished chrome finish.

## Dimensions and Options



F0445 MO  
P.V.C. Insulating terminal cover.



Terminal	Type	Colour	Options	Panel	Lens																																			
<b>C</b>  6.3 x 0.8	<b>1090</b> MES (E10) 	<b>R</b> Red	<b>C</b> Chrome Bezel Finish	<b>1090 (MES lamps)</b> <table border="1"> <thead> <tr> <th></th> <th>Panel Hole Dia</th> <th>Body Material</th> <th>Dim A</th> <th>Dim B</th> </tr> </thead> <tbody> <tr> <td>A</td> <td>19.0</td> <td>Brass</td> <td>35.0</td> <td>22.0</td> </tr> <tr> <td>D</td> <td>19.0</td> <td>Brass</td> <td>30.2</td> <td>22.0</td> </tr> <tr> <td>E</td> <td>19.0</td> <td>Nylon with chrome bezel</td> <td>30.2</td> <td>22.8</td> </tr> <tr> <td>G</td> <td>19.0</td> <td>Brass</td> <td>24.6</td> <td>22.0</td> </tr> <tr> <td>H</td> <td>19.0</td> <td>Nylon with chrome bezel</td> <td>24.6</td> <td>22.8</td> </tr> <tr> <td>L</td> <td>25.4</td> <td>Brass</td> <td>26.0</td> <td>31.5</td> </tr> </tbody> </table>		Panel Hole Dia	Body Material	Dim A	Dim B	A	19.0	Brass	35.0	22.0	D	19.0	Brass	30.2	22.0	E	19.0	Nylon with chrome bezel	30.2	22.8	G	19.0	Brass	24.6	22.0	H	19.0	Nylon with chrome bezel	24.6	22.8	L	25.4	Brass	26.0	31.5	<b>F</b> Flat 
					Panel Hole Dia	Body Material	Dim A	Dim B																																
A	19.0	Brass	35.0	22.0																																				
D	19.0	Brass	30.2	22.0																																				
E	19.0	Nylon with chrome bezel	30.2	22.8																																				
G	19.0	Brass	24.6	22.0																																				
H	19.0	Nylon with chrome bezel	24.6	22.8																																				
L	25.4	Brass	26.0	31.5																																				
<b>Y</b> Yellow	<b>G</b> Green	<b>H</b> 19.0 Nylon with chrome bezel	<b>V</b> MES (E10) 																																					
<b>H</b>  Solder	<b>1091</b> MBC (BA9s) (C and S Terminals only) 	<b>B</b> Blue	<b>C</b> Clear	<b>1091 (MBC lamps)</b> <table border="1"> <thead> <tr> <th></th> <th>Panel Hole Dia</th> <th>Body Material</th> <th>Dim A</th> <th>Dim B</th> </tr> </thead> <tbody> <tr> <td>B</td> <td>19.0</td> <td>Brass</td> <td>36.0</td> <td>22.0</td> </tr> <tr> <td>C</td> <td>19.0</td> <td>Nylon</td> <td>36.6</td> <td>22.0</td> </tr> <tr> <td>Q</td> <td>19.0</td> <td>Nylon (Chrome twin)</td> <td>36.6</td> <td>22.8</td> </tr> <tr> <td>M</td> <td>25.4</td> <td>Brass</td> <td>38.1</td> <td>31.5</td> </tr> </tbody> </table>		Panel Hole Dia	Body Material	Dim A	Dim B	B	19.0	Brass	36.0	22.0	C	19.0	Nylon	36.6	22.0	Q	19.0	Nylon (Chrome twin)	36.6	22.8	M	25.4	Brass	38.1	31.5	<b>L</b> No lens										
					Panel Hole Dia	Body Material	Dim A	Dim B																																
B	19.0	Brass	36.0	22.0																																				
C	19.0	Nylon	36.6	22.0																																				
Q	19.0	Nylon (Chrome twin)	36.6	22.8																																				
M	25.4	Brass	38.1	31.5																																				
<b>S</b> Green	<b>S</b> 19.0 Nylon with chrome bezel																																							
<b>S</b>  Screw and Clamp																																								

# LED Lamps and LED Lampholders

LED Lampholders can be supplied with or without LEDs



## Key Features

- LED lampholders
- Supplied with or without LEDs
- Black or Chrome finish

## Colours and voltages:

Colours: Red, Yellow, Green and Blue LEDs  
(High Intensity is standard. Option of extra super bright).

Voltages: LEDs are available for direct connection to 2.0/2.2V or 12VDC

For other voltages contact sales.

Terminal	Type	Body Colour	LED Colour	Voltage	Panel Cutout	Approval	Dimensions
<b>W</b> LED fitted <b>A</b> LED not fitted <b>L</b> LED & Wires fitted	<b>(W) 1047 00</b>	<b>B</b> Black  <b>C</b> Chrome	<b>R</b> Red  <b>Y</b> Yellow  <b>G</b> Green  <b>B</b> Blue	<b>1</b> LED No Resistor  <b>4</b> 6VDC LED  <b>5</b> 12VDC LED  <b>6</b> 24VDC LED	 6.3  6.3max  T105		
<b>W</b> LED fitted <b>A</b> LED not fitted <b>L</b> LED & Wires fitted	<b>(L) 1048 00</b>				 8.0  5.5max  T105		
<b>W</b> LED fitted <b>A</b> LED not fitted <b>L</b> LED & Wires fitted	<b>(W)1050 00</b>				 8.0  7.0max  T105		
<b>W</b> LED fitted <b>L</b> LED & Wires fitted	<b>(L) 1035 0A</b>				 4.5  0.9-1.6  T105	 	
<b>W</b> LED fitted <b>L</b> LED & Wires fitted	<b>(L) 1036 0A</b>				 6.0  0.9-1.6  T105	 	
<b>W</b> LED fitted <b>L</b> LED & Wires fitted	<b>(L) 1037 0A</b>				 6.35  0.9-1.6  T105	 	



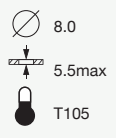

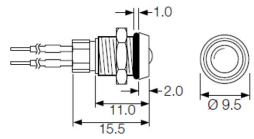


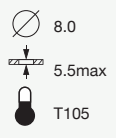

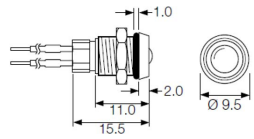



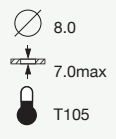

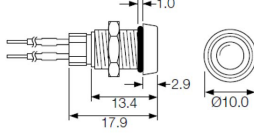


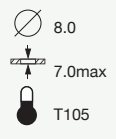

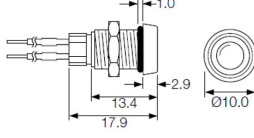

## Key Features

- IP67 front bezel sealing
- LED lampholders
- Supplied with or without LEDs
- Black or Chrome finish

## Colours and voltages:

Colours:  
Red, Yellow Green and Blue LEDs.  
(High Intensity is standard. Option of extra super bright).

Voltages:  
LEDs are available for direct connection to 2.0/2.2V or 12VDC.  
For other voltages contact sales.

Terminal	Type	Body Colour	LED Colour	Voltage	Panel	Approval	Dimensions
<b>L</b> LED & Wires fitted 	<b>(L) 1048 OA</b> 	<b>B</b> Black  <b>C</b> Chrome	<b>R</b> Red  <b>Y</b> Yellow	<b>1</b> LED No Resistor  <b>4</b> 6VDC LED			<b>(L) 1048 OA</b> 
			<b>G</b> Green  <b>B</b> Blue	<b>5</b> 12VDC LED  <b>6</b> 24VDC LED			
<b>W</b> LED fitted 	<b>(W) 1048 OA</b> 	<b>B</b> Black  <b>C</b> Chrome	<b>R</b> Red  <b>Y</b> Yellow	<b>1</b> LED No Resistor  <b>4</b> 6VDC LED			<b>(L) 1048 OA</b> 
<b>A</b> LED not fitted 			<b>G</b> Green  <b>B</b> Blue	<b>5</b> 12VDC LED  <b>6</b> 24VDC LED			
<b>L</b> LED & Wires fitted 	<b>(L) 1050 OA</b> 	<b>B</b> Black  <b>C</b> Chrome	<b>R</b> Red  <b>Y</b> Yellow	<b>1</b> LED No Resistor  <b>4</b> 6VDC LED			<b>(L) 1050 OA</b> 
			<b>G</b> Green  <b>B</b> Blue	<b>5</b> 12VDC LED  <b>6</b> 24VDC LED			
<b>W</b> LED fitted 	<b>(W) 1050 OA</b> 	<b>B</b> Black  <b>C</b> Chrome	<b>R</b> Red  <b>Y</b> Yellow	<b>1</b> LED No Resistor  <b>4</b> 6VDC LED			<b>(L) 1050 OA</b> 
<b>A</b> LED not fitted 			<b>G</b> Green  <b>B</b> Blue	<b>5</b> 12VDC LED  <b>6</b> 24VDC LED			

## Properties

### Sealing

O-ring sealing equivalent to IP67, of both the LED to bezel, and bezel to panel is available where shown.

### Polarity

The nylon base mouldings are polarity marked.

### Body Material and Finish

Chromed brass or Black oxide coated brass.

### Lampholders only

Items prefixed 'A' are supplied without LEDs.

### LED wires or PVC covered wire leads

125mm min length wires, 6.3mm standard strip.  
Alternative colours, length and strip available.

### Key Features

- IP67 Panel Sealing
- Supplied complete with gaskets/'O' rings
- Neon, LED, mains LED or filament lamp
- Bezel sizes from 7.6 to 22.9mm diameter
- Red, amber, green, blue and clear lenses
- Red, yellow, green, blue and white LEDs
- Wide choice of styles

### Colours and voltages:



Available with Red, Amber, Green or Clear lenses  
100/130V (marked 110V), 200/250V (marked 230V)



Red, Yellow, Green, Blue, White  
2.0/2.2V Resistors for other voltages available.



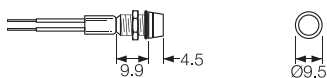
Red, Yellow, Green, Blue, White  
110-230V AC operation.



Available with Red, Amber, Green, Clear or Blue lenses  
6V, 12/14V, 24/28V.

Terminal	Type	Sealed	Illumination	Colour	Voltage	Option	Panel Cutout	Approval
L	<b>(L) 1041 OS</b> 	<b>S</b> Sealed	<b>N</b>	<b>R</b> Red	<b>1</b> LED No Resistor	<b>C</b> Chrome Bezel Finish	6.3	
			<b>L</b>	<b>A</b> Amber	<b>2</b> 125V Neon		5.3max	
			<b>M</b>	<b>G</b> Green	<b>3</b> 250V Neon		7.1	
L	<b>(L) 0245 OS</b> 		<b>F</b>	<b>B</b> Blue (Special)	<b>4</b> 6VDC LED		4.6max	
			<b>N</b>	<b>C</b> Clear	<b>5</b> 12VDC LED		10.0	
			<b>L</b>	<b>R</b> Red	<b>6</b> 24VDC LED		11.15max	
L K 2.8 H 4.8 C 6.3	<b>(C) 0275 OS</b> 		<b>M</b>	<b>Y</b> Yellow	<b>7</b> 12/14V Filament		11.15max	
			<b>F</b>	<b>G</b> Green	<b>8</b> 24/ 28V Filament		10.0	
			<b>N</b>	<b>B</b> Blue	<b>9</b> 125/250VAC LED		11.15max	
L K 2.8 H 4.8 C 6.3	<b>(C) 0277 OS</b> 		<b>L</b>	<b>W</b> White				
			<b>M</b>					
			<b>F</b>					
L K 2.8 H 4.8 C 6.3	<b>(C) 0177 OS</b> 		<b>N</b>					
			<b>L</b>					
			<b>M</b>					

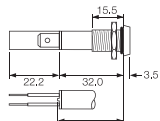
**(L) 1041 OS**



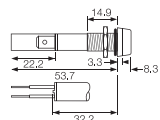
**(L) 0245 OS**



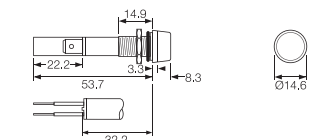
**(C) 0275 OS**



**(C) 0277 OS**



**(C) 0177 OS**



The majority of Arcoelectric indicator lights can be supplied with alternative light sources:

## Neon, Fluorescent, Filament lamp or LED

### NEON and FLUORESCENT LAMPS

#### Colours

Available with Red, Amber, Green, Blue or Clear lenses.

#### Maximum striking voltages

Standard brightness types 65VAC 90VDC.

High brightness types 85VAC 135VDC.

High brightness types are usually fitted.

#### Life

Typically 25,000 hours (Green fluorescent lamps 20,000 hours).

(Measured to a point when the light output of the lamp is half its original level.)

The end of life for a neon lamp is not usually a sudden failure.

#### False signals due to long wiring

It is possible for neon or fluorescent tubes to glow when they should be off. The false signal is caused by the capacitance effect of fairly long wiring to the indicator being adjacent to other live cables. This effect can be prevented in most cases by fitting a 100k resistor across the supply wires close to the indicator assembly.

### MATERIALS

Moulded bodies and bases . . . . . Nylon 6.6

Metal bodies and bezels . . . . . Chrome plated brass (except #)

Lenses . . . . . Polycarbonate

Terminals (most types) . . . . . Brass (electro-tin plated)

Terminals (exceptions) . . . . . Brass (flash silver\* or nickel\*\* plated)

Threaded metal nuts . . . . . Brass (nickel plated on 0275/7)

Other fixings . . . . . Call sales for details

\* R9, 0061, 0062, 0430, 0480, 1090, 1091, 6030, 7030, 8630, 8580

\*\* # 3130, 3160, 3161, 3221 have nickel plated terminals with steel screws and plated polyamide bezel trims

### TEMPERATURE RATING

Authority	with Terminals	with Wire leads	
		PVC	SILICONE
European	T105°C	T105°C	T105°C
UL	T65/75°C	T65/75°C	

### FILAMENT LAMPS

#### Colours

Available with Red, Amber, Green, Clear or Blue lenses

#### LEDs - DC

#### Colours

Red, Yellow, Green, Blue and White.

#### Voltage

Basic voltage 2.0/2.2V. Some items are available with integral resistors for 12V use. For details of resistors required for higher voltages, please call sales.

#### Current

Maximum continuous forward current 20mA

#### Life

>100,000hrs

#### LEDs - AC

#### Colours

Red, Yellow, Green, Blue and White.

#### Voltage

Rated up to 230V AC, suitable for use at 110V and 230V AC.

#### Current

<3mA

#### Life

>100,000hrs