

www.opledtw.com

Opto Plus LED Corp.
0.39" SMD Type LED Display
OPS-S3910SYG | OPS-S3911SYG

● **EDIT HISTORY**


Version A: Oct. 27, 2020

Preliminary Spec.

Version B: Oct. 28, 2022

Modify mechanical dimensions.

Confidential Document



www.opledtw.com

Opto Plus LED Corp.

0.39" SMD Type LED Display

OPS-S3910SYG | OPS-S3911SYG

● FEATURES

- 0.39 inch (10.0 mm) digit height.
- SMD type.
- Low current operation.
- RoHS Compliant, Pb Free.

● DESCRIPTION

The device are 0.39 inch (10.0mm) height single digit 7-segment displays.

The device is Opto Plus LED Corp standard LED Display.

This device utilizes Super Bright Yellow Green LED chip which are made from AlGaInP on a transparent GaAs, substrate.

The device has face and segment option, please refer to **PRODUCT APPEARANCE**.

● DEVICE


PART NO.	DESCRIPTION
OPS-S3910SYG-GW	Common Anode Gray face White segment
OPS-S3911SYG-GW	Common Cathode Gray face White segment
OPS-S3910SYG-BW	Common Anode Black face White segment
OPS-S3911SYG-BW	Common Cathode Black face White segment

RoHS Compliance



Pb Free.

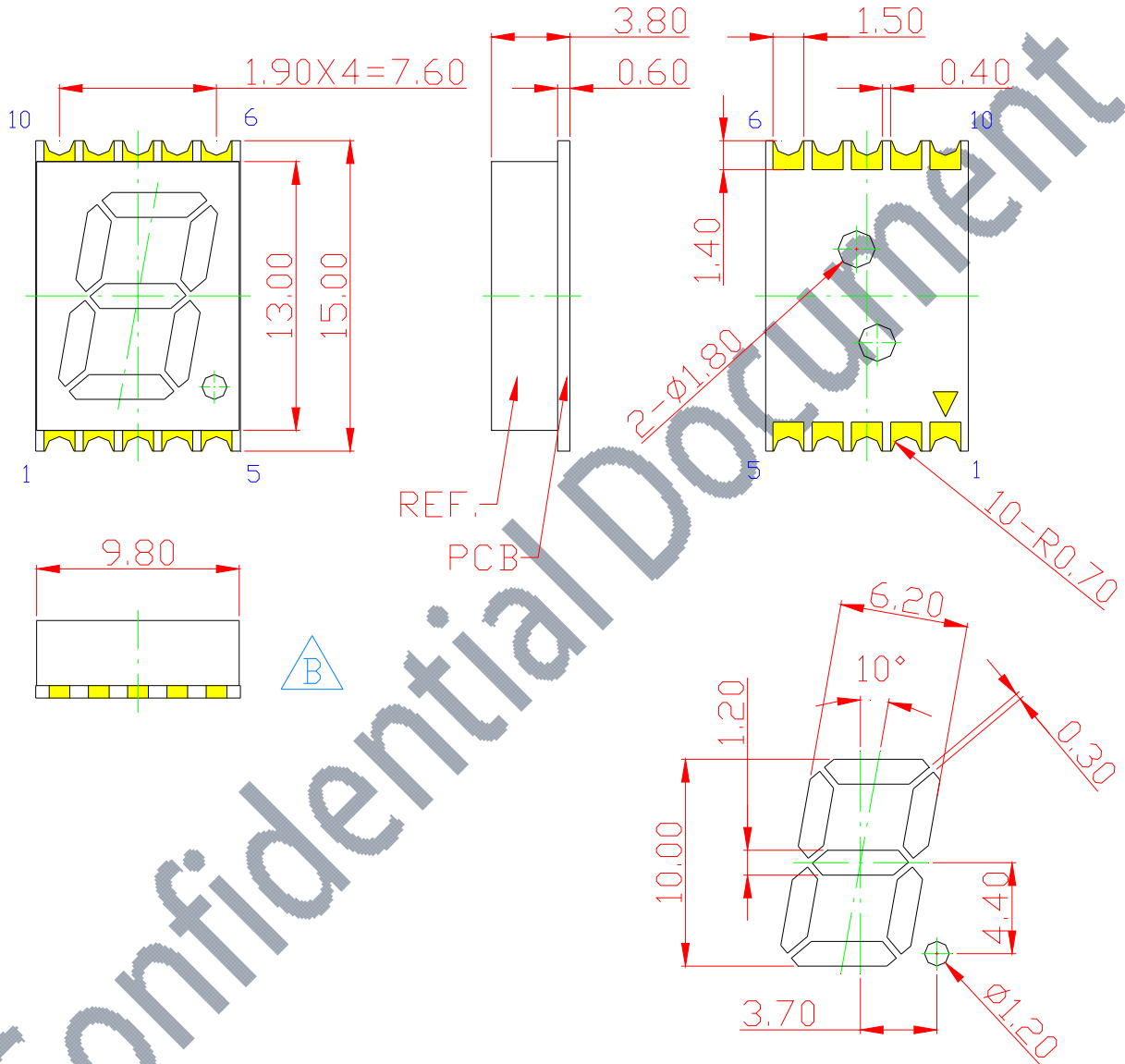





www.opledtw.com

Opto Plus LED Corp. 0.39" SMD Type LED Display OPS-S3910SYG | OPS-S3911SYG

MECHANICAL DIMENSIONS



NOTES: All dimensions are in millimeters. Tolerances are ± 0.25 mm unless otherwise noted.



www.opledtw.com

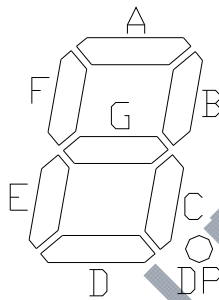
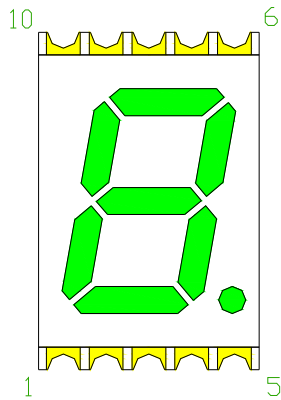
Opto Plus LED Corp.

0.39" SMD Type LED Display

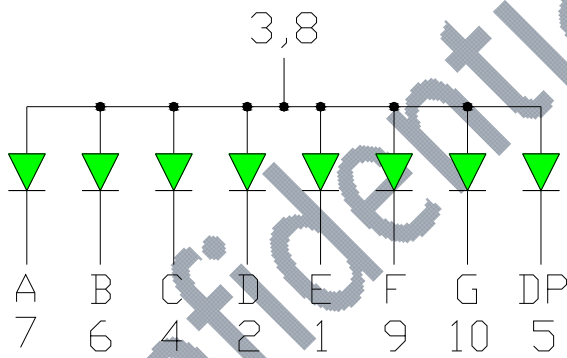
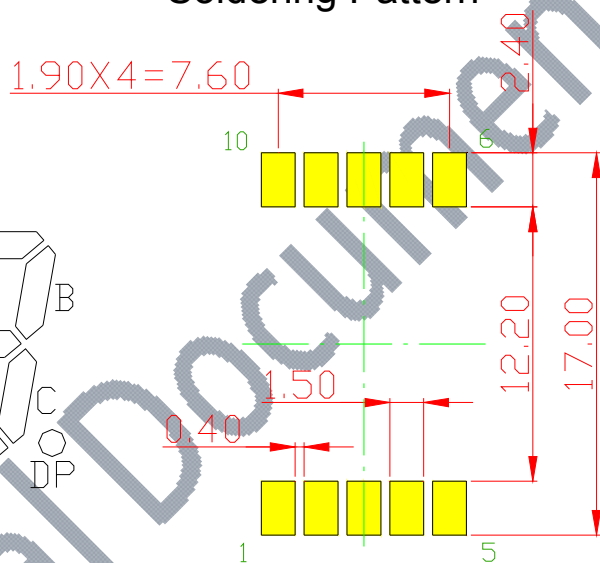
OPS-S3910SYG | OPS-S3911SYG

● TYPICAL INTERNAL EQUIVALENT CIRCUIT

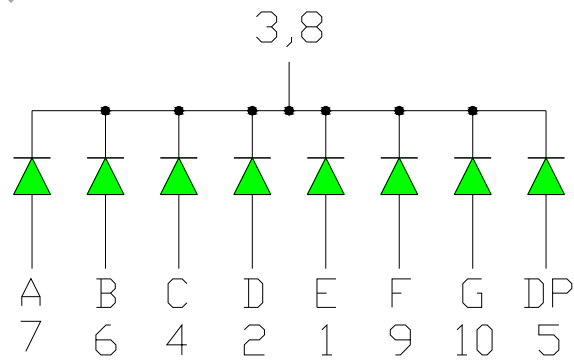
Turn On Color



Recommended Soldering Pattern




OPS-S3910SYG
(Common Anode)



OPS-S3911SYG
(Common Cathode)

※EMITTED COLOR : SUPER BRIGHT YELLOW GREEN



www.opledtw.com

Opto Plus LED Corp.

0.39" SMD Type LED Display

OPS-S3910SYG | OPS-S3911SYG

● PRODUCT APPEARANCE


The most common reflector color and segment color are show in below diagram.

-GW	-BW
※ REFLECTOR COLOR: Gray ※ SEGMENT COLOR: White	※ REFLECTOR COLOR: Black ※ SEGMENT COLOR: White

Opto Plus can customize reflector and segment colors by customer's request. If you have these request please visit www.opledtw.com or contact sales@opledtw.com for more **Standard Product Customization** information.

Part NO. related to reflector and segment colors show as table below.

PART NO.	DESCRIPTION
OPS-S3910SYG-GW	Common Anode Gray face White segment
OPS-S3911SYG-GW	Common Cathode Gray face White segment
OPS-S3910SYG-BW	Common Anode Black face White segment
OPS-S3911SYG-BW	Common Cathode Black face White segment



www.opledtw.com

Opto Plus LED Corp. 0.39" SMD Type LED Display OPS-S3910SYG | OPS-S3911SYG


● SYG: SUPER BRIGHT YELLOW GREEN (AlGaInP/GaAs)

ABSOLUTE MAXIMUM RATING AT Ta=25°C

Parameter	Symbol	Maximum Rating	Unit
Power dissipation	P _{AD}	48	mW
Continuous forward current	I _{AF}	20	mA
Peak current (duty cycle 1/10, 1kHz)	I _{PF}	40	mA
Reverse voltage	V _R	5	V
Operating temperature	T _{OPR}	-40 to +105	°C
Storage temperature	T _{STG}	-40 to +105	°C

ELECTRICAL - OPTICAL CHARACTERISTICS AT Ta=25°C

Characteristic	Symbol	Condition	Min.	Type.	Max.	Unit
Forward Voltage, (Per Dice)	V _F	I _F = 20mA	-	2.1	2.4	V
Reverse Current, (Per Dice)	I _R	V _R = 5V	-	-	10	µA
Peak Wavelength	λ _P	I _F = 20mA	-	573	-	nm
Dominant Wavelength	λ _D	I _F = 20mA	567	-	576	nm
Luminous Intensity	I _v	I _F = 20mA	8	16	25	mcd
Spectral Line Half-Bandwidth	Δλ	I _F = 20mA	-	20	-	nm



www.opledtw.com

Opto Plus LED Corp.
0.39" SMD Type LED Display
OPS-S3910SYG | OPS-S3911SYG

● **SYG: BIN GRADE (Unit : mcd) 20mA**


Super Bright Yellow Green	J	K	L
	8.0 - 12.0	12.1 - 18.0	18.1 - 25.0

● **SYG: HUE GRADE (λD : nm)**

1	2	3
567.0 - 570.0	570.1 - 573.0	573.1 - 576.0

● **AVAILABLE BIN / HUE TABLE**

J1	K1	L1
J2	K2	L2
J3	K3	L3



www.opledtw.com

Opto Plus LED Corp.

0.39" SMD Type LED Display

OPS-S3910SYG | OPS-S3911SYG

● SYG: SUPER BRIGHT YELLOW GREEN (AlGaInP/GaAs) CURVE

Typical Electro-optical Characteristic Curves
(25 °C Free Air Temperature Unless Otherwise Specified)

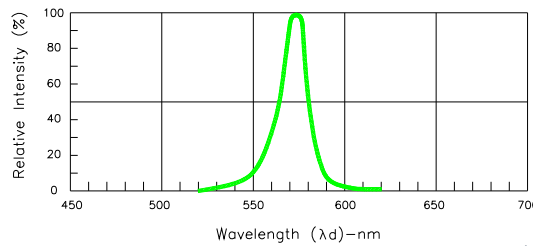


Fig.1-Relative Intensity VS. Wavelength

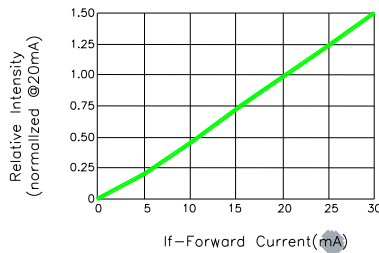


Fig.2-Relative Luminous Intensity vs. Forward Current

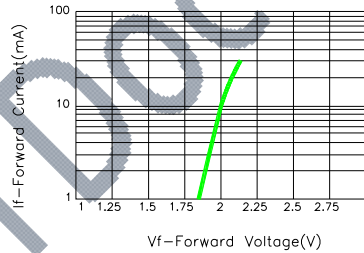


Fig.3-Forward Current vs. Forward Voltage

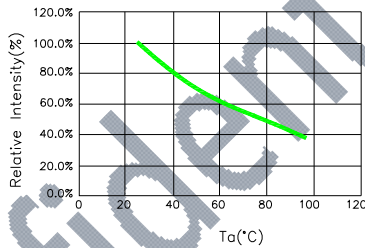


Fig.4-Relative Intensity(@20mA)VS. Ambient Temperature

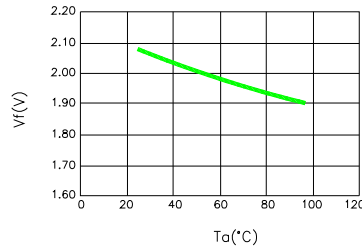


Fig.5-Forward Voltage(@20mA)VS. Ambient Temperature

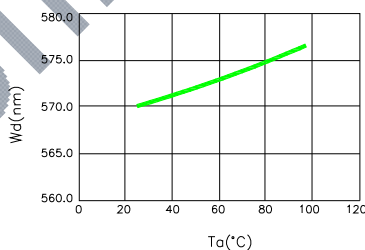


Fig.6-Dominant Wavelength(@20mA) VS. Ambient Temperature

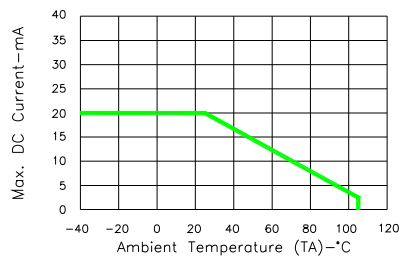



Fig.7-Max. Allowable DC Current VS. Ambient Temperature



www.opledtw.com

Opto Plus LED Corp.

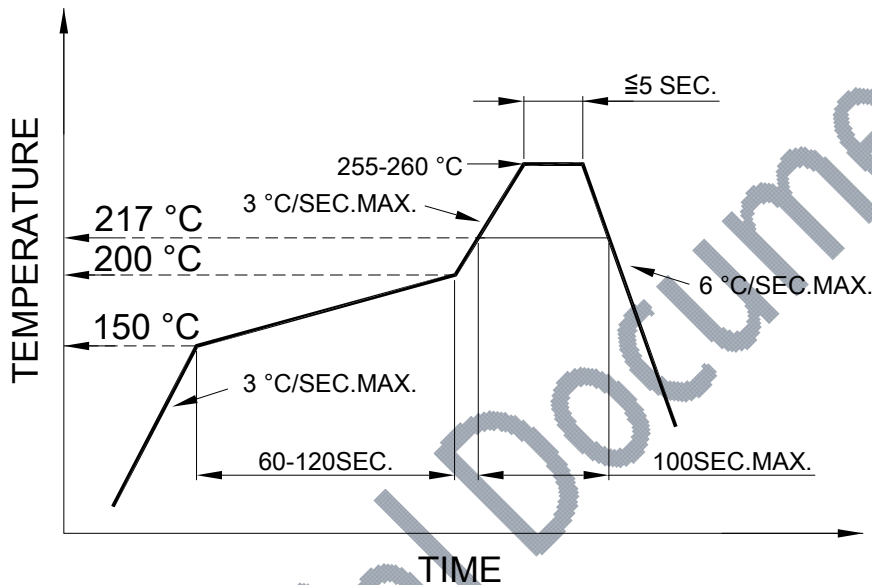
0.39" SMD Type LED Display

OPS-S3910SYG | OPS-S3911SYG

● SMT REFLOW SOLDERING INSTRUCTIONS

SMT Soldering Profile

Pb free reflow soldering Profile




- We recommend the reflow temperature 245°C (+/- 5°C).
The maximum soldering temperature should be limited to 260°C.
- Number of reflow process shall be 2 times or less.

● SOLDERING IRON

Basic spec is ≤ 4 sec when 260°C. If temperature is higher, time should be shorter (+10°C → 1 sec). Power dissipation of Iron should be smaller than 15W, and temperature should be controllable. Surface temperature of the device should be under 230°C.

● REWORK

- Customer must finish rework within 3 sec. under 350°C.
- The head of soldering iron cannot touch copper foil.



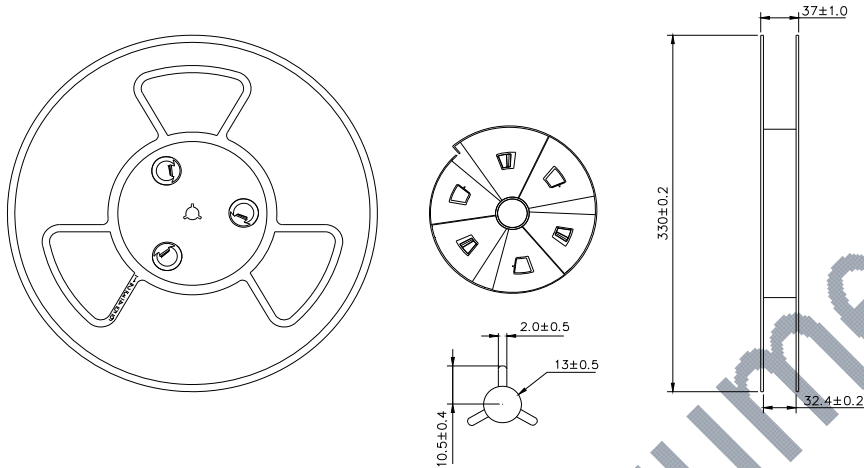
www.opledtw.com

Opto Plus LED Corp.

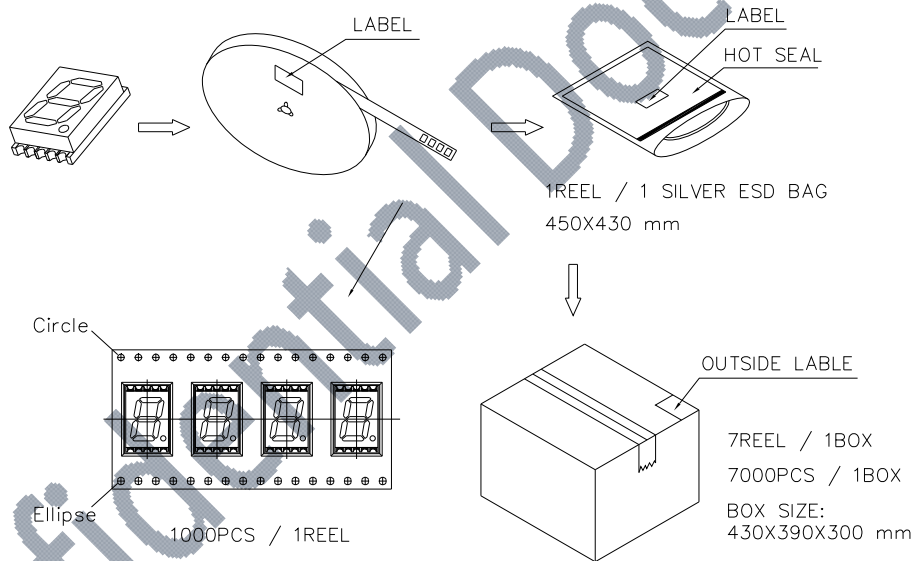
0.39" SMD Type LED Display

OPS-S3910SYG | OPS-S3911SYG

● REEL DIMENSIONS



● PACKING & LABEL SPECIFICATIONS



● STORAGE CONDITION

In factory original sealed bag package

TEMPERATURE CONDITION	HUMIDITY CONDITION
5°C ~ 30°C	Below 60%RH

After opened and not in factory original sealed bag package

TEMPERATURE CONDITION	HUMIDITY CONDITION	STORAGE TIME
5°C ~ 30°C	Below 60%RH	Within 4 weeks (MSL as level 2a)