



MICROWAVE PRECISION

Fixed Attenuator

KAT-12+

50Ω 1.1 W 12 dB DC to 43.5 GHz

THE BIG DEAL

- Super-Wide Bandwidth, DC to 43.5 GHz
- High Power Handling, 1.1 W
- Small Package, 2x2 mm MCLP™
- Excellent VSWR, 1.16:1 Typ.



Generic photo used for illustration purposes only

CASE STYLE: MC1630-1

+RoHS Compliant

The +Suffix identifies RoHS Compliance. See our website for methodologies and qualifications

APPLICATIONS

- 5G
- Test and Measurement
- Radar
- Communication
- Defense

PRODUCT OVERVIEW

KAT-12+ is an absorptive fixed attenuator fabricated using highly reliable and repeatable GaAs MMIC process. The model operates from DC to 43.5 GHz. It achieves outstanding attenuation accuracy and flatness while maintaining excellent VSWR throughout the entire band. The model can also handle input power up to 1.1 W, which makes this model an ideal choice for a wide range of applications.

KEY FEATURES

Feature	Advantages
Wideband Operation, From DC to 43.5 GHz	Supports a wide array of applications including 5G, wireless infrastructure, microwave communications, satellite, defense and aerospace, medical, broadband and optical applications.
Small Size and Simple to Use (2x2 mm)	As a single chip solution, the KAT series occupies less board space than a lumped element approach, minimizes component count and ensures repeatable performance over wide frequency range.
Wide Range of Nominal Attenuation Values (0,1,2,3,4,5,6,7,8,9,10,12,15,20 & 30)	KAT Series' identical package and footprint enables circuit designers to swap small incremental attenuation values, without board layout redesigns.
MCLP™ Package	Low Inductance, repeatable transitions, excellent thermal path make the KAT series an ideal solution as an alternative to "do it yourself" lumped element-based approach.

REV. B
ECO-014625
KAT-11+
MCL NY
250904





MICROWAVE PRECISION

Fixed Attenuator

KAT-12+

50Ω 1.1 W 12 dB DC to 43.5 GHz

ELECTRICAL SPECIFICATIONS¹ AT +25°C, 50Ω, UNLESS NOTED OTHERWISE

Parameter	Condition (GHz)	Min.	Typ.	Max.	Unit
Frequency Range		DC		43.5	GHz
Attenuation	0.01-5	11.6	12.0	12.4	dB
	5-10	11.6	12.0	12.4	
	10-20	11.6	12.1	12.6	
	20-30	11.7	12.2	13.0	
	30-40		12.4		
	40-43.5		12.3		
VSWR	0.01-5		1.06	1.4	:1
	5-10		1.06	1.4	
	10-20		1.16	1.8	
	20-30		1.31		
	30-40		1.48		
	40-43.5		1.41		

1. Tested on Mini-Circuits test board TB-934-12C+. See Characterization/Application Circuit in Fig. 1.

ABSOLUTE MAXIMUM RATINGS²

Parameter	Ratings
Operating Case Temperature	-40°C to +85°C
Storage Temperature	-65°C to +150°C
RF Input Power	1.1 W ³

2. Permanent damage may occur if any of these limits are exceeded.

3. Power rating derated to 0.8 W at +85°C.



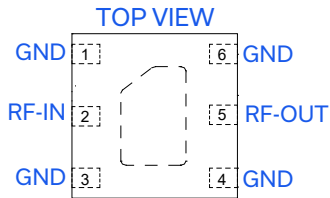
MICROWAVE PRECISION

Fixed Attenuator

KAT-12+

50Ω 1.1 W 12 dB DC to 43.5 GHz

PAD DESCRIPTION



Function	Pad Number	Description
RF-IN	2	RF input pad
RF-OUT	5	RF output pad
GND	1,3,4,6 & Paddle	Ground

CHARACTERIZATION TEST CIRCUIT

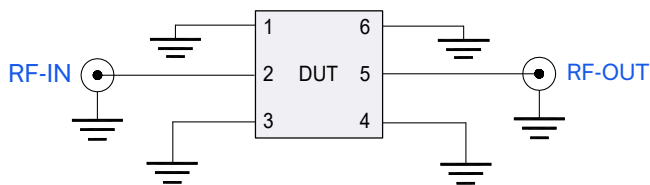
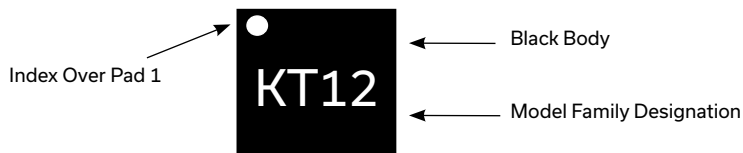


Fig 1. Block diagram of Test Circuit used for characterization, Test board TB-934-12C+
Conditions: Attenuation, VSWR: $P_{IN} = 0$ dBm

PRODUCT MARKING



Marking may contain other features or characters for internal lot control.



MICROWAVE PRECISION

Fixed Attenuator

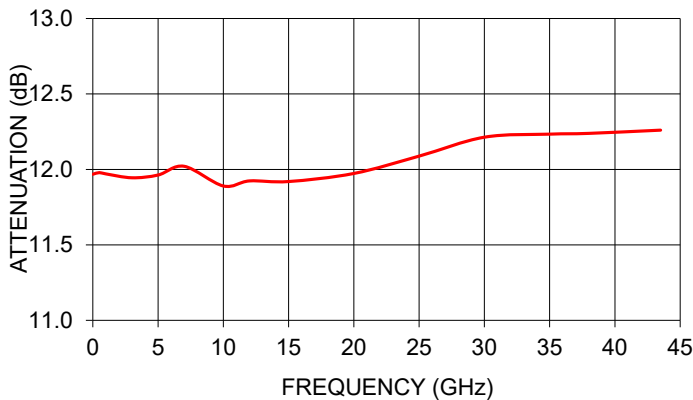
KAT-12+

50Ω 1.1 W 12 dB DC to 43.5 GHz

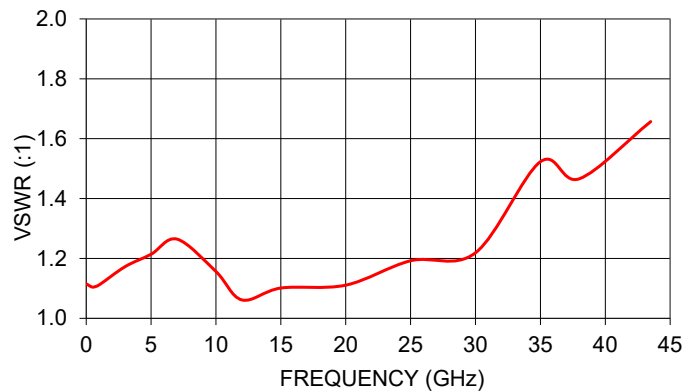
TYPICAL PERFORMANCE DATA AT +25°C

Frequency (GHz)	Attenuation (dB)	VSWR (:1)
0.01	11.97	1.11
0.5	11.98	1.10
1.0	11.97	1.11
3.0	11.94	1.17
5.0	11.96	1.21
7.0	12.02	1.26
10.0	11.89	1.16
12.0	11.92	1.06
15.0	11.92	1.10
20.0	11.97	1.11
25.0	12.09	1.19
30.0	12.21	1.22
35.0	12.23	1.52
38.0	12.24	1.47
43.5	12.26	1.66

ATTENUATION



VSWR





MICROWAVE PRECISION

Fixed Attenuator

KAT-12+

50Ω 1.1W 12dB DC to 43.5 GHz

ADDITIONAL DETAILED TECHNICAL INFORMATION IS AVAILABLE ON OUR DASHBOARD. TO ACCESS [CLICK HERE](#)

Performance Data	Data Table Swept Graphs
Case Style	MC1630-1 Plastic package, Terminal Finish: Matte Tin
Tape & Reel	F66
Standard Quantities Available on Reel	7" Reels with 20, 50, 100, 200, 500, 1000, 2000, or 3000 devices
Suggested Layout for PCB Design	PL-586
Evaluation Board	TB-934-12C+
Environmental Ratings	ENV08T1

ESD RATING

Human Body Model (HBM): Class 2 (Pass 2000 V) per ANSI/ESD STM 5.1 - 2001

NOTES

- A. Performance and quality attributes and conditions not expressly stated in this specification document are intended to be excluded and do not form a part of this specification document.
- B. Electrical specifications and performance data contained in this specification document are based on Mini-Circuit's applicable established test performance criteria and measurement instructions.
- C. The parts covered by this specification document are subject to Mini-Circuits standard limited warranty and terms and conditions (collectively, "Standard Terms"); Purchasers of this part are entitled to the rights and benefits contained therein. For a full statement of the standard terms and the exclusive rights and remedies thereunder, please visit Mini-Circuits' website at www.minicircuits.com/terms/viewterm.html

