



**SERIES:** PR25 | **DESCRIPTION:** POWER RELAY

**FEATURES**

- 15 amp
- 1 form A
- 1 form C
- Class B & Class F

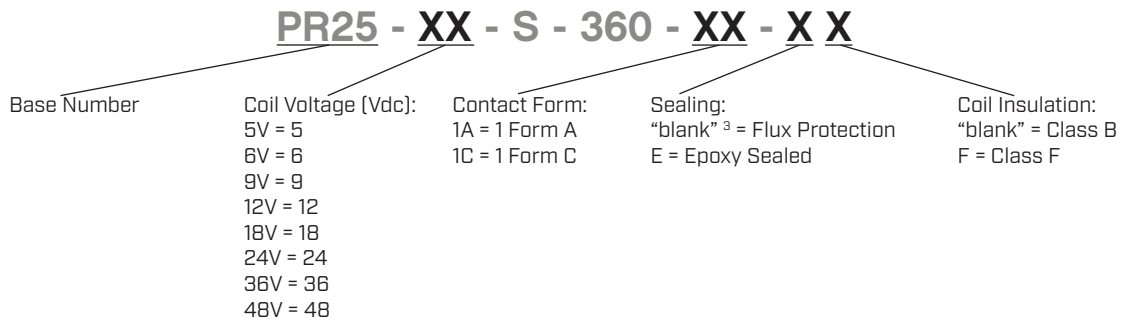


**MODEL**

	coil voltage typ (Vdc)	coil resistance [Ω±10%]	operating voltage <sup>1</sup> min (Vdc)	release voltage max (Vdc)	continuous voltage max (Vdc)	coil power max (mW)
PR25-5V-S-360	5	70	3.8	0.5	11.2	360
PR25-6V-S-360	6	100	4.5	0.6	13.4	360
PR25-9V-S-360	9	225	6.8	0.9	20.1	360
PR25-12V-S-360	12	400	9.0	1.2	26.8	360
PR25-18V-S-360	18	900	13.5	1.8	40.2	360
PR25-24V-S-360	24	1,600	18.0	2.4	53.4	360
PR25-36V-S-360	36	3,600	27.0	3.6	80.1	360
PR25-48V-S-360	48	6,400	36.0	4.8	107.3	360

Notes: 1. Relay may pull in with less than operating voltage.  
2. All specifications are measured at 20°C unless otherwise specified.

**PART NUMBER KEY**



Notes: 3. Flux protection only available on 1 Form A models.

## COIL SPECIFICATIONS

parameter	conditions/description	min	typ	max	units
coil power	nominal at pickup voltage		360		mW
			203		mW
coil power continuous dissipation	Class B models at 20°C Class F models at 20°C			1.8	W
				2.4	W
temperature rise	at nominal coil voltage		32		K

## CONTACT SPECIFICATIONS

parameter	conditions/description	min	typ	max	units
contact form	1 Form A, 1 Form C				
contact material	AgSnO <sub>2</sub> [silver tin oxide]				
contact rating	1 Form A 10 A @ 277 Vac 15 A @ 125 Vac				
	1 Form C 10 A @ 277 Vac NO/NC 5 A @ 250 Vac NC				
contact resistance	at 1 A, 24 V, voltage drop method			100	mΩ
max switching voltage				300	Vac
				30	Vdc
max switching current	Vac Vdc			15	A
				10	A
max switching power	Vac Vdc			2,770	VA
				300	W
life	electrical: at 277 Vac, resistive mechanical	100,000			operations
		1,000,000			operations

## GENERAL SPECIFICATIONS

parameter	conditions/description	min	typ	max	units
insulation resistance	at 500 Vdc, 20 °C, 50% RH	100			MΩ
dielectric strength	between open contacts at sea level for 1 minute		1,000		Vrms
	between coil and contacts at sea level for 1 minute		1,500		Vrms
operate time	at nominal coil voltage			10	ms
release time	at nominal coil voltage, without coil suppression			5	ms
shock resistance			10		G
vibration resistance	10-55 Hz, 1.5 mm double amplitude				
operating temperature	Class B models at nominal coil voltage	-40		70	°C
	Class F models at nominal coil voltage	-40		85	°C
weight			10		g
safety approvals	UL/cUL 508				
flammability rating	UL94V-0				
RoHS	yes				
packaging	tube: 20 pcs per tube carton QTY: 1,000 pcs per carton				

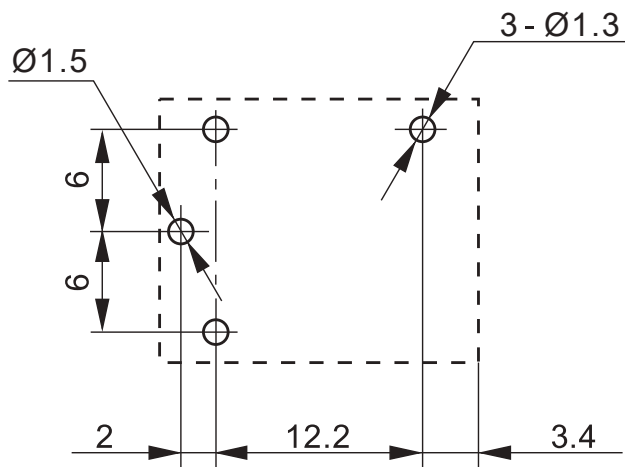
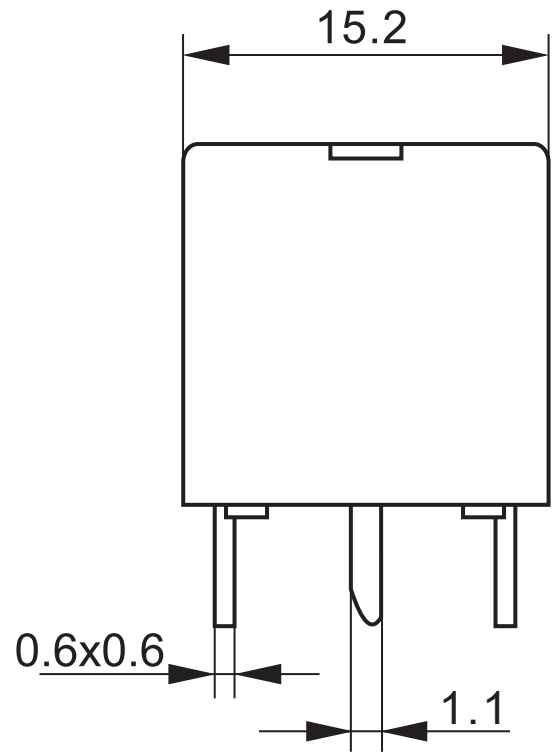
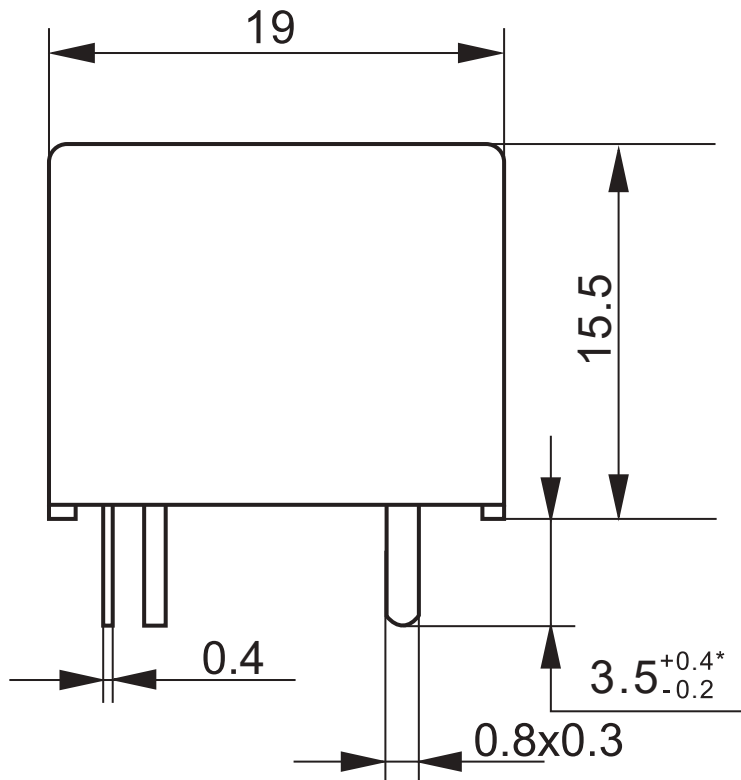
## SOLDERABILITY

parameter	conditions/description	min	typ	max	units
wave soldering	for max 5 seconds			270	°C
washable	only on epoxy sealed models max immersion time of 30 seconds			80	°C

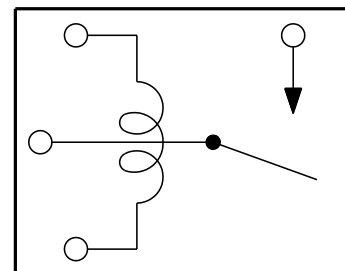
## MECHANICAL DRAWING (1A = 1 FORM A)

units: mm [inch]  
 tolerance:  $\pm 0.254$  mm  
 unless otherwise noted

DESCRIPTION	MATERIAL	PLATING/COLOR
housing	PBT [UL94V-0]	black
terminals	copper alloy	tin



Recommended PCB Layout  
Bottom View

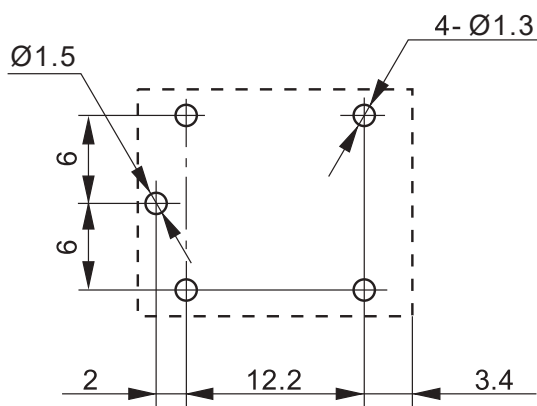
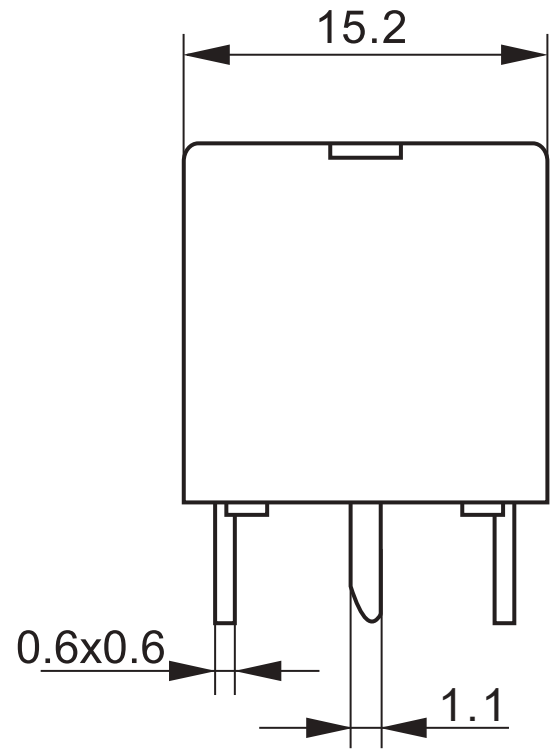
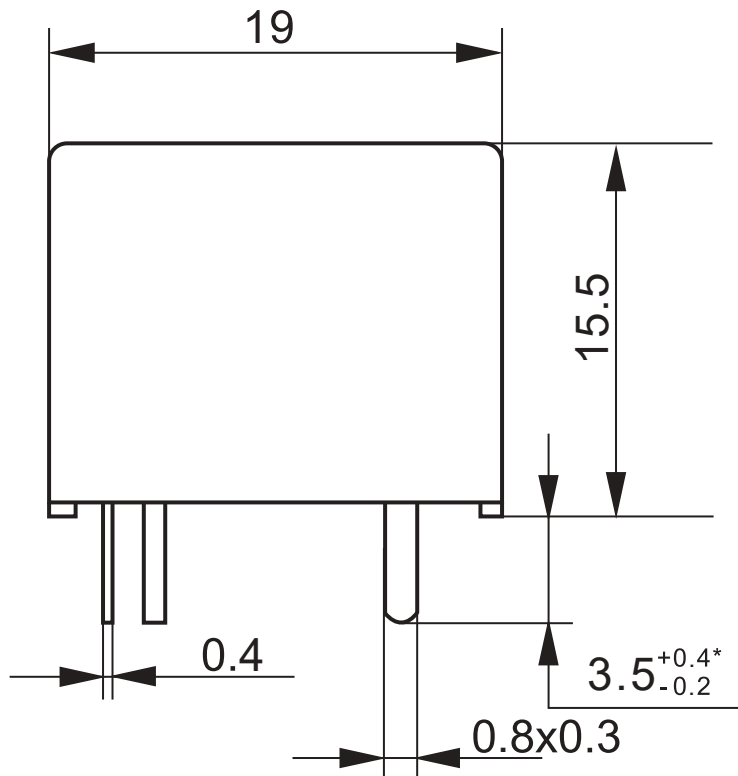


Wiring Diagram  
Bottom View

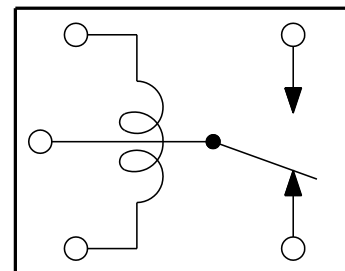
## MECHANICAL DRAWING (1C = 1 FORM C)

units: mm [inch]  
 tolerance:  $\pm 0.254$  mm  
 unless otherwise noted

DESCRIPTION	MATERIAL	PLATING/COLOR
housing	PBT [UL94V-0]	black
terminals	copper alloy	tin



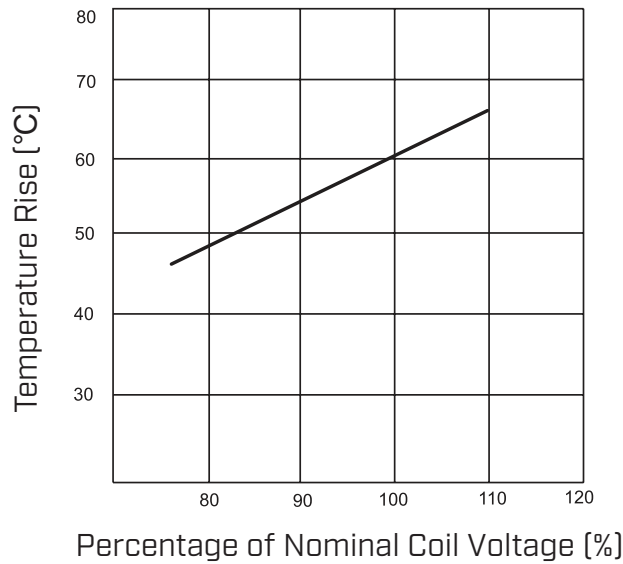
Recommended PCB Layout  
 Bottom View



Wiring Diagram  
 Bottom View

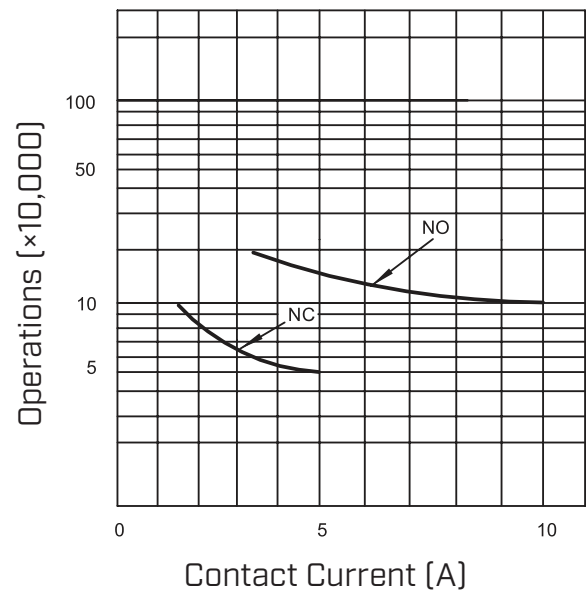
## CHARACTERISTIC CURVES

Coil Temperature Rise



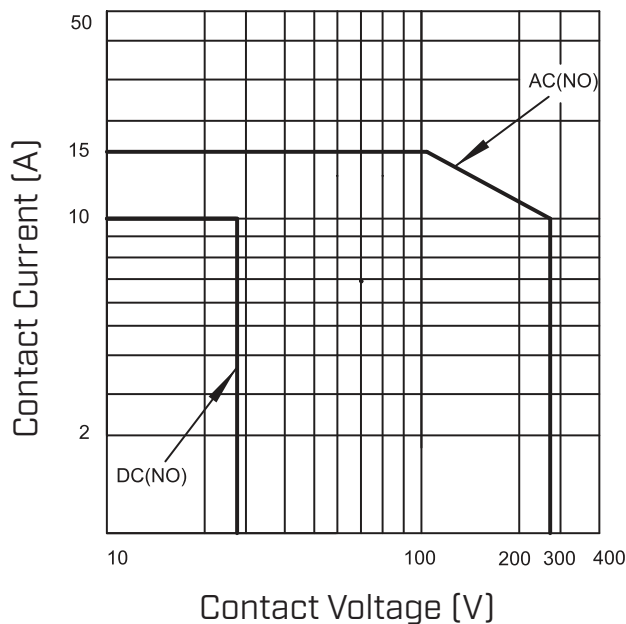
Test Conditions:  
10 A at 85°C  
Mounting Distance: 10 mm

Life Curve



Test Conditions:  
NO, resistive load, 277 Vac/28 Vdc, flux protection, room temp, 1 second on 9 seconds off  
NC, resistive load, 250 Vac, flux protection, room temp, 5 seconds on 5 seconds off

Maximum Switching Power



For plastic sealed type, the venting hole should be opened in electrical life test.

## REVISION HISTORY

rev.	description	date
1.0	initial release	02/14/2024
1.01	CUI Devices rebranded to Same Sky	09/12/2024

The revision history provided is for informational purposes only and is believed to be accurate.



Same Sky offers a one (1) year limited warranty. Complete warranty information is listed on our website.

Same Sky reserves the right to make changes to the product at any time without notice. Information provided by Same Sky is believed to be accurate and reliable. However, no responsibility is assumed by Same Sky for its use, nor for any infringements of patents or other rights of third parties which may result from its use.

Same Sky products are not authorized or warranted for use as critical components in equipment that requires an extremely high level of reliability. A critical component is any component of a life support device or system whose failure to perform can be reasonably expected to cause the failure of the life support device or system, or to affect its safety or effectiveness.

[sameskydevices.com](https://www.sameskydevices.com)