



KAS SERIES DIP SWITCH


ANTI-VANDAL SWITCHES
 DETECTOR SWITCHES
 DIP SWITCHES
 KEYLOCK SWITCHES
 NAVIGATION SWITCHES
 PUSHBUTTON SWITCHES
 ROCKER SWITCHES
 ROTARY SWITCHES
 SLIDE SWITCHES
 SNAP ACTION SWITCHES
 TACTILE SWITCHES
 TOGGLE SWITCHES
 CAP OPTIONS



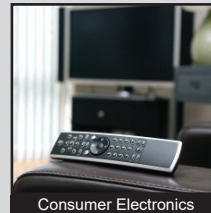
APPLICATIONS / MARKETS



Garage Door Openers



Computer Peripherals



Consumer Electronics



Instrumentation



Telecommunication



Medical Equipment

RoHS

SPECIFICATIONS

Electrical Rating: 100mA @ 50VDC Non-Switching
 25mA @ 24VDC Switching
Life Expectancy: 2,000 Cycles
Contact Resistance: 100mΩ Max.
Insulation Resistance: 100 MΩ Min. at 500VDC
Dielectric Strength: 100VAC for 1 min.
Operating Temperature: -40°C to 85°C
Storage Temperature: -40°C to 85°C
Travel: 2.0mm Typical
Contact Arrangement: SPST each position

FEATURES & BENEFITS

- Through hole (PCB Pin) termination
- From 2 to 12 positions
- Top seal optional
- Tube packaging

PART NUMBER CONFIGURATOR

P Series	Model No.	Termination	Circuit	No. of Positions	Actuator	Seal
<input type="text" value="KA"/>	<input type="text" value="S - Slide Type"/>	<input type="text" value="1 - PC Pin
2 - Right Angle
PC Pin (Extended Actuator Only)"/>	<input type="text" value="1 - SPST"/>	<input type="text" value="01 - 1 position
02 - 2 positions
03 - 3 positions
04 - 4 positions
05 - 5 positions
06 - 6 positions
07 - 7 positions
08 - 8 positions
09 - 9 positions
10 - 10 positions
12 - 12 positions"/>	<input type="text" value="R - Recessed Actuator
E - Extended Actuator"/>	<input type="text" value="None - Standard Unsealed
T - Top Tape Sealed"/>

Switches are supplied in standard IC tubes with all poles in the "OFF" position

Specifications subject to change without notice 8.13.2024



E-SWITCH®

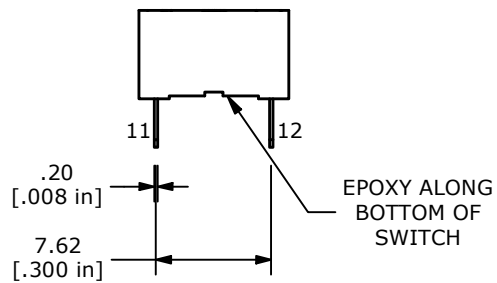
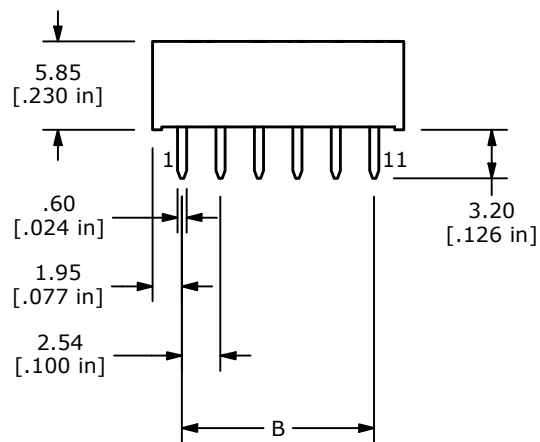
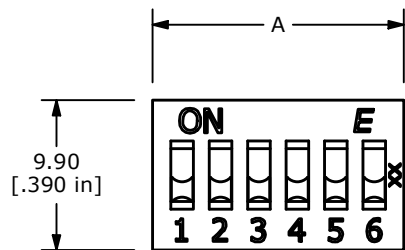
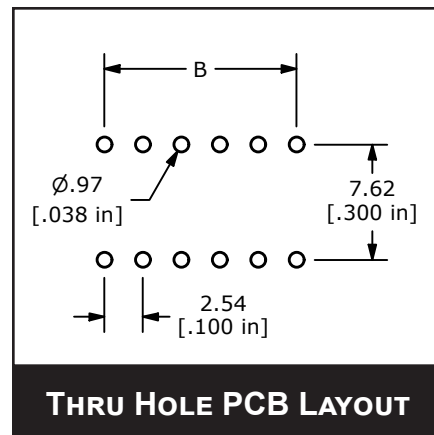
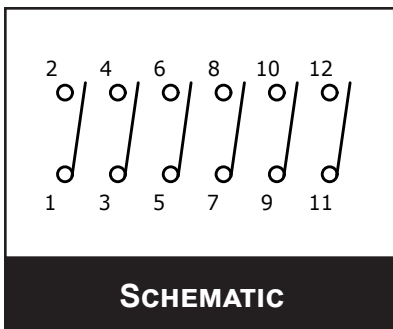
www.e-switch.com

800.867.2717

1

KAS SERIES DIP SWITCH

BODY DIMENSIONS/ POSITION OPTIONS



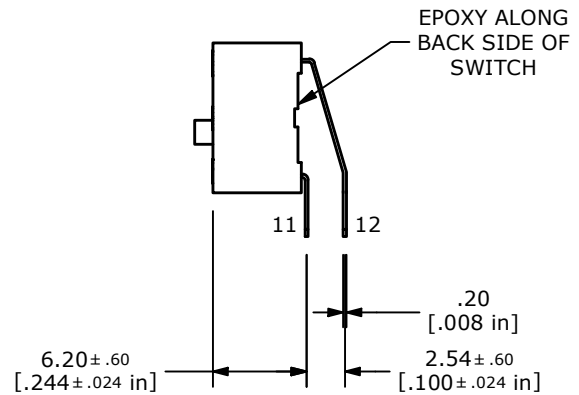
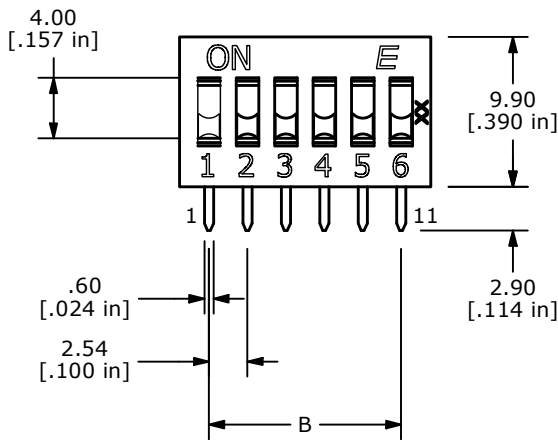
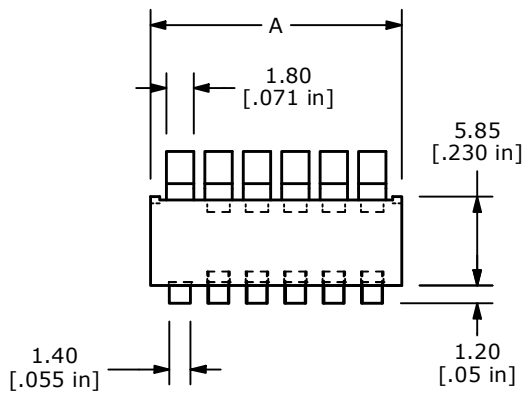
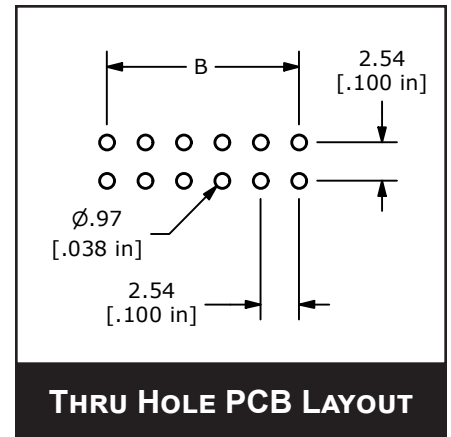
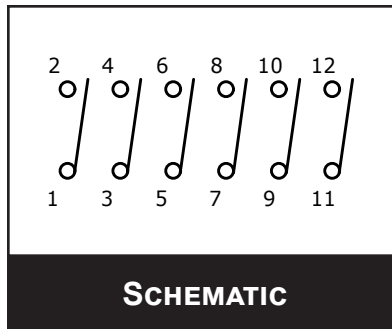
SHOWN WITH 1 - PC PIN
R - RECESSED ACTUATOR

POSITIONS	1	2	3	4	5	6	7	8	9	10	12
DIM A	3.90 [.154 in]	6.44 [.254 in]	8.98 [.354 in]	11.52 [.454 in]	14.06 [.554 in]	16.6 [.654 in]	19.14 [.754 in]	21.68 [.854 in]	24.22 [.954 in]	26.76 [1.054 in]	31.84 [1.254 in]
DIM B	N/A	2.54 [.100 in]	5.08 [.200 in]	7.62 [.300 in]	10.16 [.400 in]	12.7 [.500 in]	15.24 [.600 in]	17.78 [.700 in]	20.32 [.800 in]	22.86 [.900 in]	27.94 [1.100 in]



KAS SERIES DIP SWITCH

BODY DIMENSIONS/ POSITION OPTIONS



SHOWN WITH 2 - RIGHT ANGLE PC PIN
E - EXTENDED ACTUATOR

POSITIONS	1	2	3	4	5	6	7	8	9	10	12
DIM A	3.90 [.154 in]	6.44 [.254 in]	8.98 [.354 in]	11.52 [.454 in]	14.06 [.554 in]	16.6 [.654 in]	19.14 [.754 in]	21.68 [.854 in]	24.22 [.954 in]	26.76 [1.054 in]	31.84 [1.254 in]
DIM B	N/A	2.54 [.100 in]	5.08 [.200 in]	7.62 [.300 in]	10.16 [.400 in]	12.7 [.500 in]	15.24 [.600 in]	17.78 [.700 in]	20.32 [.800 in]	22.86 [.900 in]	27.94 [1.100 in]

